

4044



National Library of Canada

Bibliothèque nationale du Canada

CANADIAN THESES ON MICROFICHE

THÈSES CANADIENNES SUR MICROFICHE

NAME OF AUTHOR NOM DE L'AUTEUR

Deep Kumar

TITLE OF THESIS TITRE DE LA THÈSE

Application of the Method of Collocation
in finite Elements to Engineering Problems

UNIVERSITY UNIVERSITÉ

The University of Alberta

DEGREE FOR WHICH THESIS WAS PRESENTED

GRADE POUR LEQUEL CETTE THÈSE FUT PRÉSENTÉE

M.Sc.

YEAR THIS DEGREE CONFERRED ANNÉE D'OBTENTION DE CE GRADE

1979

NAME OF SUPERVISOR NOM DU DIRECTEUR DE THÈSE

Dr. J.H. Masliyah

Permission is hereby granted to the NATIONAL LIBRARY OF CANADA to microfilm this thesis and to lend or sell copies of the film.

L'autorisation est, par la présente, accordée à la BIBLIOTHÈQUE NATIONALE DU CANADA de microfilmer cette thèse et de prêter ou de vendre des exemplaires du film.

The author reserves other publication rights, and neither the thesis nor extensive extracts from it may be printed or otherwise reproduced without the author's written permission.

L'auteur se réserve les autres droits de publication, ni la thèse ni de longs extraits de celle-ci ne doivent être imprimés ou autrement reproduits sans l'autorisation écrite de l'auteur.

DATED/DATE

Dec. 20, 1978

SIGNED/SIGNÉ

Deep Kumar

PERMANENT ADDRESS/RÉSIDENCE FIXE

Udaipur Harroons Factory
Chhipiwara - Meerut city - 250002
INDIA



National Library of Canada

Cataloguing Branch
Canadian Theses Division

Ottawa, Canada
K1A 0N4

Bibliothèque nationale du Canada

Direction du catalogage
Division des thèses canadiennes

NOTICE

The quality of this microfiche is heavily dependent upon the quality of the original thesis submitted for microfilming. Every effort has been made to ensure the highest quality of reproduction possible.

If pages are missing, contact the university which granted the degree.

Some pages may have indistinct print especially if the original pages were typed with a poor typewriter ribbon or if the university sent us a poor photocopy.

Previously copyrighted materials (journal articles, published tests, etc.) are not filmed.

Reproduction in full or in part of this film is governed by the Canadian Copyright Act, R.S.C. 1970, c. C-30. Please read the authorization forms which accompany this thesis.

**THIS DISSERTATION
HAS BEEN MICROFILMED
EXACTLY AS RECEIVED**

AVIS

La qualité de cette microfiche dépend grandement de la qualité de la thèse soumise au microfilmage. Nous avons tout fait pour assurer une qualité supérieure de reproduction.

S'il manque des pages, veuillez communiquer avec l'université qui a conféré le grade.

La qualité d'impression de certaines pages peut laisser à désirer, surtout si les pages originales ont été dactylographiées à l'aide d'un ruban usé ou si l'université nous a fait parvenir une photocopie de mauvaise qualité.

Les documents qui font déjà l'objet d'un droit d'auteur (articles de revue, examens publiés, etc.) ne sont pas microfilmés.


La reproduction, même partielle, de ce microfilm est soumise à la Loi canadienne sur le droit d'auteur, SRC 1970, c. C-30. Veuillez prendre connaissance des formules d'autorisation qui accompagnent cette thèse.

**LA THÈSE A ÉTÉ
MICROFILMÉE TELLE QUE
NOUS L'AVONS REÇUE**

THE UNIVERSITY OF ALBERTA

APPLICATION OF THE METHOD OF ORTHOGONAL COLLOCATION ON FINITE
ELEMENTS TO ENGINEERING PROBLEMS

by

 Dileep Kumar

A THESIS

SUBMITTED TO THE FACULTY OF GRADUATE STUDIES AND RESEARCH

IN PARTIAL FULFILMENT OF THE REQUIREMENTS FOR THE DEGREE

OF MASTER OF SCIENCE

IN

CHEMICAL ENGINEERING.

DEPARTMENT OF CHEMICAL ENGINEERING

EDMONTON, ALBERTA


Spring, 1979

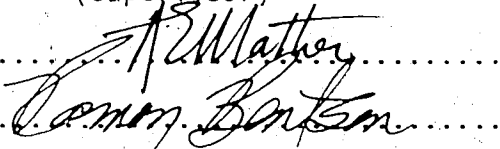

THE UNIVERSITY OF ALBERTA
FACULTY OF GRADUATE STUDIES AND RESEARCH

The undersigned certify that they have read, and recommend
to the Faculty of Graduate Studies and Research, for acceptance, a
thesis entitled Application of the Method of Orthogonal Collocation
on Finite Elements to Engineering Problems.

.....
submitted by Dileep Kumar

.....
in partial fulfilment of the requirements for the degree of
Master of Science.


.....
(Supervisor)


.....


Date Dec 18, 1977

Abstract

The method of orthogonal collocation on finite elements (OCFE) was applied to two engineering problems. One of the problems considered is that of the flow of a Newtonian fluid in an internally finned tube. Cylindrical coordinates were employed and Legendre shifted orthogonal polynomials were used as the trial functions. An alternating direction implicit (ADI) method was used to solve the resulting set of equations. Better accuracy was achieved by increasing the number of collocation points per element rather than increasing the number of elements for a given number of interior collocation points. Although, in general, for a given total number of collocation points, the OCFE was found superior to the finite difference method in terms of accuracy, the computational time requirement was much higher for the method of orthogonal collocation on finite elements.

The second problem considered deals with the simulation of two-dimensional miscible displacement of oil by a solvent in porous media. A direct method of solution was used. Solution of the continuity equation provided excellent mass conservation. However, realistic concentration profiles could only be obtained from the convection diffusion equation for a very high value of the diffusion coefficient.

ACKNOWLEDGEMENTS

The author wishes to acknowledge the help and guidance received from Dr. J. H. Masliyah throughout the course of this study.

The author is indebted to his friend, Rajeev D. Deshmukh, for valuable suggestions and useful criticisms.

The author wishes to thank Mrs. Audrey Mayes for carefully typing the thesis and meeting the deadline.

Finally, the financial assistance provided by the University of Alberta is gratefully acknowledged.

Table of Contents

Chapter		Page
1	Introduction	1
2	Literature Review	3
3	Method of Weighted Residuals and Orthogonal Collocation on Finite Elements	6
	3.1 General Treatment	6
	(a) Subdomain Method	7
	(b) Least Squares Method	8
	(c) Galerkin Method	8
	(d) Method of Moments	8
	(e) Collocation Method	9
	3.2 Choice of Trial Functions	9
	3.3 The Method of Orthogonal Collocation	10
	3.4 Orthogonal Collocation for Two-Dimensional Problems	13
	3.5 Orthogonal Collocation on Finite Elements (OCFE)	17
	3.5.1 Approximation Errors	18
4	Application of OCFE to Finned Tubes	19
	4.1 Statement of the Problem	19
	4.2 OCFE Formulation of the Problem	21
	4.3 Solution of the Equations	25
	4.3.1 Constant r solution	25
	4.3.2 Constant θ solution	26
	4.4 Computational Scheme	28
	4.5 Calculation of Average Velocity	32
	4.6 Other Techniques	35
	4.6.1 Least Square Matching Technique	35
	4.6.2 Finite-Difference Method, F.D.	36
	4.6.3 Soliman and Feingold Approach	36
	4.7 Discussion of Results	38

Table of Contents - continued

Chapter	Page
5	Application of OCFE to Porous Media46
	5.1 Governing Equations46
	5.2 Numbering Scheme50
	5.3 OCFE Formulation of the Governing Equations50
	5.3.1 Continuity Equation50
	5.3.2 Convection-Diffusion Equation58
	5.3.2.1 Runge-Kutta Method, R.K.59
	5.3.2.2 Total Implicit Method60
	5.4 Determination of Source Term61
	5.5 Computational Scheme61
	5.6 Results and Discussion62
	5.6.1 Velocity Results62
	5.6.1.1 Configuration One64
	5.6.1.2 Configuration Two69
	5.6.2 Concentration Results70
6	Conclusions and Recommendations76
	6.1 Conclusions76
	6.1.1 Finned Tube Problem76
	6.1.2 Porous Media Problem76
	6.2 Recommendations76
	Bibliography77
Appendices	
A	Computer Program to Generate Matrices, A, B and w79
B	Tabulation of Matrices, A, B and w84
C	Solution of a One-Dimensional Problem97
D	Finite Difference Formulation of the Finned Tube Problem108
E	Pressure and Velocity Results from Continuity Equation110
F	Concentration Results from Convection Diffusion Equation148
G	Hand calculation for Concentration Results170
H	Physical Data for Porous Media Problem177

List of Tables

Table	Page
1 Summary of computations for the Orthogonal Collocation on Finite Element Method.	33
2 Summary of Computations for the Finite Difference Method.	37
3 Summary of Results for the OCFE and FD	39
4 Comparison of Evaluated and Injected Q.	65
5 Collocation Point number of the Point located at the Centre of Each Element for N=3 and 5.	66
6 Comparison of the Pressures at the Centre of Each Element for N=3 and 5.	67
C.1 Comparison of the Analytical and Numerical Results for a One-Dimensional Problem.	104
E.1 Configuration One: Pressure and Velocity Results for $\mu = 100$ cp and N=2.	112
E.2 Configuration One: Pressure and Velocity Results for $\mu = 10,000$ cp and N=2.	113
E.3 Configuration One: Pressure and Velocity Results for $\mu = 100$ cp and N=3.	114
E.4 Configuration One: Pressure and Velocity Results for $\mu = 10,000$ cp and N=3.	116
E.5 Configuration One: Pressure and Velocity Results for $\mu = 100$ cp and N=4.	118
E.6 Configuration One: Pressure and Velocity Results for $\mu = 10,000$ cp and N=4.	121
E.7 Configuration One: Pressure and Velocity Results for $\mu = 100$ cp and N=5.	124
E.8 Configuration One: Pressure and Velocity Results for $\mu = 10,000$ cp and N=5.	127
E.9 Configuration Two: Pressure and Velocity Results for $\mu = 100$ cp and N=2.	130
E.10 Configuration Two: Pressure and Velocity Results for $\mu = 10,000$ cp and N=2.	131

List of Tables - continued.

Table	Page
E.11 Configuration Two: Pressure and Velocity Results for $\mu = 100$ cp and $N=3$	132
E.12 Configuration Two: Pressure and Velocity Results for $\mu = 10,000$ cp and $N=3$	134
E.13 Configuration Two: Pressure and Velocity Results for $\mu = 100$ cp and $N=4$	136
E.14 Configuration Two: Pressure and Velocity Results for $\mu = 10,000$ cp and $N=4$	139
E.15 ³ Configuration Two: Pressure and Velocity Results for $\mu = 100$ cp and $N=5$	142
E.16 Configuration Two: Pressure and Velocity Results for $\mu = 10,000$ cp and $N=5$	145
F.1 Configuration One: Concentration Results for $K_D = .0001075$ cm ² /s and $N=3$	150
F.2 Configuration One: Concentration Results for $K_D = .01075$ cm ² /s and $N=3$	152
F.3 Configuration One: Concentration Results for $K_D = .0001075$ cm ² /s and $N=5$	154
F.4 Configuration One: Concentration Results for $K_D = .01075$ cm ² /s and $N=5$	157
F.5 Configuration Two: Concentration Results for $K_D = .0001075$ cm ² /s and $N=3$	160
F.6 Configuration Two: Concentration Results for $K_D = .01075$ cm ² /s and $N=3$	162
F.7 Configuration Two: Concentration Results for $K_D = .0001075$ cm ² /s and $N=5$	164
F.8 Configuration Two: Concentration Results for $K_D = .01075$ cm ² /s and $N=5$	167

List of Figures

Figure		Page
1	Flow Geometry of a Finned Tube	20
2	Finite Elements and Collocation Points	22
3	Collocation Points near the Fin Tip	23
4	Flow chart for the Computational Scheme for Finned Tube	29
5	Location of the Points for Finite Difference Method	30
6	Variation of Centre and Average Velocities for $L=0.5$ with number of Collocation Points for GOC	41
7	Variation of Centre velocity with number of Collocation Points for OCFE	44
8	Variation of Average Velocity with number of Collocation Points for OCFE	45
9	Geometry of the Porous Medium	49
10	Numbering of unknowns for $N=2$	51
11	Numbering of unknowns for $N=3$	52
12	Numbering of unknowns for $N=4$	53
13	Numbering of unknowns for $N=5$	54
14	Flow Chart for The Computational Scheme for Porous Medium Problem	63
15	Configuration One: Direction of the Resultant Velocity for $N=3$	68
16	Line of Symmetry for Configuration Two	69
17	Configuration Two: Direction of the Resultant Velocity for $N=3$	71
18	Contour for Concentration Profile After 50 Time Steps for $K_D = 1.075 \text{ m}^2/\text{s}$	75
C.1	Location of Collocation Points	98
C.2	Block Diagonal Matrix	100

List of Figures - continued

Figure		Page
C.3	Block Diagonal Matrix as a Band Structured Matrix	102
G.1	Collocation Points for First and Second Derivatives for N=3	171
G.2	Collocation Points for First and Second Derivatives for N=5	174

Nomenclature

A	First derivative representation in the orthogonal collocation method
A_F	Dimensionless cross-sectional flow area (A_F^1/R^2)
B	Second derivative representation in the orthogonal collocation method
C	Concentration of the solvent in the oil-solvent mixture
C_F	Dimensionless wetted perimeter (C_F^1/R)
C_{in}	Source concentration
dV	Differential volume, cm^3
f	Fanning friction factor
f.Re	Product of Fanning friction factor and Reynolds number
F	$= Z \frac{\Delta x}{\Delta y} k$, a dimensionless quantity
g	Dimensionless variable
j_f	Collocation point at fin tip
K_D	Dispersion Coefficient, cm^2/s ($K_D = \phi K_{DT}$)
K_{DT}	Total Dispersion Coefficient, cm^2/s
K_p	Permeability, darcy
k_1, k_2, k_3 and k_4	k-values of the fourth order Runge-Kutta method
L'	Dimensional length, cm
L	Fin length, dimensionless (Chapter 4) Length of the formation, cm (Chapter 5)
ℓ_f	Fin tip element
N	Number of interior collocation points in one direction per element
NE	Number of elements

NF	Number of fins
NR, NX and N θ	Total number of collocation points (including boundary collocation points for GOC in r, x and θ directions, respectively)
NE θ , NER, NEX and NEY	Number of elements in θ , r, x and y directions respectively
NP θ , NPR, NPX and NPY	Number of collocation points per element in θ , r, x and y directions respectively (=N+2)
P, p'	Pressure, psi
P _i	Orthogonal polynomial, Legendre shifted polynomial
P _{i,j} ^{k,ℓ}	Pressure at collocation point (x _i , y _j) in the k th element
q, q(x', y')	Source term, cm ³ /cm ³ formation/sec
Q	Source term, cm ³ /s
Q _C	Calculated Q using a quadrature approach
R	Tube radius, cm
r'	Radial coordinate
r	Dimensionless radial coordinate (r'/R)
r _j	Value of r at collocation point (θ_i, r_j)
Re	Reynolds number
S	Thickness of the formation, cm
t	Time, s
Δt	Increment in t, s
\underline{u}	Darcy velocity, cm/s
u _x , u _y	Component of the Darcy velocity in x and y directions, cm/s
u _{x_{i,j}} ^{k,ℓ} or u _x ^{k,ℓ} (x _i , y _j)	x-component of the velocity of collocation point (x _i , y _j) in the k th element

w, w_i Weighting factor, weighting factor in the i^{th} row

W Width of the formation, cm

W' Dimensional velocity, cm/s

$W^{k,\ell}(\theta, r)$ Dimensionless velocity

W_c Centre velocity, dimensionless

$\langle W \rangle$ Average velocity, dimensionless

$W_{i,j}^{k,\ell}$ Velocity at collocation point (θ_i, r_j) in the k^{th} element, dimensionless

WF A weighting factor

x' Axial direction, cm

x axial direction dimensionless

Δx_k k^{th} element size in x-direction

y Transverse direction dimensionless

Δy_ℓ k^{th} element size in y direction

Z A constant

Greek Symbols

α Semiangle of fin separation

θ Angular coordinate

ϕ Porosity

$\mu, \mu_{i,j}^{k,\ell}$ Viscosity, viscosity at collocation point (x_i, y_j) in k^{th} element, cp

ω Iteration parameter

Λ Solution domain

ν Dimensionless variable

Subscripts

i, j, k, ℓ and n	indices
0	Oil
s	Solvent
f	Fin
x, y	In x and y directions
$-$	Vector

Superscripts

$-$	Vector
$=$	Matrix
$'$	Denotes a dimensionless quantity
k, ℓ	Denotes $k\ell^{\text{th}}$ element
$s, s^{+1/2}, s+1$	Denotes initial value, value after one half iteration and value after one complete iteration, respectively
$t, t+\Delta t$	Denotes value after t and $t+\Delta t$ time levels respectively

Chapter 1

INTRODUCTION

There has been a growing interest in the application of the method of orthogonal collocation on finite elements (OCFE) to a wide variety of chemical engineering problems. The OCFE method combines the features of the orthogonal collocation method with those of the finite element method. The main advantage of the orthogonal collocation method is its rapid convergence. In the finite element method, one can change shape or size of the elements to fit irregular boundaries. Moreover, additional elements can be inserted in the regions of steep gradients.

The OCFE method has been shown to be very powerful in obtaining solutions to one-dimensional problems. However, not enough work has been done to demonstrate the suitability of the method to multidimensional problems.

The purpose of the present work is to study the suitability of the recently developed OCFE method to two-dimensional problems. In order to gain confidence in the method, it was first applied to a simple one-dimensional problem. The program listing for the one-dimensional problem is given in Appendix C.

The applicability of the OCFE method to fluid flow in finned tubes is discussed in Chapter 4. The problem has a steep gradient at one of the boundaries. The reason for the choice of this flow problem is that the numerical techniques which were used to solve the problem could not handle the steep gradient unless a large number of grid points were used. The resulting algebraic equations were solved using the ADI technique.

The applicability of the OCFE method to porous media is discussed in Chapter 5. The problem deals with the unsteady state miscible displacement of oil by solvent in an oil reservoir. Unlike the finned tube problem, a direct method of solution was used. The direct method solved all the equations simultaneously using the LU decomposition technique with iterative refinement. The direct method was employed because the ADI technique was found to be fairly expensive for the finned tube problem. The two different locations for the production well were considered. In one of the schemes, the geometry represented a quarter of a five spot. The second scheme which has no practical importance was used mainly to check the numerical results.

CHAPTER 2

LITERATURE REVIEW

The method of weighted residuals encompasses several methods (Subdomain, Collocation, Galerkin etc.). These methods were first unified by Crandall (1956) as the method of weighted residuals (MWR). A comprehensive review of the literature on MWR is available in Finlayson (1972, 1974).

The method of weighted residuals was applied to a wide variety of engineering problems by Clymer and Braun (1973), Finlayson and Scriven (1966) and Vichnevetsky (1969). Application of the Galerkin method to reservoir engineering was considered by Cavendish et al. (1969), Culham and Varga (1971) and McMichael and Thomas (1973). Cavendish et al. described a new technique based on the Galerkin method which used both high and low order piecewise polynomial approximations to solve boundary value problems in reservoir engineering. Culham and Varga, in addition to the Galerkin method, applied non-Galerkin cubic spline interpolation to solve non-linear parabolic equations. McMichael and Thomas investigated the feasibility of using the Galerkin method on three phase multidimensional compressible flow. They observed that for a given time step the Galerkin method required much more computer time than the finite difference model. However, the Galerkin method was capable of handling a larger time step.

A collocation method was first applied by Slater (1934) to solve differential equations. Frazer et al. (1937) used this method with various trial functions. Lanczos (1938) used the roots to Tchebychev polynomials as collocation points. Sparrow and Haji-Sheikh

(1968) successfully applied a least square collocation method to steady state heat conduction in arbitrary bodies. The first known application of a boundary collocation method is due to Sparrow and Loeffler (1959).

The method of orthogonal collocation was first applied by Lanczos (1938, 1956). It has since been applied by Cleanshaw and Norton (1963), Norton (1964), and Wright (1964) to solve ordinary differential equations. Villadsen and Stewart (1967) applied the orthogonal collocation method to boundary value problems. The method of orthogonal collocation has been shown to be very effective for certain non-linear chemical engineering problems and has been highly advocated by Finlayson (1971), Young and Finlayson (1973).

Sincovec (1977) described the development of a generalized collocation method for the solution of coupled non-linear parabolic partial differential equations. He showed that the collocation method with Gaussian collocation points was more effective than the conventional finite difference solution. He also showed that for problems with a smooth solution, one would obtain more accuracy per unit time by increasing the order of the collocation method.

The method of orthogonal collocation on finite elements (OCFE) which is the subject of this thesis is a rather new technique. The area is not well explored and not much work has been done on this method. Douglas and Dupont (1973) studied theoretically a finite element collocation method for parabolic equations. Bladier (1973) used OCFE to solve a die swell problem unsuccessfully. Anderman (1974) used this method to solve a two dimensional fluid flow around a sphere at a very low Reynolds number. He found that the computational time

requirement was very large. Carey and Finlayson (1975) used the OCFE method to solve a one dimensional effectiveness factor problem in a catalyst pellet and they highly recommended the use of OCFE. Chang and Finlayson (1977) applied the OCFE method to a two dimensional problem and used the alternating direction implicit (ADI) method to solve the resulting algebraic equations.

CHAPTER 3

THE METHODS OF WEIGHTED RESIDUALS AND ORTHOGONAL COLLOCATION ON FINITE ELEMENTS

3.1 General Treatment:

The method of weighted residuals (MWR) is a general method of obtaining solutions to differential equations. The solution to be determined is expanded in a set of specified trial functions. The constants of the trial functions are obtained using MWR. The first approximation gives a solution within 20%. However, more accurate solutions can be obtained using higher approximations.

For illustrative purposes, a boundary value problem is considered, Finlayson (1972).

$$\nabla^2 T = T_{xx} + T_{yy} = 0 \quad \text{in } V(x,y) \quad (3.1)$$

$$T = T_0 \quad \text{on the boundary of } V \quad (3.2)$$

Assuming a trial function of the form

$$T = T_0 + \sum_{i=1}^n C_i T_i \quad (3.3)$$

where functions T_i satisfy the boundary conditions ($T_i=0$ on the boundary). Substitute Equation (3.3) in Equation (3.1) to form the residual (The residual is zero everywhere in V when the trial function is the exact solution).

$$R = \nabla^2 \left(T_0 + \sum_{i=1}^N C_i T_i \right) \quad (3.4)$$

or

$$R = \nabla^2 T_0 + \sum_{i=1}^N C_i \nabla^2 T_i$$

In the method of weighted residuals, C_i are chosen in such a way that the residual is forced to be zero in an average sense.

Equating the weighted integrals of the residual to zero yields

$$(WF_j, R) = 0, \quad j = 1, 2, \dots, n \quad (3.5)$$

$$\text{where } (WF_j, R) = \int_V WF_j R \, dV \quad (3.6)$$

and WF is a weighting factor. When WF and R are orthogonal then

$$\int_V WF R \, dV = 0$$

From Equations (3.4) and (3.5) one obtains,

$$\sum_{i=1}^N C_i (WF_j, \nabla^2 T_i) = - (WF_j, \nabla^2 T_0) \quad (3.7)$$

Equation (3.7) can be written as

$$\sum_{i=1}^N G_{ji} C_i = H_j \quad (3.8)$$

$$\text{where } G_{ji} = (WF_j, \nabla^2 T_i)$$

$$H_j = - (WF_j, \nabla^2 T_0)$$

Here T_0 and T_i are known. Therefore G_{ji} and H_j can be evaluated if WF_j is known. The methods of choosing WF_j are described below. Once G_{ji} and H_j are known; C_i can be evaluated using Equation (3.8). C_i can then be substituted in Equation (3.3) to obtain the approximate solution.

There are various ways of choosing the weighting functions WF . Each choice provides a different method of weighted residuals. Some of the important methods are considered below.

a) Subdomain method: Dividing the domain V into n_D smaller subdomains

V_j and defining

$$WF_j = \begin{cases} 1 & \underline{x} \text{ in } V_j \\ 0 & \underline{x} \text{ not in } V_j \end{cases}$$

One observes that the residual R_j of the differential equation when integrated over the subdomain, V_j , is zero as given by Equation (3.5). As the number of subdomains increase, the differential equation is satisfied in more and more subdomains and the residual approaches zero everywhere in the limit as $n_D \rightarrow \infty$.

b) Least squares method: In the least squares method the weighting function is $\frac{\partial R}{\partial C_i}$. Equating the residual to zero one obtains,

$$\int_V \frac{\partial R}{\partial C_i} R \, dV = 0 \quad (3.9)$$

$$\text{or } \frac{\partial}{\partial C_i} \int_V R^2 \, dV = 0 \quad \text{for } i = 1, 2, \dots, n \quad (3.10)$$

Hence the integral is minimized with respect to C_i . Solution of Equation (3.10) provides the C_i coefficients. The algebra involved using this method is usually rather tedious.

c) Galerkin Method: In the Galerkin method, the weighting functions are also the trial functions, i.e., $WF_i = T_i$. The trial functions must be part of a complete set of functions so that the trial solution is capable of representing the exact solution provided enough terms are used. The Galerkin method forces the residual to be zero by making it orthogonal to each member of a complete set of functions.

d) Method of Moments: In this method the weighting functions for the one dimensional case are $1, x, x^2, x^3, \dots$. Therefore successively

higher moments of the residuals are forced to be zero. It is evident that for the first approximation this method is identical to the subdomain method.

e) Collocation Method: In the collocation method the weighting functions are the displaced Dirac delta function

$$WF_j = \delta(x - x_j) \quad (3.11)$$

which has the property that

$$\int_V WF_j R \, dV = R|_{x_j} \quad (3.12)$$

Thus the residual is zero at the N collocation points x_j and it approaches zero everywhere in the limit as $N \rightarrow \infty$.

It has been shown that in the collocation method the solution depends upon the choice of the collocation points at which the residual is set to zero, Finlayson (1972). In order to reduce such dependence one can apply the least squares collocation method. In this method the residual is evaluated at more points than there are coefficients and the over-determined set of algebraic equations are solved by a least squares method.

The orthogonal collocation method which is a special case of the collocation method is discussed in Section 3.3.

3.2 Choice of Trial Functions:

One of the most important considerations in using MWR is the choice of the trial functions. Such a choice is very important for low order approximations but for higher order approximations it is not as critical since the rate of convergence becomes the prime criterion, Finlayson (1972).

The trial functions must be complete so that they represent the exact solution if enough terms are used. Further the trial function should be as simple as possible and should not complicate the analysis unnecessarily. For a problem with a boundary condition of the type $y(x,z) = F(x,z)$ one may choose

$$y(x,z) = F(x,z) + \sum_{i=1}^N a_i y_i(x,z)$$

where it is specified that $y_i = 0$ on the boundary. Thus the choice satisfies the boundary condition. One may start with a general polynomial and can obtain a reasonable trial function after applying boundary conditions and symmetry conditions. Orthogonal polynomials were found to be excellent trial functions (Finlayson 1972) and can be constructed to satisfy some of the boundary conditions. This approach is usually used in the orthogonal collocation method.

3.3 Method of Orthogonal Collocation:

The method of orthogonal collocation has been well covered by Finlayson (1972). However, a brief description is presented in this section in order to facilitate the understanding of the method which was applied to the two dimensional problems discussed in this thesis.

The advantage of the method of orthogonal collocation is the rapid convergence to the solution as the number of collocation points is increased. Ferguson and Finlayson (1972) showed that for an ordinary differential equation the error was proportional to $(\frac{1}{N})^{1.72N}$ where N is the number of interior collocation points. As N changes from 5 to 6 the error decreases by a factor of 100. In the finite difference calculation of $O(\Delta x^2)$, a change of $N (= \frac{1}{\Delta x})$ from 5 to 6

decreases the error by only a factor of 1.4.

In the orthogonal collocation method the collocation points are taken as the roots to orthogonal polynomials. Villadsen and Stewart (1967) chose the trial functions to be the sets of orthogonal polynomial which also satisfied the boundary conditions and the roots to the polynomials gave the collocation points.

A brief description of the orthogonal collocation method is presented below.

Let a function t be approximated by a trial function,

$$t(x) = b_1 + b_2 x + x(1-x) \sum_{i=1}^{NX-2} a_i P_{i-1}(x) \quad (3.13)$$

where the polynomials, P_i , are defined by

$$\int_0^1 WF(x) P_n(x) P_m(x) dx = 0 \quad (3.13a)$$

$$n = 0, 1, \dots, m-1$$

$$\text{and } m \neq n$$

Thus the successive polynomials are orthogonal to all polynomials of order less than m with some weighting function $WF(x) \geq 0$. NX is the total number of collocation points (including boundary points). Since both even and odd powers of x are included in the trial functions, it is clear that the orthogonal polynomials have no special symmetry properties. Equation (3.13) can be substituted in the differential equation whose solution is required and the residuals are set to zero at the given collocation points in the interval $(0,1)$. Consequently the coefficients of Equation (3.13) can be evaluated. The collocation points are the roots to the polynomial $P_n(x)$. Finlayson's approach is not to solve for the

constants but for t at the collocation point. Equation (3.13) can be written as,

$$t(x) = \sum_{i=1}^{NX} d_i x^{i-1} \quad (3.14)$$

Taking first and second derivatives at the collocation points, one obtains

$$t(x_j) = \sum_{i=1}^{NX} d_i (x_j)^{i-1} \quad (3.15)$$

$$\left. \frac{dt}{dx} \right|_{x_j} = \sum_{i=1}^{NX} \frac{d}{dx} x^{i-1} \Big|_{x_j} d_i = \sum_{i=1}^{NX} (i-1) (x_j)^{i-2} d_i \quad (3.16)$$

$$\left. \frac{d^2t}{dx^2} \right|_{x_j} = \sum_{i=1}^{NX} \frac{d^2}{dx^2} x^{i-1} \Big|_{x_j} d_i = \sum_{i=1}^{NX} (i-1)(i-2) (x_j)^{i-3} d_i \quad (3.17)$$

where $NX=N+2$. N is the total number of interior collocation points.

Writing the above equations in the matrix notation yields,

$$\bar{t} = \bar{Q} \bar{d} \quad (3.18)$$

$$\frac{\bar{dt}}{dx} = \bar{C} \bar{d} \quad (3.19)$$

and

$$\frac{\bar{d}^2t}{dx^2} = \bar{D} \bar{d} \quad (3.20)$$

where $C_{ji} = x_j^{i-1}$ (3.21)

$$C_{ji} = (i-1) x_j^{i-2} \quad (3.22)$$

$$D_{ji} = (i-1)(i-2) x_j^{i-3} \quad (3.23)$$

From equation (3.18)

$$\bar{d} = \bar{Q}^{-1} \bar{t} \quad (3.24)$$

Substituting \bar{d} in Equations (3.19) and (3.20) yields

$$\frac{d\bar{t}}{dx} = \bar{C} \bar{Q}^{-1} \bar{t} \equiv \bar{A} \bar{t} \quad \text{where } \bar{A} = \bar{C} \bar{Q}^{-1} \quad (3.25)$$

$$\frac{d^2\bar{t}}{dx^2} = \bar{D} \bar{Q}^{-1} \bar{t} \equiv \bar{B} \bar{t} \quad \text{where } \bar{B} = \bar{D} \bar{Q}^{-1} \quad (3.26)$$

As the collocation points x_j are known, matrices \bar{Q} , \bar{C} and \bar{D} can be evaluated and hence \bar{A} and \bar{B} can be determined. A general computer program to calculate matrices \bar{Q} , \bar{C} , \bar{D} , \bar{A} and \bar{B} is provided in Appendix A. The matrices are tabulated in Appendix B for $3 \leq NX \leq 10$. Tabulation of matrices A and B is also given in Finlayson (1972) for $NX = 3$ and 4.

The derivatives in a differential equation whose solution is to be found can be replaced by Equations (3.25) and (3.26). The resulting set of algebraic equations can be solved subject to the prevailing boundary conditions. For a differential equation of the type

$$\frac{d^2t}{dx^2} + \frac{dt}{dx} + x t = 0 \quad (3.27)$$

one obtains

$$\sum_{i=1}^{NX} B_{j,i} t_i + \sum_{i=1}^{NX} A_{j,i} t_i + x_j t_j = 0 \quad (3.28)$$

for each interior collocation point j .

3.4 Orthogonal Collocation for Two-Dimensional Problems:

For two-dimensional problems a trial function analogous to

Equation (3.13) is given by, Finlayson (1974).

$$T(x,y) = \left\{ \begin{array}{l} b_1 + b_2 x + x(1-x) \sum_{k=1}^{NX-2} a_k P_{k-1}(x) \\ c_1 + c_2 y + y(1-y) \sum_{\ell=1}^{NY-2} F_\ell P_{\ell-1}(y) \end{array} \right\} \quad (3.29)$$

or

$$T(x,y) = \left\{ \sum_{k=1}^{NX} d_{x,k} x^{k-1} \right\} \left\{ \sum_{\ell=1}^{NY} d_{y,\ell} y^{\ell-1} \right\} \quad (3.30)$$

where

$$d_{x,k} = \left[\bar{d}_x \right]_k \quad (3.31)$$

$$d_{y,\ell} = \left[\bar{d}_y \right]_\ell \quad (3.32)$$

For any particular point (i, j) one can write

$$T(x_i, y_j) = \left\{ \sum_{k=1}^{NX} d_{x,k} x_i^{k-1} \right\} \left\{ \sum_{\ell=1}^{NY} d_{y,\ell} y_j^{\ell-1} \right\} \quad (3.33)$$

Defining matrix \bar{T} by $T_{i,j} = T(x_i, y_j)$ Equation (3.33) becomes

$$T_{ij} = \left\{ \bar{Q}_x \bar{d}_x \right\}_i \left\{ \bar{Q}_y \bar{d}_y \right\}_j \quad (3.34)$$

where Q_x and Q_y are \bar{Q} in x and y directions respectively and their values are given by Equation (3.21) or in the matrix form by

$$\bar{T} = \left[\bar{Q}_x \bar{d}_x \right] \left[\bar{Q}_y \bar{d}_y \right]' \quad (3.35)$$

or

$$\bar{T} = \bar{Q}_x \bar{d}_x \bar{d}_y' \bar{Q}_y' \quad (3.36)$$

The first derivative with respect to x is given by

$$\begin{aligned}\frac{\partial \bar{T}}{\partial x} &= \bar{C}_x \bar{d}_x \bar{d}_y' \bar{Q}_y' \\ &= \bar{C}_x \left[\bar{Q}_x^{-1} \bar{T} \right] \\ &= \bar{C}_x \bar{Q}_x^{-1} \bar{T}\end{aligned}\quad (3.37)$$

or

$$\frac{\partial \bar{T}}{\partial x} = \bar{A}_x \bar{T} \quad (3.38)$$

or

$$\frac{\partial T_{i,j}}{\partial x} = \sum_k A_{i,k} T_{k,j} \quad (3.39)$$

The first derivative with respect to y is given by

$$\begin{aligned}\bar{T}' &= \bar{Q}_x \bar{d}_x \bar{d}_y' \bar{Q}_y' \\ \frac{\partial \bar{T}'}{\partial y} &= \left(\frac{\partial \bar{T}'}{\partial y} \right)'\end{aligned}\quad (3.40)$$

where

$$T' = \bar{Q}_y \bar{d}_y \bar{d}_x' \bar{Q}_x' \quad (3.41)$$

and

$$\frac{\partial \bar{T}'}{\partial y} = \bar{C}_y \bar{d}_y \bar{d}_x' \bar{Q}_x' \quad (3.42)$$

$$= \bar{C}_y \bar{Q}_y^{-1} \bar{T}' \quad (3.43)$$

or

$$\frac{\partial \bar{T}'}{\partial y} = \bar{A}_y \bar{T}' \quad (3.44)$$

As the same collocation points are being used in both x and y directions, the subscripts x and y from A , B , C , d and Q can be dropped.

$$\text{Let } \bar{Z} = \bar{T}' \quad (3.45)$$

hence

$$Z_{i,j} = T_{j,i}$$

Equation (3.46) gives

$$\frac{\partial Z_{i,j}}{\partial y} = \sum_k A_{i,k} Z_{k,j} \quad (3.46)$$

Interchanging i and j in Equation (3.46) yields

$$\frac{\partial Z_{j,i}}{\partial y} = \sum_k A_{j,k} Z_{k,i} \quad (3.47)$$

or

$$\frac{\partial T_{i,j}}{\partial y} = \sum_k A_{j,k} T_{i,k} \quad (3.48)$$

Similar relations hold for the second derivatives.

Thus for a two dimensional problem of the type

$$\frac{\partial^2 T}{\partial x^2} + \frac{\partial^2 T}{\partial y^2} = f(x,y) \quad (3.49)$$

one obtains

$$\sum_{n=1}^{NX} B_{i,n} T_{n,j} + \sum_{n=1}^{NY} B_{j,n} T_{i,n} = f(x_i, y_j) \quad (3.50)$$

for any interior collocation point (i,j)

3.5 The Method of Orthogonal Collocation on Finite Elements (OCFE)

The main difference between the method of weighted residuals (MWR) and the traditional finite element method is in the choice of the trial functions. Normally MWR uses trial functions defined over the entire domain whereas in the traditional finite element method trial or shape functions are defined over each element. The advantage of the finite element method is that the elements can be changed in shape or size to fit the physical boundaries. The method of orthogonal collocation on finite elements is an attempt to combine the features of both the orthogonal collocation method and the finite element method.

The main feature of OCFE is that the domain of interest is divided into subdomains and that the trial function is applied over the domain in a piecewise fashion element by element. Using such discretization OCFE should then be able to handle solutions which have steep gradients as the trial functions are orthogonal in the region $(0,1)$ it becomes necessary to have the independent variable(s) to lie between $(0,1)$. For a given element, the value of the residuals give an indication as to whether more elements need to be added in a given region. The total number of iterations can be reduced by using a solution obtained with a lesser number of collocation points as the initial guess for a higher number of collocation points. Irrespective of the nature of the solution, (symmetric or unsymmetric), a general polynomial approximation should be used in OCFE. A given differential equation is satisfied at each interior collocation point. At the element interboundaries, continuity of the first derivative is sought. For a one-dimensional problem, one obtains a block diagonal matrix. Two-dimensional problems can be solved as one-dimensional problems using

the alternating direction implicit method (ADI).

Appendix C illustrates the solution of a simple one-dimensional problem using OCFE. The computer program is also included. A similar approach was used to solve the two-dimensional fin problem discussed in Chapter 4.

3.5.1. Approximation Errors:

Douglas and Dupont (1973) showed that, for parabolic differential equations the discretization error was proportional to h^4 ($h=1/NE$) for $N=2$, when the collocation points were the Gaussian quadrature points. However, when the collocation points were uniformly distributed in each element, the error was proportional to h^2 . Thus changing the collocation points to Gaussian quadrature points reduces the error dramatically. More generally, Deboor and Swartz (1973) showed that for a differential equation of the type $D^2y = f(y)$, the error for the OCFE could be given by the following relation.

$$\text{error} \propto \left(\frac{1}{NE}\right)^{N+2}$$

Douglas (1973) showed that for linear problems, when the trial polynomials were of degree $(N+1)$, convergence proceeded as Δx^{n+2} globally and Δx^{2n} at the collocation points.

CHAPTER 4

APPLICATION OF THE METHOD OF ORTHOGONAL COLLOCATION

ON FINITE ELEMENTS TO FINNED TUBES

The method of orthogonal collocation was applied to a difficult fluid flow problem. The selected physical problem is that of an incompressible Newtonian fluid flow in the internally finned tube shown in Figure 1. The governing equation is an elliptic type of partial differential equation. This problem was chosen mainly because traditional finite difference techniques did not provide an adequate solution unless a large number of grid points were used and other techniques which are usually used to solve these type of equations failed to produce a satisfactory solution.

4.1 Statement of the Problem:

The momentum equation governing the fluid flow is given by

$$\frac{1}{r'} \frac{\partial}{\partial r'} \left\{ r' \frac{\partial W'}{\partial r'} \right\} + \frac{1}{r'^2} \frac{\partial^2 W'}{\partial \theta^2} = \frac{1}{\mu} \frac{dP'}{dx'} \quad (4.1)$$

Introducing the dimensionless quantities,

$$r = \frac{r'}{R} \quad \text{and} \quad W = \frac{-W'}{\frac{R^2}{\mu} \left(\frac{dP'}{dx'} \right)}$$

The flow equation becomes

$$\frac{\partial^2 W}{\partial r^2} + \frac{1}{r} \frac{\partial W}{\partial r} + \frac{1}{r^2} \frac{\partial^2 W}{\partial \theta^2} = -1 \quad (4.2)$$

The appropriate boundary conditions are (Figure 1)

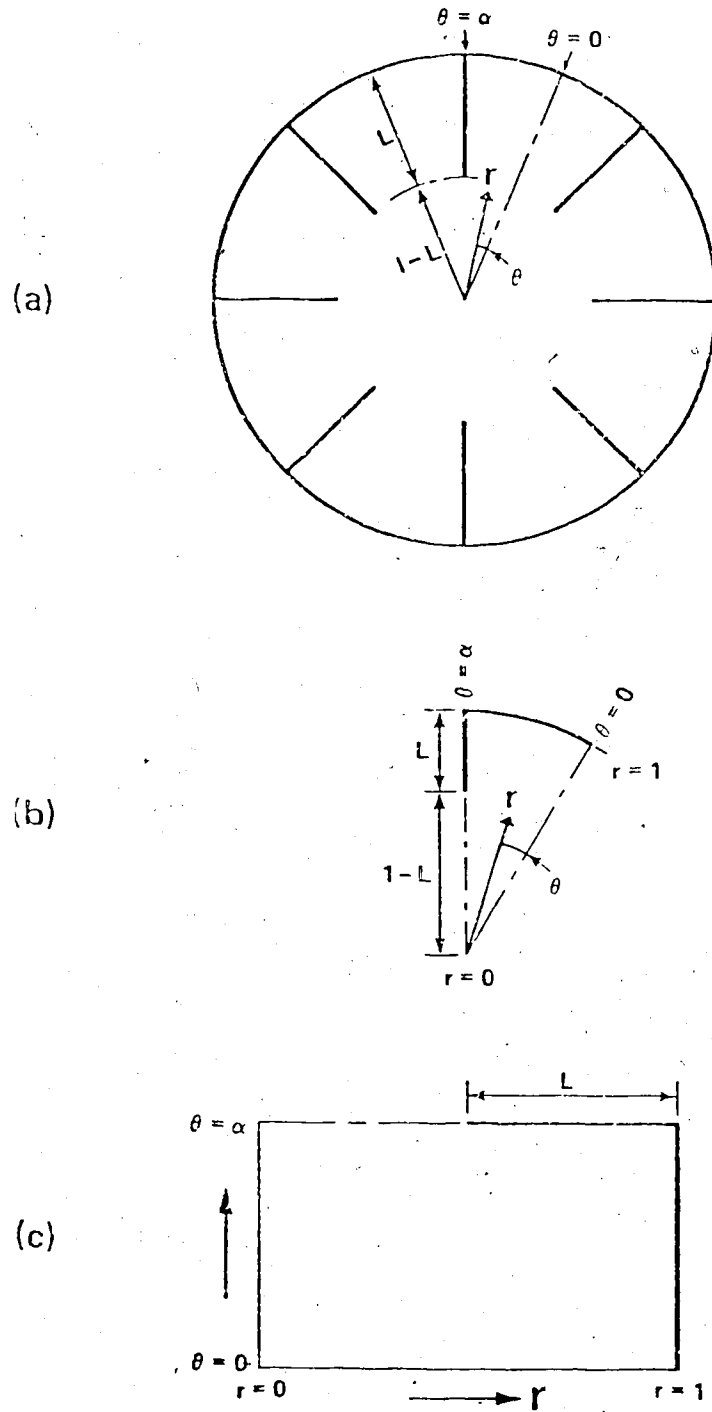


FIGURE 1. Flow Geometry of a Finned Tube

$$W = 0 \quad \text{at } r = 1 \quad \text{and } 0 \leq \theta \leq \alpha \quad (4.3a)$$

$$W = 0 \quad \text{at } \theta = \alpha \quad \text{and } 1-L \leq r \leq 1 \quad (4.3b)$$

$$\frac{\partial W}{\partial \theta} = 0 \quad \text{at } \theta = 0 \quad \text{and } 0 < r < 1 \quad (4.3c)$$

$$\frac{\partial W}{\partial \theta} = 0 \quad \text{at } \theta = \alpha \quad \text{and } 0 < r < 1-L \quad (4.3d)$$

$$\frac{\partial W}{\partial r} = 0 \quad \text{at } r = 0 \quad \text{and all } \theta \quad (4.3e)$$

Due to the complexity of the boundary conditions and the presence of a sudden velocity variation at the fin tip, it is unlikely that a closed form analytical solution exists.

4.2 OCFE Formulation of the Problem:

For every k_l^{th} element (Figure 2) two new variables are defined such that

$$g^k = \frac{\theta - \theta_k}{\Delta \theta_k}$$

$$v^l = \frac{r - r_l}{\Delta r_l} \quad (4.4)$$

where

$$\Delta \theta_k = \theta_{k+1} - \theta_k \quad (4.5)$$

and

$$\Delta r_l = r_{l+1} - r_l \quad (4.6)$$

Thus in any k_l^{th} element both the variables g and v vary from zero to one.

OCFE is applied at each interior collocation point of each element (k_l). Equation 4.2 can be written as:

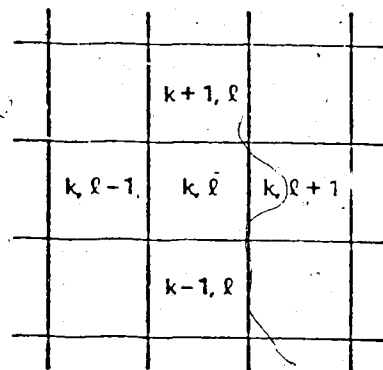
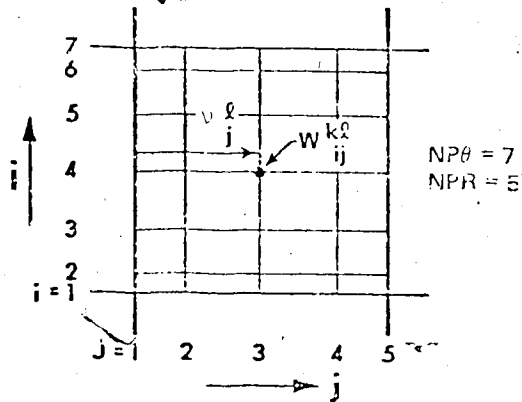
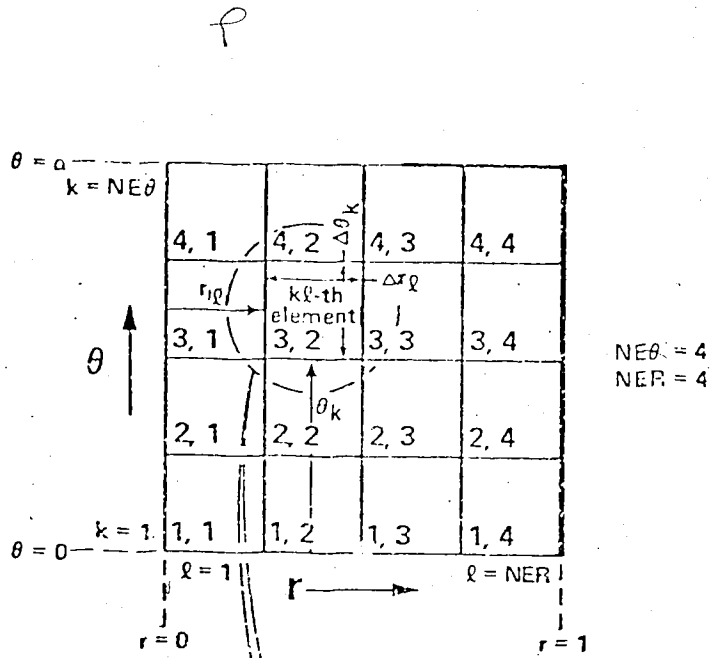


FIGURE 2. Finite Elements and Collocation Points

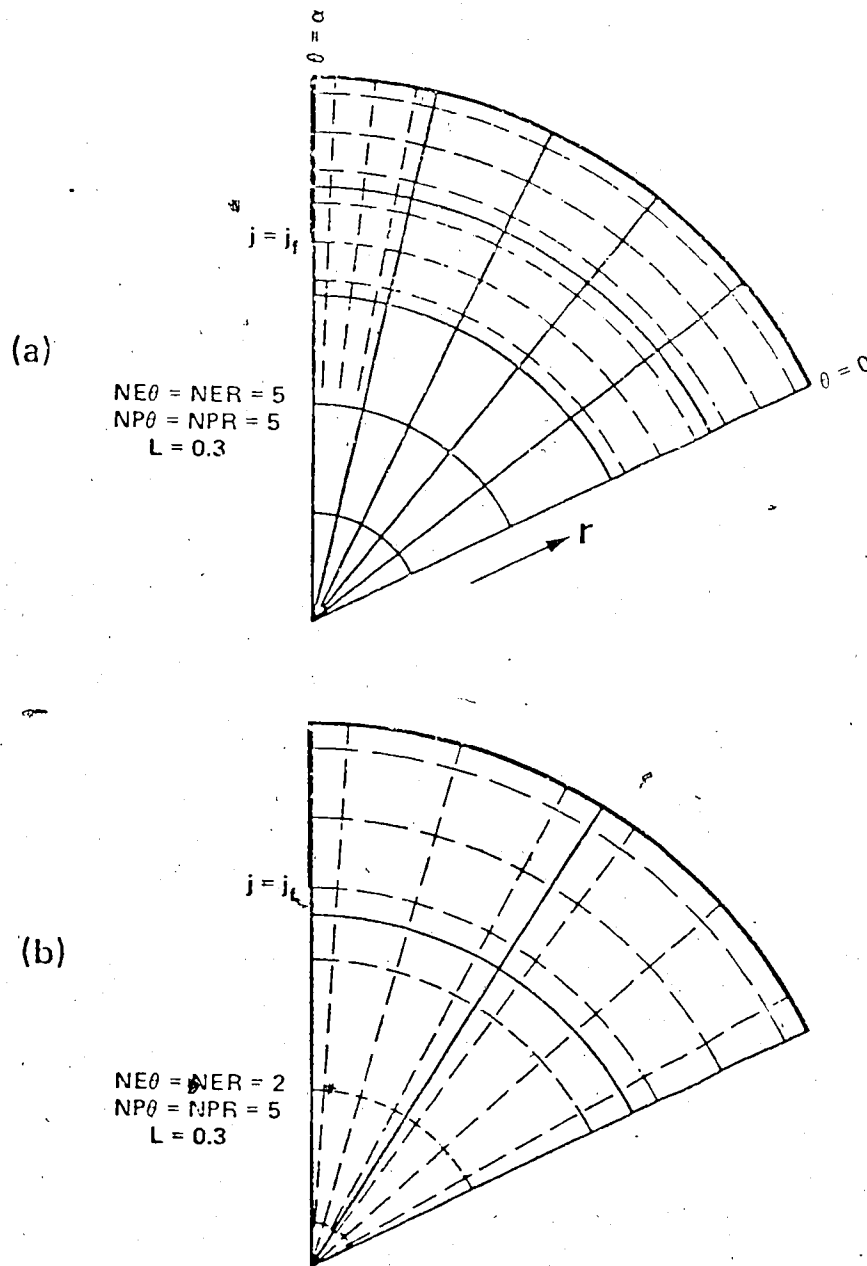


FIGURE 3 Collocation Points Near the Fin Tip

$$\frac{1}{\Delta r_\ell^2} \sum_{n=1}^{NPR} B_{j,n} W_{k,n}^{k,\ell} + \frac{1}{(r_\ell + v_j^\ell \Delta r_\ell) \Delta r_\ell} \sum_{n=1}^{NPR} A_{j,n} W_{i,n}^{k,\ell} + \frac{1}{(\Delta \theta_k)^2 (r_\ell + v_j^\ell \Delta r_\ell)^2} \sum_{n=1}^{NP\theta} B_{i,n} W_{n,j}^{k,\ell} = -1 \quad (4.7)$$

where $W_{i,j} = W(\theta_i, r_j)$ (4.8)

and $i = 2, \dots, NP\theta - 1$
 $j = 2, \dots, NPR - 1$
 $k = 1, \dots, NE\theta$
 $\ell = 1, \dots, NER$ (4.9)

For a given element k, ℓ , $NP\theta$ and NPR are the total number of collocation points (including boundary points) in θ and r directions, respectively. $NE\theta$ and NER are the number of elements in θ and r directions, respectively. Figure 2 shows the elements on which Equation (4.7) is applied. Essentially Equation (4.7) is applied to each element of the flow field. On the element interboundaries continuity of the function and its first derivative is assumed. For the element boundaries that coincide with the tube boundaries, the physical boundary conditions as given by Equation (4.3) are applied. The algebraic Equations (4.7) together with the boundary conditions are solved using the ADI method, Peaceman and Rachford (1955).

4.3 Solution of the Equations:

Equation (4.7) can be written as

$$\left\{ \frac{r_\ell + v_j^\ell \Delta r_\ell}{\Delta r_\ell} \right\}^2 \sum_{n=1}^{\text{NPR}} B_{j,n} W_{i,n}^{k,\ell} + \left\{ \frac{r_\ell + v_j^\ell \Delta r_\ell}{\Delta r_\ell} \right\} \sum_{n=1}^{\text{NPR}} A_{j,n} W_{i,n}^{k,\ell} + \frac{1}{\Delta \theta_k^2} \sum_{n=1}^{\text{NP}\theta} B_{i,n} W_{n,j}^{k,\ell} = - (r_\ell + v_j^\ell \Delta r_\ell)^2 \quad (4.10)$$

To solve the system of equations using ADI, Equation (4.10) is written in two different forms.

4.3.1 Constant r solution:

For constant r, Equation (4.10) can be written as.

$$\omega W_{i,j}^{k,\ell,s+\frac{1}{2}} - \frac{1}{\Delta \theta_k^2} \sum_{n=1}^{\text{NP}\theta} B_{i,n} W_{n,j}^{k,\ell,s+\frac{1}{2}} = \omega W_{i,j}^{k,\ell,s} + \left\{ \frac{r_\ell + v_j^\ell \Delta r_\ell}{\Delta r_\ell} \right\}^2 \sum_{n=1}^{\text{NPR}} B_{j,n} W_{i,n}^{k,\ell,s} + \left\{ \frac{r_\ell + v_j^\ell \Delta r_\ell}{\Delta r_\ell} \right\} \sum_{n=1}^{\text{NPR}} A_{j,n} W_{i,n}^{k,\ell,s} + (r_\ell + v_j^\ell \Delta r_\ell)^2 \quad (4.11)$$

where ω is an iteration parameter and $(s+\frac{1}{2})$ denotes the velocities at the end of a constant r sweep.

At the element interboundaries, the following conditions are imposed

(i) Continuity of the function:

$$W_{\text{NP}\theta,j}^{k,\ell,s+\frac{1}{2}} = W_{i,j}^{k+1,\ell,s+\frac{1}{2}} \quad \text{for } k=1, \dots, \text{NE}\theta-1 \quad (4.12)$$

(ii) Continuity of the first derivative:

$$\frac{1}{\Delta\theta_k} \sum_{n=1}^{NP\theta} A_{NP\theta,n} W_{n,j}^{k,\ell,s+\frac{1}{2}} - \frac{1}{\Delta\theta_{k+1}} \sum_{n=1}^{NP\theta} A_{i,n} W_{n,j}^{k+1,\ell,s+\frac{1}{2}} = 0$$

for $k = 1, \dots, NE\theta-1$ (4.13)

In addition the following boundary conditions are imposed (Figure 3):

B.C. 1:

$$\frac{1}{\Delta\theta_1} \sum_{n=1}^{NP\theta} A_{i,n} W_{n,j}^{1,\ell,s+\frac{1}{2}} = 0, \text{ for } \ell=1, \dots, NER \text{ at } \theta=0 \quad (4.14)$$

B.C. 2:

$$(a) \frac{1}{\Delta\theta_{NE\theta}} \sum_{n=1}^{NP\theta} A_{NP\theta,n} W_{n,j}^{NE\theta,\ell,s+\frac{1}{2}} = 0 \text{ for } \ell=l_f \text{ and } j=2, \dots, (j_f-1)$$

for $\ell < l_f$

$\ell = 1, \dots, l_f-1$

$j = 2, \dots, NPR-1$ (4.15a)

$$(b) W_{NP\theta,j}^{NE\theta,\ell,s+\frac{1}{2}} = 0 \text{ for } \ell = l_f \text{ } j = j_f, \dots, NPR-1$$

for $\ell > l_f$, $\ell = l_f+1, \dots, NER$

$j = 2, \dots, NPR-1$ (4.15b)

Equation (4.11) together with Equations (4.12) to (4.15) were solved line by line at constant r (i.e. for $j=2, \dots, NPR-1$ and $\ell=1, \dots, NER$)

4.3.2 Constant θ solution:

For constant θ ; Equation (4.10) can be written as

$$\begin{aligned}
W_{i,j}^{k,\ell,s+1} &= \left\{ \frac{r_\ell + v_j^\ell \Delta r_\ell}{\Delta r_\ell} \right\}^2 \sum_{n=1}^{\text{NPR}} B_{j,n} W_{i,n}^{k,\ell,s+1} \\
&= \left\{ \frac{r_\ell + v_j^\ell \Delta r_\ell}{\Delta r_\ell} \right\} \sum_{n=1}^{\text{NPR}} A_{j,n} W_{i,n}^{k,\ell,s+1} = W_{i,j}^{k,\ell,s+1/2} \\
&+ \frac{1}{\Delta \theta_k^2} \sum_{n=1}^{\text{NP}\theta} B_{i,n} W_{n,j}^{k,\ell,s+1/2} + (r_\ell + v_j^\ell \Delta r_\ell)^2
\end{aligned} \quad (4.16)$$

where (s+1) denotes the velocities at end of a constant θ sweep.

At the element interboundaries the following conditions are imposed:

i. Continuity of the function:

$$W_{i,\text{NPR}}^{k,\ell,s+1} = W_{i,1}^{k,\ell,s+1} \quad \text{for } \ell=1, \dots, \text{NER}-1 \quad (4.17)$$

ii. Continuity of the first derivative:

$$\begin{aligned}
\frac{1}{\Delta r_\ell} \sum_{n=1}^{\text{NPR}} A_{\text{NPR},n} W_{i,n}^{k,\ell,s+1} - \frac{1}{\Delta r_{\ell+1}} \sum_{n=1}^{\text{NPR}} A_{1,n} W_{i,n}^{k,\ell+1,s+1} &= 0 \\
\text{for } \ell=1, \dots, \text{NER}-1
\end{aligned} \quad (4.18)$$

In addition, the following boundary conditions are applied,

B.C. 1:

$$\frac{1}{\Delta r_1} \sum_{n=1}^{\text{NPR}} A_{1,n} W_{i,n}^{k,\ell,s+1} = 0 \quad \text{at } r = 0 \quad \text{for } k = 1, \dots, \text{NE}\theta \quad (4.19)$$

B.C. 2:

$$W_{i,\text{NPR}}^{k,\text{NER},s+1} = 0 \quad \text{at } r = 1 \quad \text{for } k = 1, \text{NE}\theta \quad (4.20)$$

Equation (4.16) together with Equations (4.17) to (4.20) were solved line by line at constant θ [i.e. for $i = 2, \dots, \text{NP}\theta-1$, and $k = 1, \dots, \text{NE}\theta$].

4.4 Computational Scheme:

It has already been stated that the 'Alternating Direction Implicit' ADI method was used to solve the resulting algebraic equations. The system of equations described in Section 4.3.1 was solved line by line at constant r (i.e. for $j=2, \dots, \text{NPR}-1$ and $\ell=1, \dots, \text{NER}$). Since the right hand side of the Equation (4.11) is known, the system of equations in Section 4.3.1 can be solved as a one-dimensional problem by the method described in Appendix C. To start the iterative procedure an initial solution was assumed for the entire domain. Due to the nature of the boundary condition along $\theta=\alpha$, two different matrices were obtained. Therefore for part 1, one needs to invert only two matrices regardless of the number of iterations. As discussed in Appendix C, both the left hand side matrices were block diagonal and were converted to a band structure prior to entering the subroutine GELB. One may use LU decomposition equally effectively. After one half iteration the solution is known for $j=2, \dots, \text{NPR}-1$ but not for $J=1$ and NPR . The solution at these points may be obtained by smoothing, Chang and Finlayson (1977). However in this work, old values were used at these points for the second half of the iteration scheme and no smoothing was performed. The second half of the iteration scheme (for the system of equations described in Section 4.3.2) is similar to the first half except that only one matrix is inverted regardless of the number of iterations. The computational scheme is shown in Figure 4. After the completion of the second half of the iteration scheme, the velocities at the points marked with solid circles in Figure 5 are still not known. The solution at these points was obtained using a finite difference

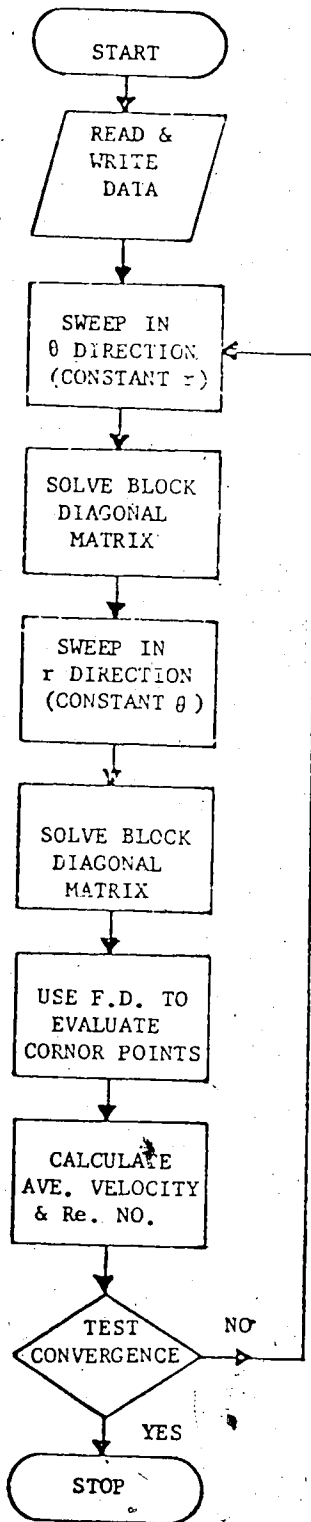
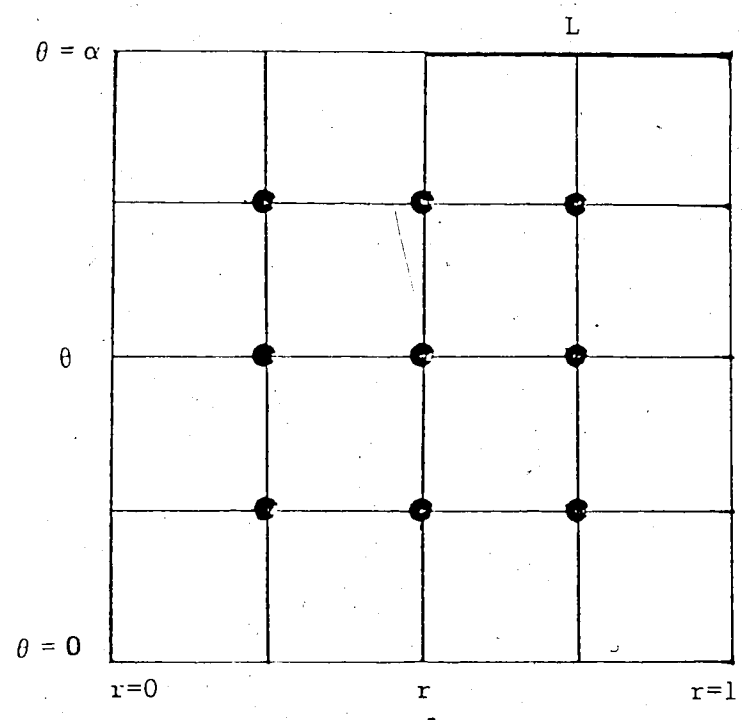


FIGURE 4. Flow Chart for the Computational Scheme for Finned Tube



● POINTS WHERE FINITE DIFFERENCE METHOD WAS APPLIED

FIGURE 5. Location of the Points for Finite Difference Method

technique. The finite difference development of Equation (4.7) is given in Appendix D.

Once the solution at all the points was known, the procedure was repeated till convergence was achieved. Convergence was assumed to have been reached when the average velocity did not change by more than 10^{-4} in 50 iterations. A quadrature approach was used to calculate the average flow velocity.

The rate of convergence was found to be a very strong function of the iteration factor ω . The iterative procedure becomes unstable when ω is large and the rate of convergence is very slow when ω is small. The optimal or near optimal value of ω was found by trial and error. In general, the appropriate value of ω increased with the number of interior collocation points and with the number of elements. Table 1 shows that ω varied from 2 (for $NE_{\theta} = NER = 5$, $NP_{\theta} = NPR = 3$) to 1150 (for $NE_{\theta} = NER = 2$, $NP_{\theta}, NPR = 8$). The optimal value of ω was also a function of the number of fins and the fin length.

As the iteration parameter is the reciprocal of a time interval when solving similar problems with the time derivative of W included, a large ω means that the time step is small and the number of the time intervals to reach "steady state" is large. Table 1 shows that as ω is increased the number of iterations to convergence also increased. The CPU time per 100 iterations is shown in Table 1. The computational time was found to increase fairly rapidly with the number of collocation points. For example, for two elements in the θ and r directions, the CPU time per 100 iterations was 1.7 and 22.4

seconds for $NP_{\theta} = NPR = 5$ and $NP_{\theta} = NPR = 10$, respectively. For this type of problem, the ADI method becomes fairly expensive in terms of CPU demand for cases using a large number of collocation points.

4.5 Calculation of the Average Velocity:

The average velocity in finned tubes is obtained using the following expression:

$$\langle W \rangle = \frac{\int_{\theta=0}^{\alpha} \int_{r=0}^1 W r dr d\theta}{\int_{\theta=0}^{\alpha} \int_{r=0}^1 r dr d\theta} \quad (4.21)$$

or

$$\langle W \rangle = \frac{2}{\alpha} \int_0^{\alpha} \int_0^1 W r dr d\theta \quad (4.22)$$

Equation (22) was evaluated using a quadrature approach. The following formula was used to evaluate the average velocity

$$\langle W \rangle = \sum_{k=1}^{NE_{\theta}} \sum_{i=1}^{NP_{\theta}} w_i \sum_{\ell=1}^{NER} \sum_{j=1}^{NPR} (w_j w_{i,j}^{k,\ell} r_j) \quad (4.23)$$

The listing of the weighting factor w is given in Appendix B. Integration was performed first in the r -direction. The resulting values were integrated again in the θ -direction to complete the integration over the entire flow region of interest. The velocities at the element interboundaries do not affect the average velocity as the quadrature at these points is zero.

Table 1

Summary of Computations for the
Orthogonal Collocation on Finite Elements Method

L	NF	NE ₀ NER	NP ₀ NPR	ω	CPU (seconds)	Total No. of Iterations
0.3	3	2	5	40	1.7	250
0.3	3	2	6	70	2.2	250
0.3	3	2	7	120	6.3	750
0.3	3	2	8	185	10	1100
0.5	3	2	5	40	1.7	250
0.5	3	2	6	70	2.2	300
0.5	3	2	7	110	6.3	600
0.5	3	2	8	170	10	500
0.7	3	2	5	40	1.7	300
0.7	3	2	6	80	2.2	500
0.7	3	2	7	120	6.3	800
0.7	3	2	8	180	10	750
0.7	3	2	10	385	22.4	1600
0.4	8	2	5	300	1.7	250
0.4	8	2	6	500	2.2	600
0.4	8	2	7	780	6.3	
0.4	8	2	8	1150	10	1000
0.3	3	5	3	2	1.7	100
0.3	3	5	5	250	6.1	1000
0.5	3	5	3	2	1.7	100
0.5	3	5	5	300	6.1	250
0.7	3	5	3	2	1.7	100
0.7	3	5	5	300	6.1	200

One quantity which is quite useful in the study of fluid flow in finned tubes is the product of friction factor and Reynolds number ($f \cdot Re$). It is given by the following expression, Nandakumar and Masliyah (1975).

$$f \cdot Re = \frac{8A_F^2}{\langle W \rangle C_F^2} \quad (4.24)$$

where $\langle W \rangle$ is the average velocity, A_F is the cross-sectional area, and C_F is the wetted perimeter. Here Re is based on the equivalent diameter D_e .

The representative flow area and the wetted perimeter are given by, respectively,

$$A'_F = \pi R^2 \left(\frac{\alpha}{2\pi} \right) = \frac{\alpha}{2} R^2 \quad (4.25)$$

and

$$C'_F = (2\pi R) \left(\frac{\alpha}{2\pi} \right) + L' = \alpha R + L' \quad (4.26)$$

where $A_F = A'_F / R^2 \quad (4.27)$

$$C_F = C'_F / R \quad (4.28)$$

and

$$L = L' / R \quad (4.29)$$

Using Equations (4.25) to (4.28) Equation (4.24) becomes

$$f \cdot Re = \frac{2\alpha^2}{\langle W \rangle (\alpha + L'/R)^2} \quad (4.30)$$

In a case when there is no fin present ($L=0$), Equation (4.30) becomes

$$f \cdot Re = \frac{2}{\langle W \rangle} \quad (4.31)$$

Equation (4.31) is used to check the numerical results presented in the Section 4.7

4.6 Other Techniques

4.6.1 Least Square Matching Technique

The general solution of the Poisson equation representing the momentum equation is well known and is given by

$$W = b_0 + \frac{r^2}{4} + b_1 nr + \sum_k (a_k r^{-k} + b_k r^k) \cos \theta k \\ + \sum_k (c_k r^{-k} + d_k r^k) \sin \theta k$$

Utilizing the boundary conditions (4.3c) and the fact that the solution must be finite at $r=0$, a more specific solution is,

$$W = \frac{r^2}{4} + \sum_{k=0}^M a_k r^k \cos \theta k$$

The coefficients a_k can be determined by choosing $N(=M+1)$ points along the flow duct boundaries. Each boundary collocation point provides one algebraic equation. The resulting N simultaneous equations can be solved for the N coefficients. However, by considering more boundary collocation points ($M \sim \frac{1}{3} N$) than coefficients, the over-determined set of algebraic equations can be reduced to a set of $(M+1)$ equations by a least square approach with a weighting factor of unity.

Although this method was found to be very successful in the solution of flow in arbitrarily shaped ducts, Ratkowsky and Epstein (1968) and other complicated flows, Bowen and Masliyah (1973), the method failed to give any meaningful flow field for fin lengths greater than 0.2. The number of coefficients varied between 5 and 20. Similar conclusions were also reached by Soliman and Feingold (1977).

4.6.2 Finite Difference Method, F.D.

Masliyah (1975) has used a F.D. method to solve Equation (4.2). The momentum equation was discretized using a three-point central difference module. The derivatives at the flow boundaries were approximated by Newton forward and backward three-point formulae. A successive over-relaxation method was used with a relaxation factor of 1.7. Solutions for grids of (11x11), (21x21) and (41x41) were obtained.

Convergence for the (11x11) grid was fast and the rate of convergence was found to decrease rapidly as the number of the grid points was increased. For a grid of (41x41), the rate of convergence was so slow for the case of a fin length, $L = 0.4$ and number of fins $NF = 8$ that it was not possible to ascertain whether convergence had occurred after a total of 7000 iterations.

Table 2 shows the time requirements and the total number of iterations needed to achieve convergence. In general, convergence was assumed to have been reached when the average velocity did not change by more than 10^{-5} in 50 iterations.

4.6.3 Soliman and Feingold Approach.

Due to the failure of the least square matching approach, and to overcome the mixed-type boundary conditions, the flow domain was divided into two regions separated by a circular arc of radius $(1-L)$, Soliman and Feingold (1977). General trial functions for each region were evaluated. These functions satisfied the respective region boundary conditions. Using the continuity of velocity and its derivative at the boundary of the two regions at equi-distant collocation points, the constants contained in the trial flow functions were

Table 2

Summary of Computations for the Finite Difference Method

NF	L	CPU time in seconds per 100 iterations				Total number of iterations to convergence		
		11x11	21x21	41x41	11x11	21x21	41x41	
3	0.3	0.12	0.46	2.0	1000	3700	7000	
3	0.5	0.12	0.46	2.0	800	2400	2500	
3	0.7	0.12	0.46	2.0	700	3400	2600	
8	0.4	0.12	0.46	2.0	800	2500	(7000) N/C	

N/C no convergence,

evaluated. The number of inter-boundary collocation points varied between 10 and 20. Soliman and Feingold found that the average velocity of the flow was within 1% for 10 and 20 coefficients. The results using 20 coefficients are given in Table 3.

4.7 Discussion of Results

In order to compare the results for the fluid flow in an internally finned tube, the central velocity and the average velocity will be used for comparison. In order to gain confidence in the numerical results, a limiting case is considered. When the fin length is zero the exact value of $f.Re$ is 16. OCFE also gives a value of 16. This shows that the numerical results are in perfect agreement with the exact solution for the limiting case considered.

As the purpose of this work is not to study the flow in finned tubes, but rather to study the general applicability of OCFE to obtain solutions to this type of problem, only a few flow cases are considered, and these cases are primarily dictated by the availability of results from other workers. The flow cases considered are for $NF = 3, 8$ with fin lengths of 0.3, 0.4, 0.5 and 0.7. NF is the number of fins.

H. Kan (1978) has presented some results for GOC. Due to the presence of a discontinuity along $\theta = \alpha$ (presence of the fin), global orthogonal collocation is of limited application. It is not possible to arbitrarily select a fin length, since the tip of the fin must lie on a collocation point. When NR is an odd number, the middle collocation point is always at $r = 0.5$. It is for this reason that the results for GOC are only given for one fin length,

Table 3
Summary of Results for the OCFE and FD

L	NF = 3											
	1	2	3	4	5	6	7	8	9	10	11	
0.3	NER=2 NPR=5	NER=2 NPR=6	NER=2 NPR=7	NER=2 NPR=8	NER=2 NPR=10	NER=5 NPR=3	NER=5 NPR=5	FD 11x11	FD 21x21	FD 41x41	FD	S&F
	0.2103	0.2124	0.2136	0.2143	-	0.204	0.209	0.2131	0.2142	0.2140	0.2140	0.1959
0.5	NER=2 NPR=5	NER=2 NPR=6	NER=2 NPR=7	NER=2 NPR=8	NER=2 NPR=10	NER=5 NPR=3	NER=5 NPR=5	FD 11x11	FD 21x21	FD 41x41	FD	S&F
	0.09541	0.09689	0.09761	0.09800	-	0.09124	0.0946	0.09657	0.09791	0.09813	0.09813	0.09464
0.7	NER=2 NPR=5	NER=2 NPR=6	NER=2 NPR=7	NER=2 NPR=8	NER=2 NPR=10	NER=5 NPR=3	NER=5 NPR=5	FD 11x11	FD 21x21	FD 41x41	FD	S&F
	0.143	0.1492	0.1522	0.1542	-	0.139	0.1518	0.153	0.1553	0.1560	0.1560	0.1429
0.4	NER=2 NPR=5	NER=2 NPR=6	NER=2 NPR=7	NER=2 NPR=8	NER=2 NPR=10	NER=5 NPR=3	NER=5 NPR=5	FD 11x11	FD 21x21	FD 41x41	FD	S&F
	0.06197	0.06457	0.06582	0.06662	-	0.0603	0.06473	0.06538	0.06705	0.06762	0.06762	0.06555
0.4	NER=2 NPR=5	NER=2 NPR=6	NER=2 NPR=7	NER=2 NPR=8	NER=2 NPR=10	NER=5 NPR=3	NER=5 NPR=5	FD 11x11	FD 21x21	FD 41x41	FD	S&F
	0.0642	0.0726	0.07716	0.07974	0.0825	0.067	0.07737	0.079	0.0822	0.0832	0.0832	0.08024
0.4	NER=2 NPR=5	NER=2 NPR=6	NER=2 NPR=7	NER=2 NPR=8	NER=2 NPR=10	NER=5 NPR=3	NER=5 NPR=5	FD 11x11	FD 21x21	FD 41x41	FD	S&F
	0.03987	0.04158	0.04255	0.04313	0.04375	0.0398	0.04237	0.04246	0.043	0.04403	0.04403	0.04388
0.4	HF = 8											
	NER=2 NPR=5	NER=2 NPR=6	NER=2 NPR=7	NER=2 NPR=8	NER=2 NPR=10	NER=5 NPR=3	NER=5 NPR=5	FD 11x11	FD 21x21	FD 41x41	FD	S&F
0.122	0.127	0.1304	0.1320	-	-	-	-	0.1272	0.1319	N/C	0.1305	
0.0395	0.0421	0.04349	0.04424	-	-	-	-	0.04175	0.04399	N/C	0.04491	

S&F - Soliman and Feingold, Private Communication with Dr. H.M. Hassan

N/C - no convergence

namely $L = 0.5$. Cases for $NR = N\theta = 5, 7$ and 9 were attempted using the global orthogonal collocation method.

For the case of orthogonal collocation on finite element, two configurations were attempted.

- (a) $NER = NE\theta = 5$, $NPR = NP\theta = 3$ and 5 with Δr and $\Delta\theta$ being equal for each element. Use of an odd number of collocation points ensured that the fin tip lies on a collocation point (See Figure 3a).
- (b) $NER = NE\theta = 2$ with $NPR = NP\theta = 5, 6, 7, 8$ and 10 . Here Δr was not equal for the two elements and therefore Δr_1 was selected so that the fin tip falls on a collocation point. (See Figure 3b).

The summary of results is given in Table 3. For comparison, the finite difference solution for the fine mesh (41×41) will be considered as the "true" solution. Indeed, a close examination of Table 3, columns 9 and 10, indicates that both the centre velocity W_c and the average velocity, $\langle W \rangle$ for the (21×21) grid and the (41×41) grid are in fair agreement (maximum variation is about 1.2%).

The results for global orthogonal collocation for a fin length of 0.5 lie much lower than the "true" solution. The values of W_c and W are shown in Figure 6. The fluid problem employed here is a rather severe test of the GOC method. For $NR = 9$, the values of r at the 4th, 5th, and 6th collocation points are, 0.2971 , 0.5000 and 0.7029 , respectively. This means that the first collocation point away from the fin tip, where the velocity is not zero and the symmetry condition is applied, is at a distance of 0.2029 away from the fin tip.

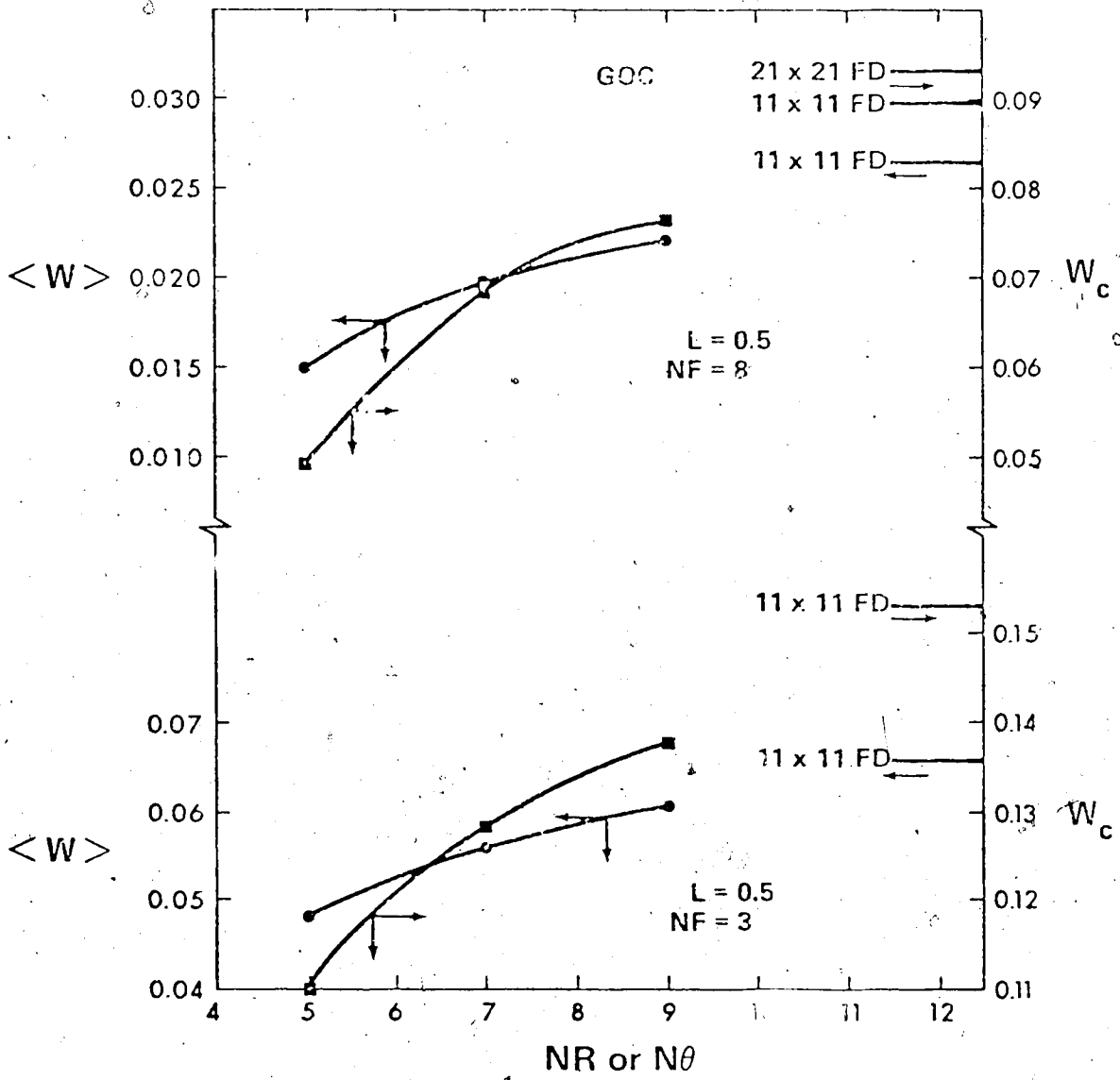


FIGURE 6. Variation of Centre and Average Velocities for L=0.5 with Number of Collocation Points for GOC

In other words, the gap between the 4th and the 5th collocation points is fairly large and therefore the velocity resolution is fairly poor near the fin tip. As the fin tip position is very critical in determining the velocity field, it is not surprising that the results as given by the GOC are poor, although a total of 49 interior collocation points are used.

The results for the OCFE for the case of $NP_\theta = NPR = 3$ and 5 with $NE_\theta = NER = 5$ are given in columns 6 and 7 of Table 3. As the total number of collocation points is increased from 3 to 5, the agreement with the "true" solution improved. The maximum difference is about 7% (for the case of $W_c, L = 0.7$). For $NPR = 5$, the collocation points are 0, 0.1127, 0.5, 0.8873 and 1.0. With $\Delta r \neq 0.2$, this means that the interval between the second collocation point and the third collocation point (j_f') is 0.2 (0.5-0.1127)=0.07746. A finite difference method with a 14x14 grid would produce a uniform Δr similar to that near the fin tip for the case of $NE_\theta = NER = 5$ and $NP_\theta = NPR = 5$. Comparison of column 7 with columns 8 and 9 of Table 3 shows that the results of OCFE do not fall between those given by the finite difference method for the (11x11) and the (21x21) grids. In fact the OCFE results fall below those for the (11x11) grid. This indicates that the OCFE having uniform element size with $NE_\theta = NER = 5$ and $NP_\theta = NPR = 5$ (a total of 25x9 collocation points) is not suitable for this type of a problem.

Further numerical experimentation was conducted with two elements of unequal size in r-direction and two elements of equal size in θ -direction, i.e., $NE_\theta = NER = 2$. The number of collocation

points was varied, viz, $NP\theta = NPR = 5, 6, 7, 8$ and 10 . As the number of collocation points was increased, the values of W_c and $\langle W \rangle$ approached those given by the finite difference method with a (41×41) grid. Figures 7 and 8 show the variation of the centre velocity and the average velocity with the number of collocation points, respectively. The values of W_c and $\langle W \rangle$ for the $NF = 3$ and $L = 0.3$ for the case of $NP\theta = NPR = 8$ (total of 144 interior collocation points) are close to those given by a grid of about 21×21 using the finite difference method. Similarly, using W_c and $\langle W \rangle$ as basis for comparison, for $NF = 3$ and $L = 0.5$ and 0.7 , the $NP\theta = NPR = 8$ case was found to be equivalent to a grid of about (15×15) . For the case of a more number of fins, $NF = 8$, a $NP\theta = NPR = 6$ (total of 64 interior collocation points) was found to be equivalent to the finite difference scheme of (11×11) grid and a $NP\theta = NPR = 8$ was found to be equivalent to at least a (21×21) grid.

The results of Soliman and Feingold are shown in Figures 7 and 8 for comparison. For the case of $L = 0.7$ ($NF=3$) and $L = 0.4$ ($NF=8$) their results are in good agreement with those for $NP\theta = NPR = 8$. However, as the fin length is decreased, Soliman and Feingold results become equivalent to those of lower order grid points.

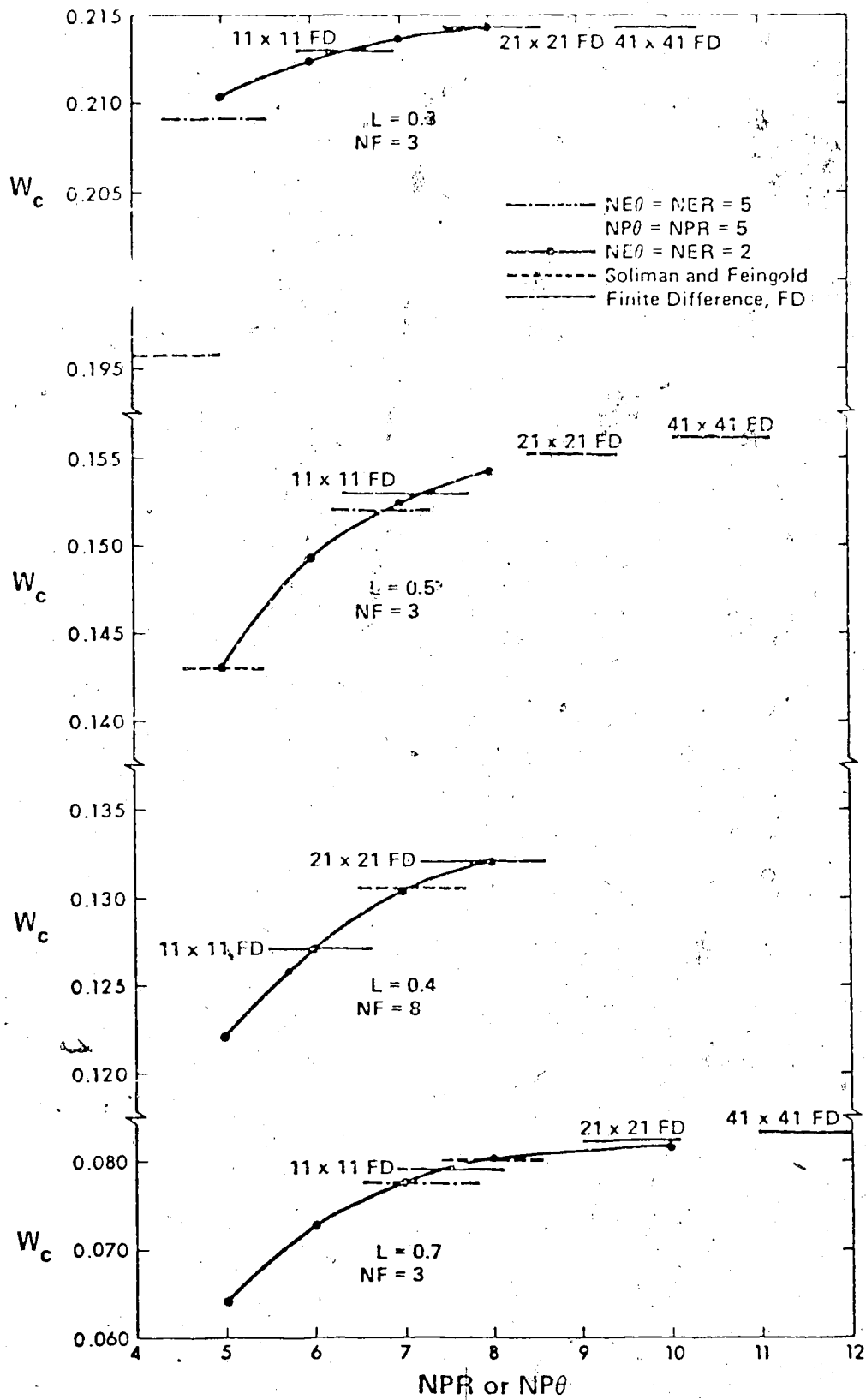


FIGURE 7. Variation of Centre Velocity with Number of Collocation Points for 'OCFE'.

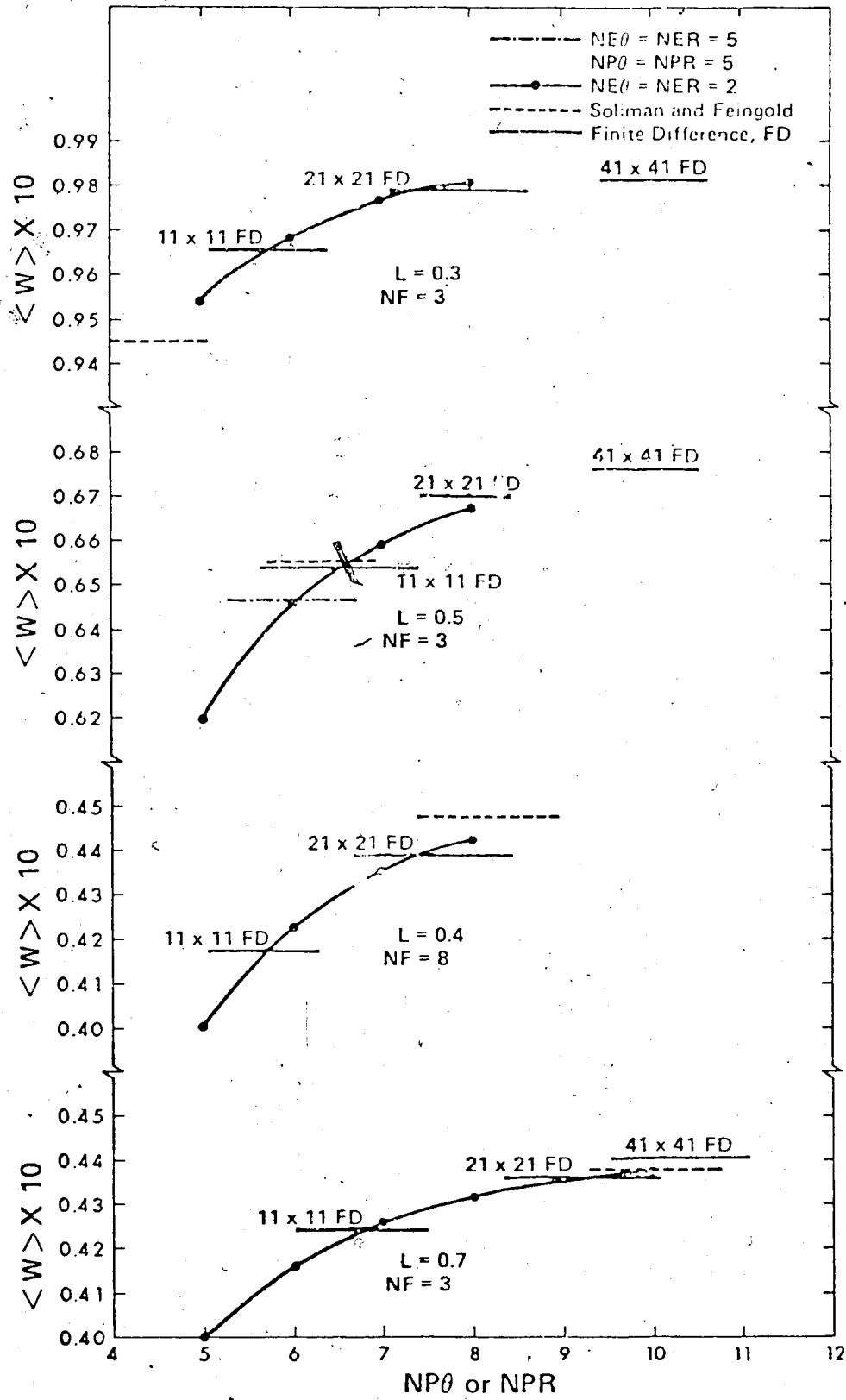


FIGURE 8. Variation of Average Velocity with Number of Collocation Points for OCFE

CHAPTER 5

APPLICATION OF THE METHOD OF ORTHOGONAL COLLOCATION ON FINITE ELEMENTS TO POROUS MEDIA

This chapter demonstrates the applicability of the method of orthogonal collocation on finite elements (OCFE) to a flow problem in porous media. The equations simulating miscible displacement in porous media were solved using OCFE. Unlike the finned tube problem, a direct method of solution was used to solve the resulting algebraic equations.

The physical process considered here is that of a homogenous porous medium having a very viscous and practically immobile oil. A solvent of low viscosity is injected into the reservoir through an injection well in order to reduce the viscosity of the oil. The oil is assumed to be highly miscible with the solvent and the oil-solvent mixture viscosity is taken to be a strong function of the solvent concentration. As solvent injection proceeds, a mixture of oil and solvent is produced through the production well.

5.1 Governing Equations:

The two dimensional incompressible miscible displacement in a porous media can be described by the following equations, Settari et al. (1976).

$$-\nabla \cdot \underline{u} = q \quad (5.1)$$

and

$$\nabla \cdot (\phi K_{DT} \nabla C) - \nabla \cdot (\underline{u} C) = \phi \frac{\partial C}{\partial t} + q C_{in} \quad (5.2)$$

where ϕ is the porosity of the porous medium, \underline{u} is the Darcy

velocity and K_{DT} is the total dispersion coefficient. C_{in} is the source concentration and C is the concentration of the solvent in the oil-solvent mixture. q is the amount of fluid injected or produced in cubic centimeters per cubic centimeter of the formation per second.

The viscosity of the oil-solvent mixture is assumed to be a function of concentration, and is given by, Settari et al: (1976).

$$\mu = \frac{\mu_o \mu_s}{[(1-C)\mu_s^{1/e} + C \mu_o^{1/e}]^e} \quad (5.3)$$

where μ_o and μ_s are the viscosities of the oil and the solvent, respectively, and e is a mixing parameter.

The two-dimensional form of Equations (5.1) and (5.2) can be written, respectively, as

$$-\frac{\partial}{\partial x'} u_x - \frac{\partial}{\partial y'} u_y = q \quad (5.4)$$

and

$$\begin{aligned} \frac{\partial}{\partial x'} \left\{ K_D \frac{\partial C}{\partial x'} - u_x C \right\} + \frac{\partial}{\partial y'} \left\{ K_D \frac{\partial C}{\partial y'} - u_y C \right\} \\ = \phi \frac{\partial C}{\partial t} + q(x', y') C_{in} \end{aligned} \quad (5.5)$$

where $K_D = \phi K_{DT}$

Using Darcy's law the components of the fluid velocity in Equation (5.4) can be replaced by

$$u_x = -\frac{K_p}{\mu} \frac{\partial p}{\partial x'} \quad (5.6)$$

and

$$u_y = -\frac{K_p}{\mu} \frac{\partial p}{\partial y'} \quad (5.7)$$

where K_p is the permeability of the porous medium. The dispersion coefficient K_D is taken as a constant in both directions and is assumed to be independent of the fluid velocity.

Multiplying equation (5.4) by C and using equation (5.5) yields

$$\frac{\partial}{\partial x} \left[K_D \frac{\partial C}{\partial x} \right] + \frac{\partial}{\partial y} \left[K_D \frac{\partial C}{\partial y} \right] - u_x \frac{\partial C}{\partial x} - u_y \frac{\partial C}{\partial y} = \phi \frac{\partial C}{\partial t} + q(x', y') (C_{in} - C) \quad (5.8)$$

where C_{in} is the source concentration. This concentration is equal to the input concentration for an injection well and to $C(x, y)$ for a production well. Consequently the last term in Equation (5.8) disappears for all production wells.

The boundary conditions considered are for an isolated system. The geometry of the porous medium is shown in Figure 9. The porous medium is assumed to be a rectangle. Equations (5.4) and (5.8) were solved using the following boundary conditions,

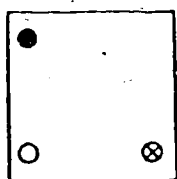
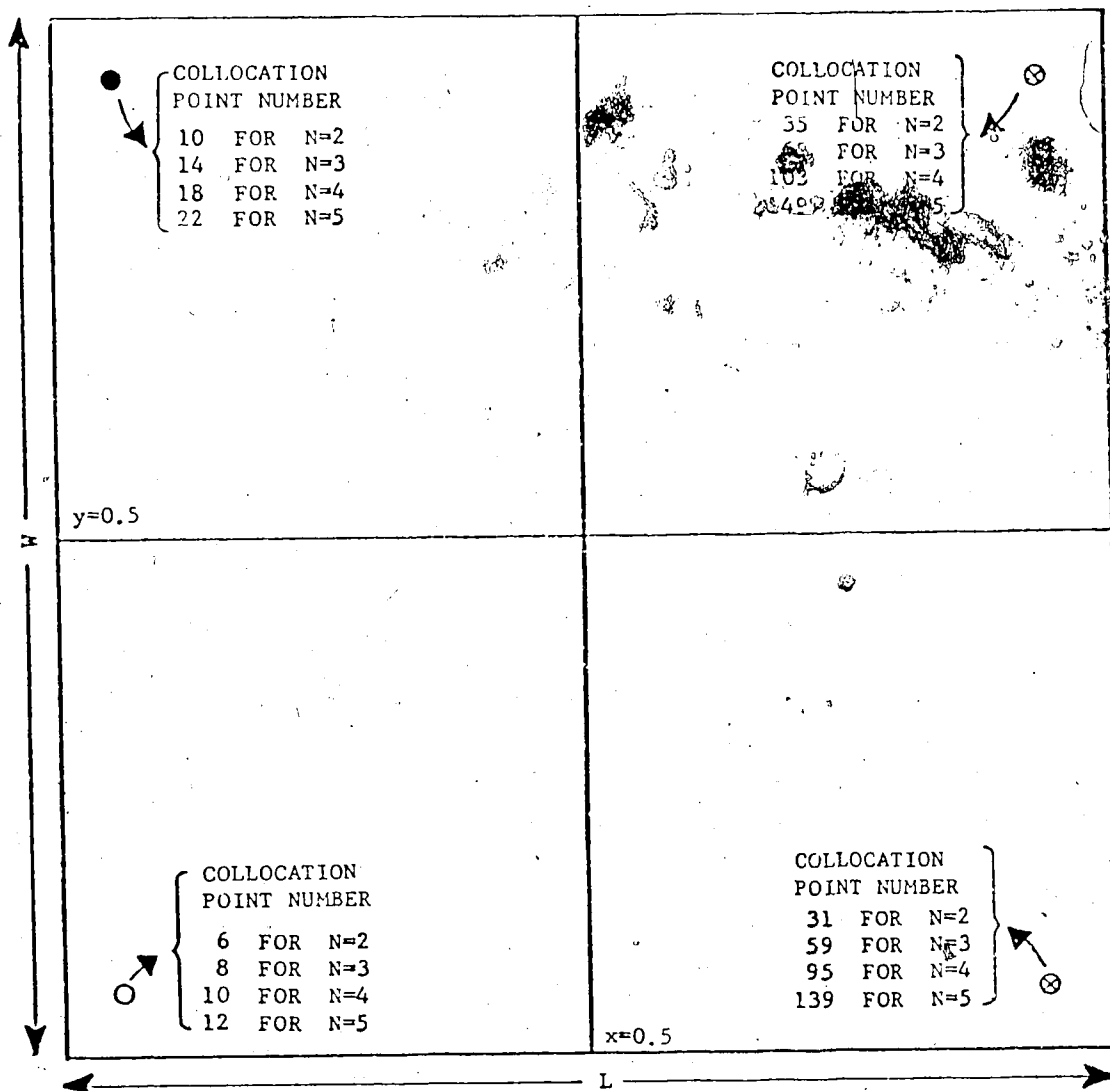
$$\frac{\partial P}{\partial n} = 0 \quad \text{for } (x, y) \in d\Lambda \quad (5.9a)$$

$$\frac{\partial C}{\partial n} = 0 \quad \text{for } (x, y) \in d\Lambda \quad (5.9b)$$

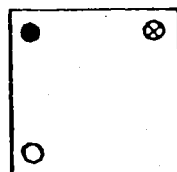
$$u_x = u_y = 0 \quad \text{for } (x, y) \in d\Lambda \quad (5.9c)$$

$$C(x, y, 0) = 0 \quad \text{for } (x, y) \in d\Lambda \quad (5.9d)$$

where $d\Lambda$ is the boundary of Λ and n is the outward normal to $d\Lambda$.



CONFIGURATION ONE



CONFIGURATION TWO

- REFERENCE WELL
- ⊗ PRODUCTION WELL
- INJECTION WELL

FIGURE 9^c Geometry of the Porous Medium

5.2 Numbering Scheme

For computational purposes a quarter of a five-spot was considered. Only two elements of equal size were used in each direction. The number of interior collocation points was varied from 2 to 5. Five interior collocation points correspond to a total of 160 unknowns. The numbering scheme for N=2,3,4 and 5 is shown in Figures 10 to 13, respectively. The corner points of the blocks were not assigned any number, since they did not appear in OCFE formulation of the equations.

As shown in Figures 10 to 13, the injection well can always be identified as being the first interior collocation point in the increasing direction of both x and y. Two different locations of the production well were considered. In one scheme the production well was located diagonally opposite to the injection well. In the other scheme, the production well was such that the injection and the production wells were symmetric to the line $x = 0.5$. (In this situation the geometry does not represent a five-spot). At any time, only one production and one injection well were considered, however, the computer program can handle any number of production and injection wells.

5.3 OCFE Formulation of the Governing Equations:

5.3.1 Continuity Equation:

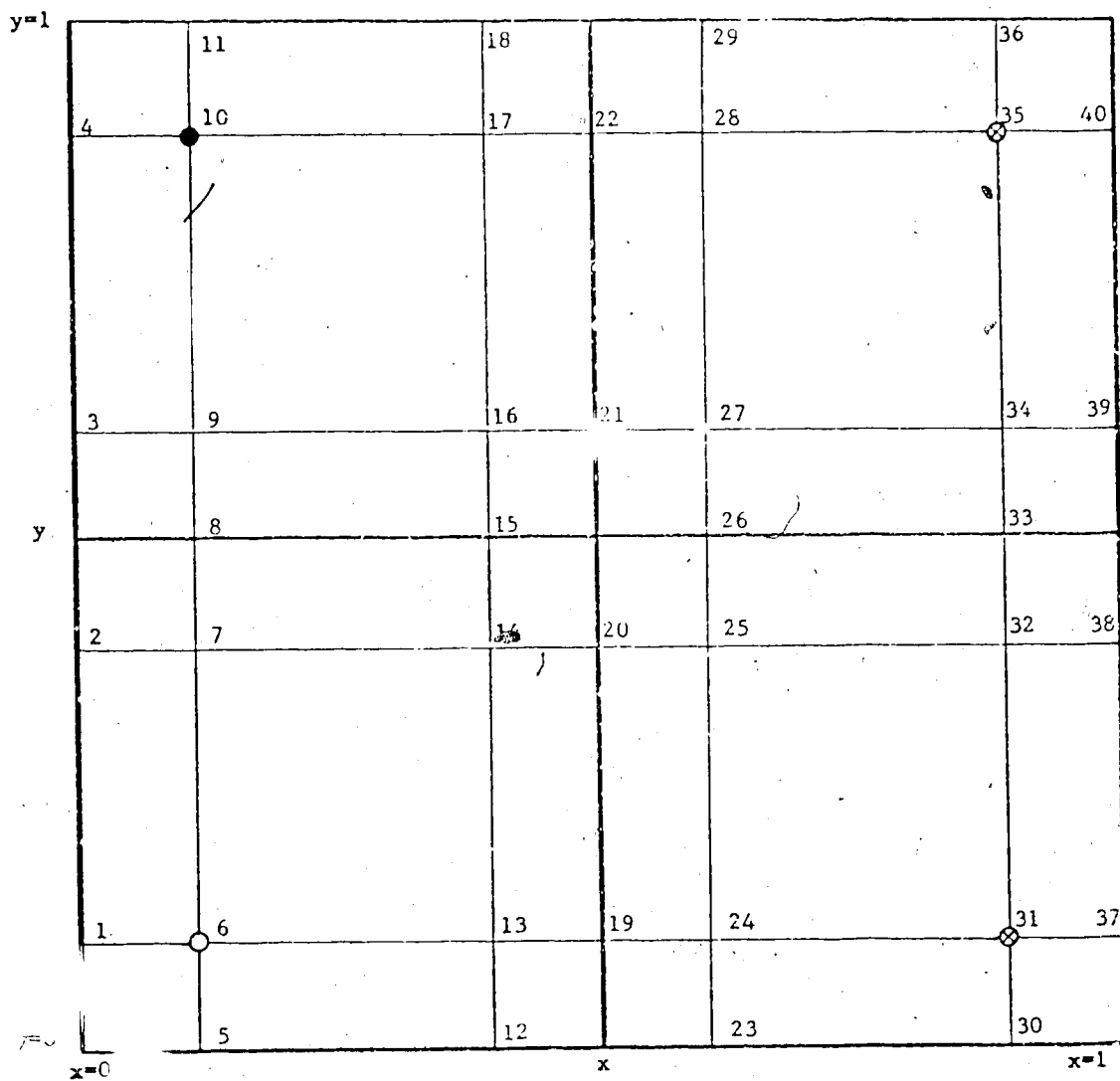
Considering Equation (5.4) and using Darcy's law, one obtains

$$\frac{\partial}{\partial x'} \left[\frac{K_p}{\mu} \frac{\partial p}{\partial x'} \right] + \frac{\partial}{\partial y'} \left[\frac{K_p}{\mu} \frac{\partial p}{\partial y'} \right] = q(x', y') \quad (5.10)$$

For a porous medium of constant permeability, Equation (5.10)

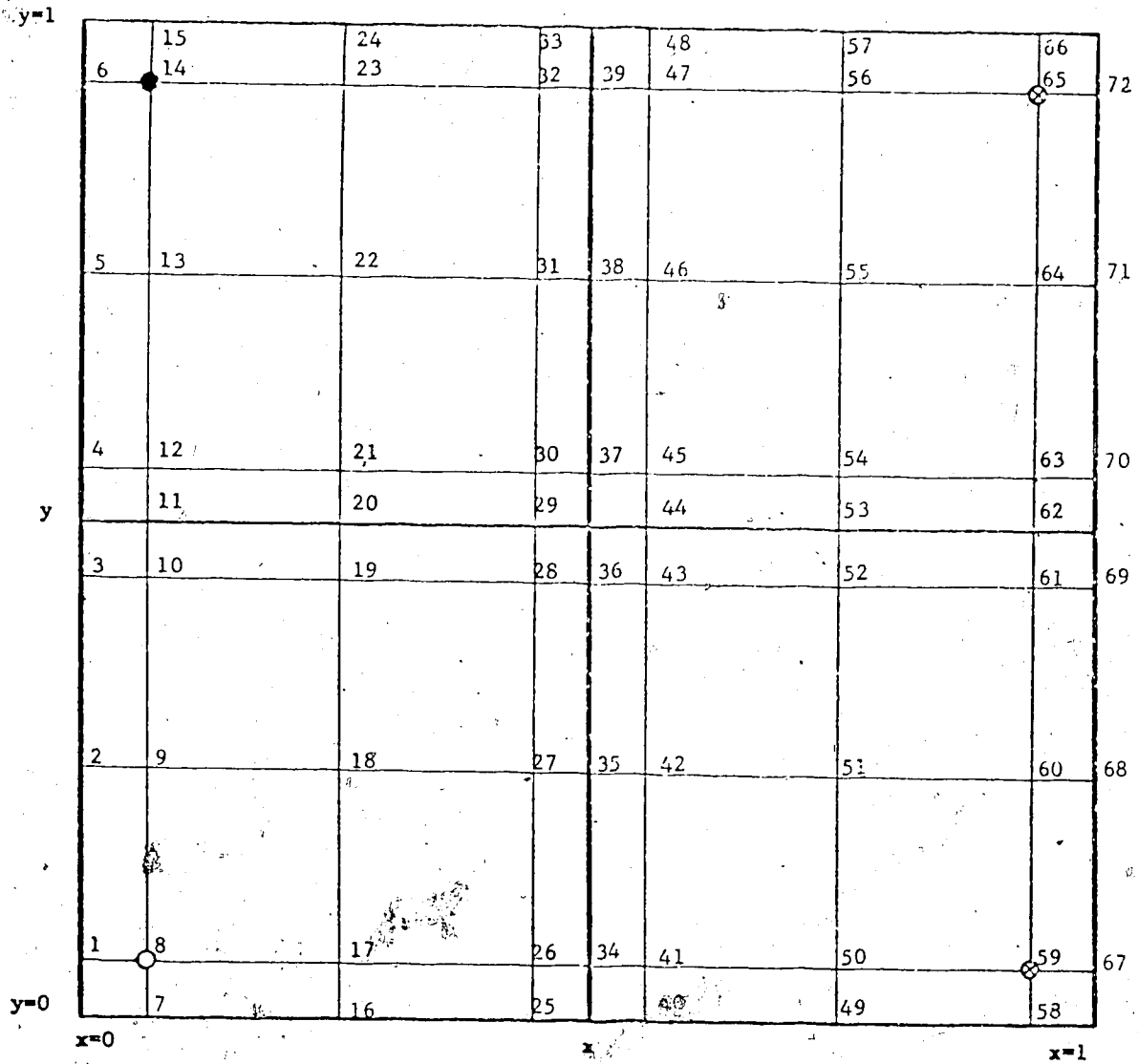
becomes

$$\frac{\partial}{\partial x'} \left[\frac{1}{\mu} \frac{\partial p}{\partial x'} \right] + \frac{\partial}{\partial y'} \left[\frac{1}{\mu} \frac{\partial p}{\partial y'} \right] = \frac{q}{K_p \times 14.696764} \quad (5.11)$$



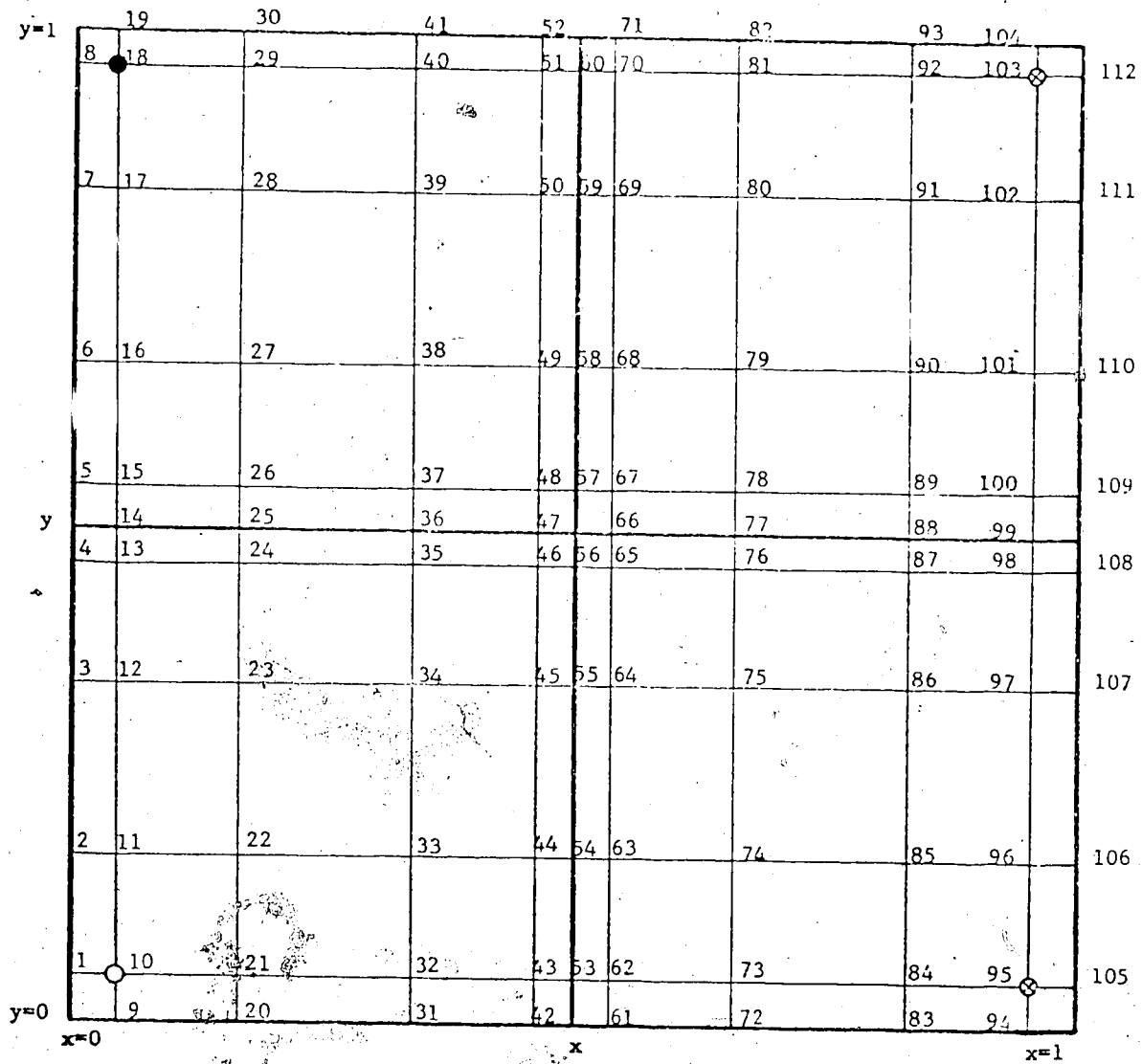
- REFERENCE WELL
- ⊗ PRODUCTION WELL
- INJECTION WELL

FIGURE 10. Numbering of Unknowns for N=2



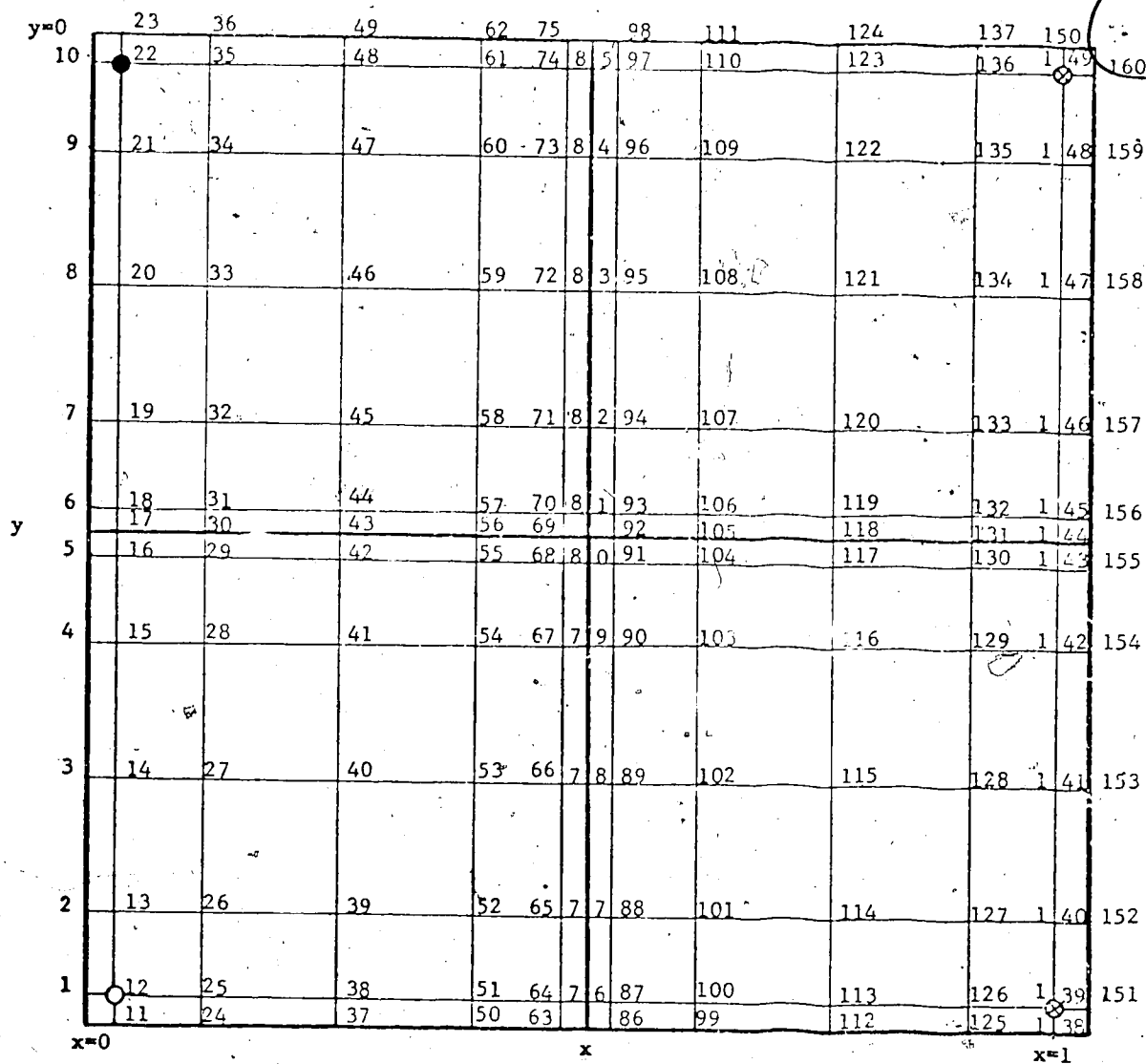
- REFERENCE WELL
- ⊗ PRODUCTION WELL
- ⊙ INJECTION WELL

FIGURE 11. Numbering of Unknowns for N=3



- REFERENCE WELL
- ⊗ PRODUCTION WELL
- INJECTION WELL

FIGURE 12. Numbering of Unknowns for N=4



- REFERENCE WELL
- ⊗ PRODUCTION WELL
- INJECTION WELL

FIGURE 13. Numbering of Unknowns for N=5

The constant 14.696764 is for dimensional consistency

$$\text{Let } x' = xL \quad (5.12)$$

$$\text{and } y' = yW \quad (5.13)$$

Here L and W are the length and the width of the formation under consideration and x and y are the dimensionless coordinates.

Substituting the dimensionless quantities in Equation (5.10) and rearranging, one obtains

$$\mu \frac{\partial^2 p}{\partial x'^2} - \frac{\partial \mu}{\partial x'} \frac{\partial p}{\partial x'} + Z^2 \left[\mu \frac{\partial^2 p}{\partial y'^2} - \frac{\partial \mu}{\partial y'} \frac{\partial p}{\partial y'} \right] = \frac{q L^2 \mu^2}{k_p * 14.696764} \quad (5.14)$$

$$\text{where } Z = L/W \quad (5.15)$$

In Equation (5.14) only x , y and Z are dimensionless.

Two new variables g and v are defined such that

$$g = \frac{x - x_k}{\Delta x_k} \quad (5.16a)$$

and

$$v = \frac{y - y_\ell}{\Delta y_\ell} \quad (5.16b)$$

$$\text{where } \Delta x_k = x_{k+1} - x_k$$

$$\text{and } \Delta y_\ell = y_{\ell+1} - y_\ell$$

Applying the method of orthogonal collocation on finite elements to Equation (5.1), and using the new independent variables g and v as defined by Equation (5.16), one obtains,

$$\begin{aligned}
 & \frac{\mu}{\Delta x_k^2} \sum_{n=1}^{NPX} B_{i,n} p_{n,j}^{k,\ell} - \frac{1}{\Delta x_k} \left\{ \sum_{n=1}^{NPX} A_{i,n} \mu_{n,j}^{k,\ell} \right\} \left\{ \frac{1}{\Delta x_k} \sum_{n=1}^{NPX} A_{i,n} p_{n,j}^{k,\ell} \right\} \\
 & + Z^2 \left[\frac{\mu}{\Delta y_\ell^2} \sum_{n=1}^{NPY} B_{j,n} p_{i,n}^{k,\ell} - \frac{1}{\Delta y_\ell} \left\{ \sum_{n=1}^{NPY} A_{j,n} \mu_{i,n}^{k,\ell} \right\} \left\{ \sum_{n=1}^{NPY} A_{j,n} p_{i,n}^{k,\ell} \right\} \right] \\
 & = \frac{q(x_i, y_j) L^2 \mu^2}{K_p * 14.696764} \tag{5.17}
 \end{aligned}$$

where

$$\begin{aligned}
 i &= 2, \dots, NPX-1 \\
 j &= 2, \dots, NPY-1 \\
 k &= 1, \dots, NEX \\
 \ell &= 1, \dots, NEY
 \end{aligned} \tag{5.18}$$

NEX and NEY are the number of elements in x and y directions, respectively. NPX and NPY are the total number of collocation points (including boundary points) in any element k_ℓ , in the x and y directions, respectively.

Multiplying Equation (5.17) by Δx_k^2 and letting $Z \frac{\Delta x_k}{\Delta y_\ell} = F$, yields,

$$\begin{aligned}
 & \mu \sum_{n=1}^{NPX} B_{i,n} p_{n,j}^{k,\ell} - \left\{ \sum_{n=1}^{NPX} A_{i,n} \mu_{n,j}^{k,\ell} \right\} \left\{ \sum_{n=1}^{NPX} A_{i,n} p_{n,j}^{k,\ell} \right\} \\
 & + F^2 \left[\mu \sum_{n=1}^{NPY} B_{j,n} p_{i,n}^{k,\ell} - \left\{ \sum_{n=1}^{NPY} A_{j,n} \mu_{i,n}^{k,\ell} \right\} \left\{ \sum_{n=1}^{NPY} A_{j,n} p_{i,n}^{k,\ell} \right\} \right] \\
 & = \frac{q(x_i, y_j) L^2 \mu^2 \Delta x_k^2}{K_p * 14.696764} \tag{5.19}
 \end{aligned}$$

where $i, j, k,$ and ℓ vary according to Equation (5.18). The following boundary conditions apply:

$$\sum_{n=1}^{NPX} A_{1,n} p_{n,j}^{1,\ell} = 0$$

For $\ell=1, \dots, NEY$

$$\sum_{n=1}^{NPX} A_{NPX,n} p_{n,j}^{NEX,\ell} = 0,$$

and $j=2, \dots, NPY-1$

(5.20)

and

$$\sum_{n=1}^{NPY} A_{1,n} p_{i,n}^{k,\ell} = 0$$

For $k=1, \dots, NEX$

$$\sum_{n=1}^{NPY} A_{NPY,n} p_{i,n}^{k,NEY} = 0$$

$i=2, \dots, NPX-1$

(5.21)

At the element interboundaries the first derivative is assumed to be continuous leading to

$$\frac{1}{\Delta x_k} \sum_{n=1}^{NPX} A_{NPX,n} p_{n,j}^{k,\ell} - \frac{1}{\Delta x_{k+1}} \sum_{n=1}^{NPX} A_{1,n} p_{n,j}^{k+1,\ell} = 0$$

for $\ell=1, \dots, NEY$

$j=2, \dots, NPY-1$

(5.22A)

and $k=1$

and

$$\frac{1}{\Delta y_\ell} \sum_{n=1}^{NPY} A_{NPY,n} p_{i,n}^{k,\ell} = \frac{1}{\Delta y_{\ell+1}} \sum_{n=1}^{NPY} A_{1,n} p_{i,n}^{k,\ell+1}$$

(5.22B)

for $k=1, \dots, NEX$

$i=2, \dots, NPX-1$

and $\ell=1$

A simultaneous solution of the system of equations as described by Equations (5.19) to (5.22) was obtained by a direct method using the LU decomposition technique.

5.3.2. Convection-Diffusion Equation

Assuming a constant dispersion coefficient, Equation (5.8)

can be written as

$$K_D \frac{\partial^2 C}{\partial x'^2} + K_D \frac{\partial^2 C}{\partial y'^2} - u_x \frac{\partial C}{\partial x'} - u_y \frac{\partial C}{\partial y'} = \phi \frac{\partial C}{\partial t} + q(x', y') (C_{in} - C) \quad (5.23)$$

Introducing the dimensionless quantities as given by equations (5.12)

and (5.13), Equation (5.23) can be written as

$$\frac{\partial C}{\partial t} = \frac{K_D}{L^2 \phi} \frac{\partial^2 C}{\partial x^2} + \frac{K_D}{W^2 \phi} \frac{\partial^2 C}{\partial y^2} - \frac{u_x}{L \phi} \frac{\partial C}{\partial x} - \frac{u_y}{W \phi} \frac{\partial C}{\partial y} - \frac{q(x, y)}{\phi} (C_{in} - C) \quad (5.24)$$

Applying the method of orthogonal collocation on finite elements to

Equation (5.24) and using the new independent variables θ and v as given

by Equation (5.16), one obtains

$$\begin{aligned} \frac{dC_{i,j}^{k,\ell}}{dt} &= \frac{K_D}{L^2 \phi \Delta x_k^2} \sum_{n=1}^{NPX} B_{i,n} C_{n,j}^{k,\ell} + \frac{K_D}{W^2 \phi \Delta y_\ell^2} \sum_{n=1}^{NPY} B_{j,n} C_{i,n}^{k,\ell} \\ &- \frac{u_x^{k,\ell}(x_i, y_j)}{L \phi \Delta x_k} \sum_{n=1}^{NPX} A_{i,n} C_{n,j}^{k,\ell} - \frac{u_y^{k,\ell}(x_i, y_j)}{W \phi \Delta y_\ell} \sum_{n=1}^{NPY} A_{j,n} C_{i,n}^{k,\ell} \\ &- \frac{q(x_i, y_j)}{\phi} (C_{in} - C_{i,j}^{k,\ell}) \end{aligned} \quad (5.25)$$

Let

$$\frac{K_D}{L^2 \phi \Delta x_k^2} = P_1$$

$$\frac{K_D}{W^2 \phi \Delta y_\ell^2} = P_2$$

$$\frac{u_x^{k,\ell}(x_i, y_j)}{L \phi \Delta x_k} = P_3$$

$$\frac{u_y^{k,\ell}(x_i, y_j)}{W \phi \Delta y_\ell} = P_4$$

and

$$\frac{q(x_i, y_j)}{\phi} = P_5$$

(5.26)

Substituting Equation (5.26) into Equation (5.25), one obtains

$$\begin{aligned} \frac{dC_{i,j}^{k,\ell}}{dt} = & P_1 \sum_{n=1}^{NPX} B_{i,n} C_{n,j}^{k,\ell} + P_2 \sum_{n=1}^{NPY} B_{j,n} C_{i,n}^{k,\ell} \\ & - P_3 \sum_{n=1}^{NPX} A_{i,n} C_{n,j}^{k,\ell} - P_4 \sum_{n=1}^{NPY} A_{j,n} C_{i,n}^{k,\ell} \\ & - P_5 (C_{in} - C_{i,j}^{k,\ell}) \end{aligned} \quad (5.27)$$

where i, j, k and ℓ are given by Equation (5.18).

The boundary conditions and the element interboundary conditions for Equation (5.27) are similar to Equations (5.20) to (5.22) and can be obtained by replacing P by C . In addition the concentration was assumed to be zero on the entire domain at $t=0$. Equation (5.27) together with the appropriate boundary conditions, describes the concentration field.

Two different methods, namely a 4th order Runge-Kutta method and a fully implicit method were used to solve Equation (5.27). A brief description of both the methods is given below.

5.3.2.1. Runge-Kutta Method

The k -values of the fourth order Runge-Kutta method are defined by

$$\begin{aligned} k_1 &= h f (C_{i,j}^{k,\ell}) \\ k_2 &= h f (C_{i,j}^{k,\ell} + \frac{k_1}{2}) \\ k_3 &= h f (C_{i,j}^{k,\ell} + \frac{k_2}{2}) \\ k_4 &= h f (C_{i,j}^{k,\ell} + k_3) \end{aligned} \quad (5.28)$$

where $f(C)$ is the right hand side of the Equation (5.27) evaluated at point (x_i, y_j) in the element k_ℓ .

The function value at a new time level $(t+\Delta t)$ is given by

$$C_{i,j}^{t+\Delta t, k, \ell} = C_{i,j}^{t, k, \ell} + \frac{1}{6} (k_1 + 2k_2 + 2k_3 + k_4) \quad (5.29)$$

As Equation (5.27) is satisfied only at the interior collocation points, it is not possible to evaluate k_1 , at the physical boundary and the element interboundaries. Consequently k_2 cannot be evaluated. To avoid this situation, the concentration C was assumed to remain constant at the boundary points during the time interval Δt . In other words, k_1, k_2, k_3 and k_4 were initially assumed to be zero at these boundary points.

Using Equations (5.28) and (5.29) the concentration at time $(t+\Delta t)$ was evaluated for all interior collocation points. The appropriate conditions, as given by Equations (5.20) to (5.22), were then applied at the physical boundary and the element interboundaries at the $(t+\Delta t)$ level. This resulted in three equations with three unknowns. Simultaneous solution of these equations gave the concentration at the new time level.

5.3.2.2 Total Implicit Method

The total implicit form of Equation (5.27) is given by

$$\frac{C_{i,j}^{t+\Delta t, k, \ell} - C_{i,j}^{t, k, \ell}}{\Delta t} = P_1 \sum_{n=1}^{NPX} B_{i,n} C_{n,j}^{t+\Delta t, k, \ell} + P_2 \sum_{n=1}^{NPY} B_{j,n} C_{i,n}^{t+\Delta t, k, \ell} - P_3 \sum_{n=1}^{NPX} A_{i,n} C_{n,j}^{t+\Delta t, k, \ell} - P_4 \sum_{n=1}^{NPY} A_{j,n} C_{i,n}^{t+\Delta t, k, \ell} - P_5 (C_{in} - C_{i,j}^{t+\Delta t, k, \ell}) \quad (5.30)$$

where i, j, k and l are given by Equation (5.18). Equation (5.30) provided the appropriate equations for all the interior collocation points. Equations (5.20) to (5.22) with P replaced by C provided the equations for the boundary points (both the physical and the element interboundary points). Thus the set of Equations (5.20) to (5.22) and (5.30) define the system completely. The simultaneous solution of the above mentioned set of equations was obtained by a direct method and the solution gave the concentration field at the new time level, $t+\Delta t$.

5.4 Determination of Source Term

The source term, q , used in Equations (5.19) and (5.27) is the amount injected or produced in cubic centimeters per unit volume of the formation surrounding the well under consideration per second. It was converted to a more useful quantity Q which is the total amount injected or produced in cubic centimeters per second. Q was evaluated by integrating $\int q \, dV$ over the element under consideration using a quadrature approach. The following formula was used to obtain Q from q :

$$Q = q w_2^2 (\Delta y_l^2 \Delta x_k) (WL) (S) \quad (5.31)$$

where S is the thickness of the formation. The weighting factors w are listed in Appendix B. w_2 is the weighting factor for the second collocation point where the injection well is located.

5.5 Computational Scheme

For a given initial concentration profile, Equation (5.3) was used to evaluate the viscosity distribution in the formation. The pressure was then evaluated using Equation (5.19). Equations (5.6) and (5.7) were then used to evaluate the oil-solvent mixture velocity at the collocation points, using the viscosity and the velocity field at

the old time level, the concentration at the new time level was evaluated by solving Equation (5.27). Once the concentration profile was known, the whole cycle was repeated for a subsequent time interval.

The flow chart for the computation scheme is shown in Figure 14. Sections one and two refer to the solution scheme for Equations (5.19) and (5.27), respectively.

5.6 Results and Discussion

As stated earlier, two different locations were used for the production well. In one scheme the production and the injection wells are symmetric about the line $x = 0.5$. This situation will be referred to as 'Configuration One'. For the other scheme the production and the injection wells are diagonally opposite. This situation will be referred to as 'Configuration Two'. Figure 9 shows both the configurations. Figures 10 to 13 show the locations of the production and the injection wells for $N=2,3,4$ and 5, respectively.

Two different initial viscosities of the oil were used (100 and 10,000 cp). Initially, the oil viscosity was assumed to be constant for the entire formation and pure solvent was used for injection.

A list of all the physical data used in this problem is provided in Appendix H.

5.6.1 Velocity Results

Due to the nature of the boundary conditions, the continuity equation has an infinite number of solutions. To obtain a unique solution, the pressure at one collocation point was specified. The

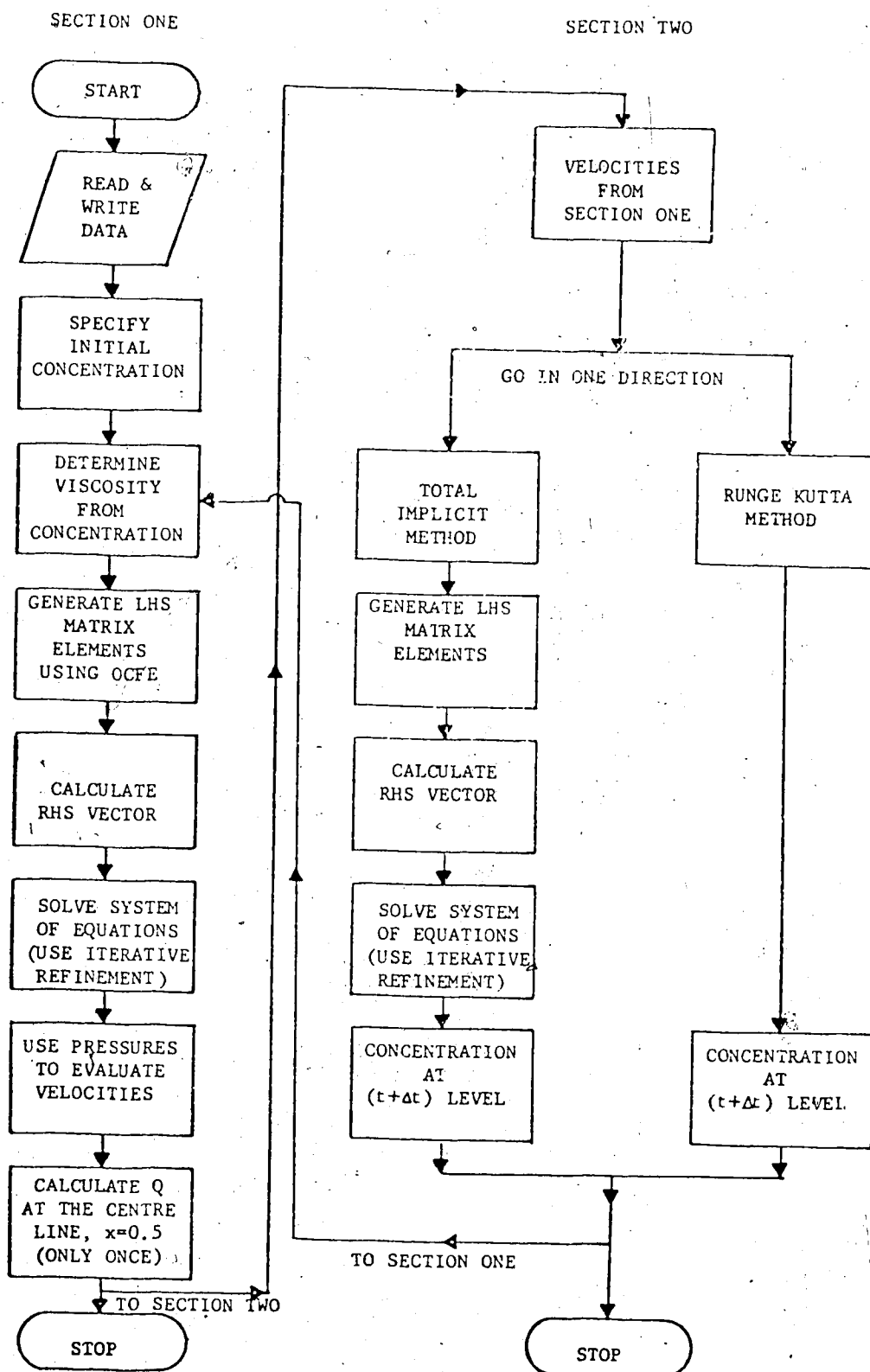


FIGURE 14. Flow Chart for the Computational Scheme for Porous Media Problem

pressure at all other collocation points was evaluated with respect to this reference pressure. The collocation points where the pressure was specified are shown in Figures 10 to 13 for $N=2,3,4$ and 5, respectively. The reference pressure collocation point was assumed to have a pressure of 1 psi.

5.6.1.1 Configuration One

In this configuration the production and the injection wells are symmetric about the line $x = 0.5$. Tables E.1 to E.8 refer to this configuration. These tables show the pressure and the velocities along the x and y -directions at the collocation points for $N=2,3,4$ and 5. It can be shown that when q , k_p and the dimensions of the formation are kept constant, a change in the initial viscosity of the oil in the formation changes the pressure gradient between any two points proportionally. Therefore, the velocity at any collocation point is independent of the viscosity of the oil although the pressure at a collocation point is a function of viscosity. Such an observation can be made in Tables E.1 to E.8 where two different viscosities were used.* Therefore in the next sections, no reference to the viscosity will be made while dealing with the velocities.

Due to symmetry there is no flow in the y -direction along the line $x = 0.5$ and the pressure at the collocation points along this line should be the same. Tables E.1 to E.8 indicate that the pressure at the collocation points along the line $x = 0.5$ are constant and

* Tables E.1 to E.2 provide velocities for $N=2$ and for two different sets of viscosities of the oil-solvent mixture, namely, (100 and 10,000 cp). The velocity at any particular collocation point in both the tables is identical. Similar conclusions apply to Tables E.3 and E.4 (for $N=3$), Tables E.5 and E.6 (for $N=4$) and Table E.7 and E.8 (for $N=5$).

therefore the flow is in the x-direction only. To check the validity of the numerical results presented in Tables E.1 to E.8, the velocities in the x-direction along the line $x = 0.5$ were integrated to obtain the total amount of fluid crossing the line. A quadrature approach was utilized for the integration. (The following formula was used to obtain the total flow rate along the line $x = 0.5$.)

$$Q_C = WS \sum_{\ell=1}^{NEY} \Delta y_{\ell} \sum_{j=2}^{NPY-1} U_{xNPX,j}^{l,\ell} w_j \quad (5.32)$$

where w is the weighting factor obtained from Appendix B and S is the thickness of the formation.

Since the fluid and the formation are incompressible and there is no flow in y-direction, the value of Q_C obtained from Equation (5.32) should be equal to the total solvent injection rate Q defined by Equation (5.31). Table 4 shows the value of Q_C for the various numbers of interior collocation points. The value of Q_C is in excellent agreement with the value of Q . The velocities obtained for this injection rate are of the order of 10^{-5} to 10^{-7} cm/sec. These velocities compare favourably with those presented by Settari et al (1976) for the same injection rate (10^{-2} to 10^{-4} ft/day).

Table 4
Comparison of Evaluated and Injected Q .

Injection rate $Q = .3277$ cm³/sec
Evaluated Q_C Using Quadrature Approach

Q_C cm ³ /sec	Configuration 1			
	$N = 2$	$N = 3$	$N = 4$	$N = 5$
	.327690	.327698	.327702	.3277

It was noted in Chapter 4 that, for odd number of collocation points, the middle collocation point is always at 0.5. Therefore for elements of equal size and for two different sets of an odd number of collocation points, there exists at least 4 collocation points (at the centre of each of the 4 elements) which are identically located. Table 5 gives the corresponding collocation points located at the centre of each of the 4 elements for $N=3$ and 5.

Table 5
Collocation Point Number of the Point Located at the Centre of Each Element for $N=3$ and 5.

	$N = 3$	$N = 5$
Collocation point Number	18	40
	22	46
	51	115
	55	121

Comparison of the results at these points leads to some interesting conclusions. Table 6 presents the comparison of the pressures for $N=3$ and 5 at the 4 collocation points located at the centre of each element. The results are in excellent agreement. The slight difference in the values could be attributed to the fact that the injection, production and reference wells are not exactly at the same positions for the two cases.

Table 6

Comparison of the Pressures at the Centre of Each Element for N=3 and 5.

	Collocation Point Number	Viscosity 100 cp	Viscosity 10,000 cp
		Pressure psi	Pressure psi
N = 3	18	1.20366	21.36594
N = 5	40	1.19999	20.99703
N = 3	22	.999463	.46286
N = 5	46	.99466	.46466
N = 3°	51	.63496	-35.50453
N = 5	115	.63863	-35.13795
N = 3	55	.84399	-14.60141
N = 5	121	.84396	-14.6055

Figure 15 shows the directions (not magnitudes) of the resultant velocities at the collocation points for N=3. These velocities were taken from Table E.3. As expected, the general direction of the velocity profile is towards the production well.




FIGURE 15. Configuration One: Direction of the Resultant Velocities for N=3

5.6.1.2 Configuration Two

In this configuration the production and the injection wells are diagonally opposite. The diagonal joining of the two wells becomes the symmetry line (Figure 16).

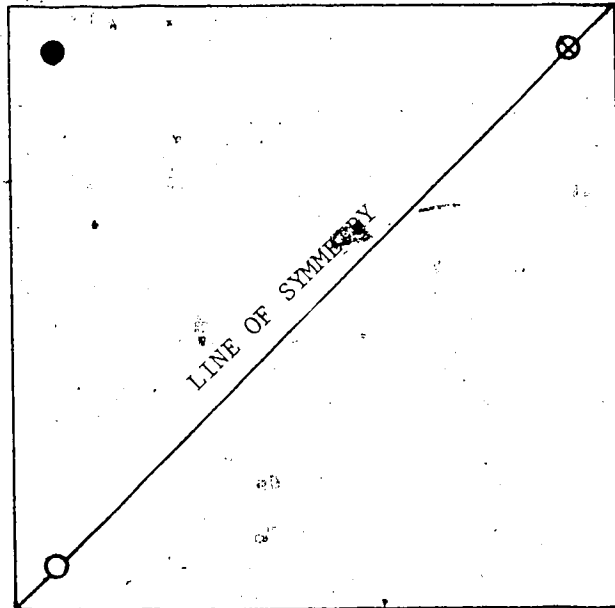


FIGURE 16.

Tabulation of the pressures and the velocities at the collocation points for various N are given in Tables E.9 to E.16. Any two collocation points which are symmetrically located with respect to the line of symmetry should have the same pressure. An examination of Tables E.9 to E.16 indicates that the pressure at corresponding points is the same. Moreover, any two symmetrically located collocation points also exchange velocity components, i.e. the x-velocity component at one collocation point becomes the y-velocity component at the corresponding symmetric collocation point and vice versa. Furthermore any collocation point on any of the two diagonals has identical velocity components. This means that the direction of the velocity is parallel

to the line of symmetry. This flow pattern is expected for this type of configuration when the mobility ratio (K_p/ν) is constant throughout the formation. Figure 17 shows the directions (not magnitudes) of resultant velocities at the collocation points for $N=3$. These velocities were taken from Table E.11.

5.6.2 Concentration Results

The orthogonal collocation on finite element formulation of the convection-diffusion equation is given by Equation (5.27). Two different dispersion coefficients were used ($K_D=0.0001075$ and 0.01075 cm^2/s). Pure solvent was injected through the injection well. Initial concentration of the solvent was assumed to be zero for the entire formation.

The set of first order differential equations obtained from Equation (5.27) together with the boundary conditions were solved using two different methods of solution, namely the Runge-Kutta method and the Total Implicit method. Unrealistic concentration profiles were obtained from both the methods of solution. The tables of Appendix F[†] present the concentration profiles obtained from both the methods of solution.

[†] Tables F.1 to F.4 refer to 'Configuration One'. Tables F.1 and F.2 present concentration profiles for $N=3$ and $K_D = 0.0001075$ and 0.01075 cm^2/s respectively. Tables F.3 and F.4 present concentration profiles for $N=5$ and $K_D = 0.0001075$ and 0.01075 cm^2/s , respectively. Tables F.5 to F.8 refer to 'Configuration Two'. Tables F.5 and F.6 show the concentration profiles for $N=3$ and $K_D = 0.0001075$ and 0.01075 cm^2/s , respectively. Tables F.7 and F.8 provide the concentration profiles for $N=5$ and $K_D = 0.0001075$ and 0.01075 cm^2/s , respectively.




FIGURE 17. Configuration Two: Direction of the Resultant Velocities for $N=3$

After the completion of the first iteration, negative values of concentration at several collocation points were obtained. Such negative values of solvent concentration are physically unrealistic. However, these negative concentrations do satisfy the convection - diffusion equation as is shown for two different cases (N=3 and 5) in Appendix G. Also an increase in the number of interior collocation points from 3 to 5 does not improve the concentration profile.

The fourth order Runge-Kutta method of integration was first used to solve Equation (5.27). It was suspected that the negative values of concentration were due to the method of solution since the Runge-Kutta method is a single step explicit method. A Total Implicit method was then used to solve all the equations simultaneously. However, no realistic ~~concentration profile~~ could be obtained and indeed the two methods gave approximately the same values of concentration at the collocation points. (See Tables F.1 to F.8).

To increase the effect of the diffusion terms, a large value of K_D was also used ($K_D = 0.01075 \text{ cm}^2/\text{s}$). Tables F.2 to F.4 for 'Configuration One' and Tables F.6 to F.8 for 'Configuration Two' present results for $K_D = 0.01075 \text{ cm}^2/\text{sec}$. However, such an increase in K_D did not give a realistic concentration profile.

It was thought that the negative values of concentration could be due to initial instability of the numerical method. It was hoped that after a few time steps a realistic concentration profile would be obtained. A number of time steps were used but no realistic profile could be obtained. Some other schemes were tried to obtain a realistic profile. The important schemes attempted are listed below.

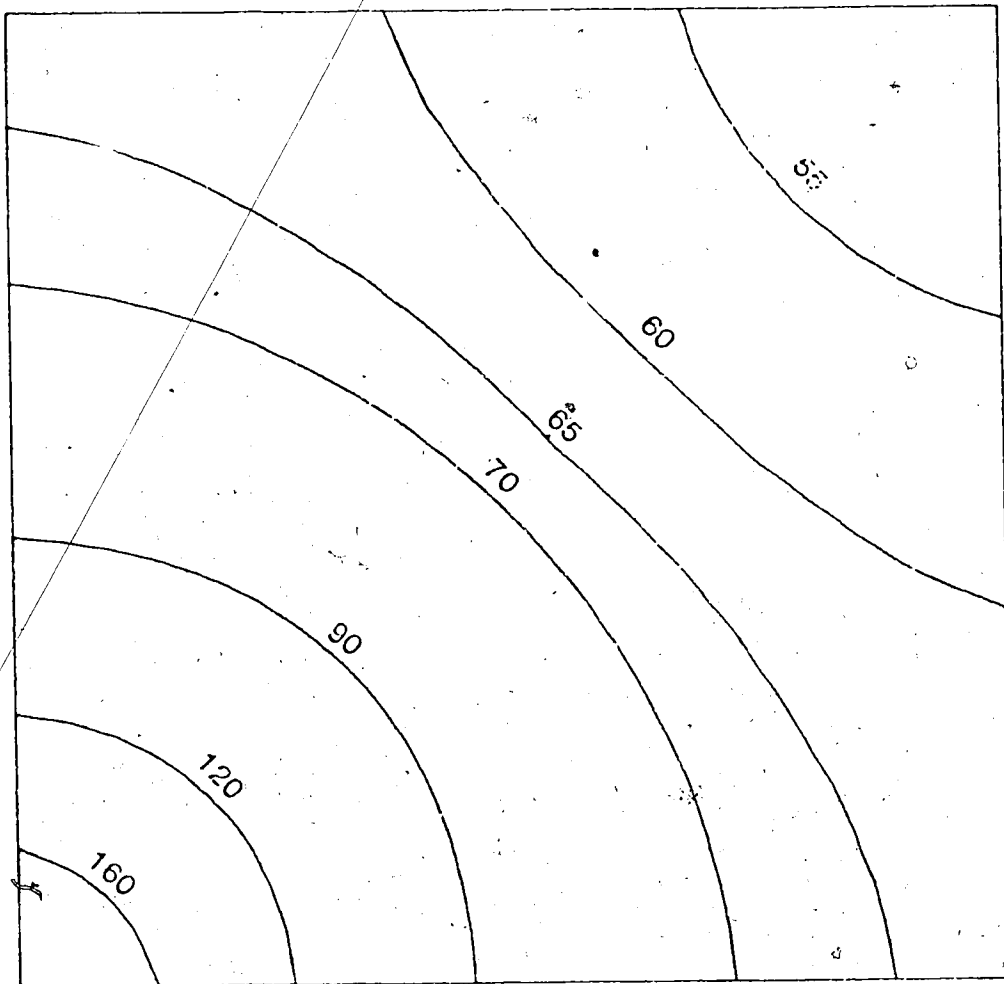
1. At the end of one complete time step all the negative values of concentration were equated to zero. Such a method ensured that no negative value of concentration was used in the determination of the viscosity from Equation (5.3). A few time steps were made using this approach without any success

2. It was found that the negative values of concentration at the boundaries were mainly caused by the continuity of the first derivative condition at the element-interboundaries. To check the negative values of concentration at the two physical boundaries (i.e. at $x = 1$ and $y = 1$) different boundary conditions were used. The concentration at these two boundaries was assumed to be zero. Such alternative boundary conditions are justified since there is practically no change in the concentration for a large period of time at these two physical boundaries. This approach, although removed the negative values of the concentration from the boundaries, did not give a realistic concentration profile.

The various schemes described above gave some insight into the method of orthogonal collocation on finite elements. Since only two elements were used in each direction, there was only one element interboundary per direction. When the continuity of the first derivative was imposed on such an element interboundary, the resulting equations contained the values of concentration of the collocation points situated on the two opposite physical boundaries. Since there is a considerable difference in the concentration change between any two end points in one direction, only two elements per direction are not sufficient to accommodate the large concentration gradient in the formation. A better approximation of the physical situation could be

achieved by using more number of elements. However, extremely high computational demands prevented the use of a larger number of elements.

On further increasing the diffusion coefficient to $1.075 \text{ cm}^2/\text{s}$, the negative concentration values disappeared and a solution was obtained for a total of 50 time steps for $N=3$. A contour for the concentration profile after the 50 time steps is shown in Figure 18. The concentration profile was found to be insensitive to location of the production well. The concentration profile was always symmetric about the line $x=y$. Therefore, this type of a profile indicates that the effect of the convection terms in the convection diffusion equation is negligible and for a large value of the diffusion coefficient, the convection-diffusion equation degenerates to a diffusion equation.



Concentration = contour value $\times 10^{-4}$

FIGURE 18. Contour for Concentration Profile After 50 Time Steps for $K_D = 1.075 \text{ cm}^2/\text{s}$

CHAPTER 6

CONCLUSION AND RECOMMENDATION

6.1 Conclusion:

6.1.1 Finned Tube Problem

The results indicate that the OCFE method on the basis of equivalent number of interior collocation points is superior to the finite-difference method. However, the finite difference approach is simple to apply and the advantage gained by using the OCFE method is lost in the relatively greater programming complexity of the method and its higher computational cost.

6.1.2 Porous Media Problem

Solution of the continuity equation provided excellent mass conservation. However, realistic concentration profiles from the convection-diffusion equation could be generated only for a very high value of the diffusion coefficient.

6.2 Recommendation:

In any future work on the convection-diffusion equation, more elements in each direction should be used.

It is recommended that in any future simulation of porous media problems using the OCFE method, a better algorithm should be developed to minimize the extraneous zeros introduced in the matrix. Such an algorithm would permit the use of a larger number of elements and collocation points at a lesser computational cost.

Bibliography

1. Anderman, R.A., Master's Thesis, University of Washington, Seattle, Washington, 1974.
2. Bladier, C., Master's Thesis, University of Washington, Seattle, Washington, 1973.
3. Bowen, B., and Masliyah, J., Can. J. Chem. Eng., 51, 8-15 (1973).
4. Carey, G.F., and Finlayson, B.A., Chem. Eng. Sci., 30, 587 (1975).
5. Cavendish, J.C., Price, H.S., and Varga, R.S., Soc. Pet. Eng. J., 246, 204-219, June 1969.
6. Chang, P.W., Master's Thesis, University of Washington, Seattle, Washington, 1975.
7. Chang, P.W., and Finlayson, B.A.; in Advances in Computer Methods for Partial Differential Equations - II, R. Vichnevetsky (Editor), 79-86, IMACS (AICA) (1977).
8. Cleanshaw, C.W., and Norton, H.J., Comp. J., 6, 88-92 (1963).
9. Clymer, A.B., and Braun, K.N., in AIAA Simulations for Aerospace Flight Conf., 244-260, AIAA, New York, (1963).
10. Crandall, S.H., "Engineering Analysis", McGraw Hill Book Company, New York (1956).
11. Culham, W.E., and Varga, R.S., Soc. Pet. Eng. J., 11 374-388, Nov. 1971.
12. Deboor, C., and Swartz, B., SIAM J. Num. Anal., 10, 582-606 (1973).
13. Douglas, J. Jr., in The Mathematical Foundation of the Finite Element with Applications to Partial Differential Equations, A. K. Aziz (Editor), 475-490, Academic Press, New York (1972).
14. Douglas, J. Jr., and Dupont T., Math. Comp., 27, 17-28 (1973).
15. Finlayson, B.A., Chem. Eng. Sci., 6, 1081-1091 (1971).
16. Finlayson, B.A., "The Method of Weighted Residuals and Variational Principles", Academic Press, New York (1972).
17. Finlayson, B.A., in "Mathematical Foundations, Aerodynamics and Lubrication", R.H. Gallagher, J.T. Oden, C. Taylor, and O. C. Zienkiewicz (Editors), Chapter 1, Wiley, New York (1974).
18. Finlayson, B.A., and Scriven, L.E., App. Mech. Rev., 19, 735-748 (1966).

19. Ferguson, N.B., and Finlayson, B.A., *AIChE J.*, 18, 1053-1059 (1972).
20. Frazer, R.A., Jones, W.P., and Skan, S.W., Reprinted in Great Britain Air Ministry Aero. Res. Comm. Tech. Rep., 1, 517-549 (1937).
21. Kan, H., Internal Report, University of Alberta, Edmonton, Alberta, (1978).
22. Lanczos, C., *J. Math. Phys.*, 17, 123-199 (1938).
23. Lanczos, C., "Applied Analysis", Prentice Hall, Englewood Cliffs, New Jersey, (1956).
24. McMichael, C.L., and Thomas, G.W., *Soc. Pet. Eng. J.*, 13, 125-138, June, 1973.
25. Masliyah, J.H., Unpublished Work, 1975.
26. Nandakumar, K., and Masliyah, J.H., *Chem. Eng. J.*, 10, 113-130 (1975)
27. Norton, H.J., *Comp. J.*, 7, 76-85 (1964).
28. Peaceman, D.W., and Rachford, H.H., *J. Soc. Indust. App. Math*, 3, 28-41 (1955).
29. Ratkowsky, D.A., and Epstein, N., *Can. J. Chem. Eng.*, 46, 22-26 (1968).
30. Settari, A., Price, H.S., and Dupont, T., Paper presented at the Fourth Symposium of Numerical Simulation of Reservoir Performance of the Society of Petroleum Engineers of AIME, Los Angeles, California, February, 1976.
31. Sincovec, R.F., *Soc. Pet. Eng. J.*, 17, 345-352, October, 1977.
32. Slater, J.C., *Phy. Rev.*, 45, 794-801 (1934).
33. Sparrow, E.M., and Haji-Sheikh, A., *J. Heat Transfer, Trans. ASME, Ser. C* 90, 103-108 (1968).
34. Sparrow, E.M., and Loeffler, A.L., Jr., *AIChE J.*, 5, 325-330 (1959).
35. Soliman, H.M., and Feingold, A., *Chem. Eng. J.*, 14, 119-128 (1977).
36. Vichnevetsky, R., *IEEE Trans. Comp.*, C 18, 499-512 (1969).
37. Villadsen, J.V., and Stewart, W.E., *Chem. Eng. Sci.*, 22, 1483-1501, (1967).
38. Wright, K., *Comp. J.*, 6, 358-365 (1964).
39. Young, L.C., and Finlayson, B.A., *Ind. Eng. Chem. Fundamentals*, 12, No. 4, 412-422 (1973).

APPENDIX A

Computer Program to Generate Matrices A, B and w.

The accompanying computer program generates matrices for the orthogonal collocation method for a general polynomial approximation satisfying Equation (3.13a). The first and the second derivative approximations are represented by A and B matrices, respectively. The program can be used for up to 18 interior collocation points. With minor modifications it can be used for any number of collocation points. Appendix B contains the tabulation of the matrices up to 10 interior collocation points. Double precision arithmetic was used to insure a high accuracy.


```

=====
C
C
C      MATRICES FOR THE METHOD OF ORTHOGONAL COLLOCATION
C
C      (GENERAL POLYNOMIAL APPROXIMATION)
C
C
=====

```

```

C
C      THE PROGRAM USES SUBROUTINE MINV WHICH IS AVAILABLE
C      IN THE SSP LIBRARY.
C

```

```

C      INPUT DATA REQUIRED
C

```

1. TOTAL NUMBER OF INTERIOR COLLOCATION POINTS.
2. COLLOCATION ABSCISSAS.

```

C      N: THE NUMBER OF INTERIOR COLLOCATION POINTS
C      X : COLLOCATION ABSCISSAS
C

```

```

C      IMPLICIT REAL * 8 (A - H, O - Z), INTEGER (I - N)
C      DIMENSION Q(20, 20), P(20, 20), X(20), W(1, 20), L(20), M(20), QI(
C      &20, 20), C(20, 20), F(1, 20), V(50), A(20, 20), B(20, 20), D(20,
C      &20)
C

```

```

C      READ THE NUMBER OF INTERIOR COLLOCATION POINTS
C

```

```

C      READ (5,140) N
C      WRITE (6,170)
C      N2 = N + 2
C      WRITE (6,260) N
C

```

```

C      READ THE COLLOCATION ABSCISSAS
C

```

```

C      READ (5,130) (X(I), I = 1, N2)
C      DO 20 I = 1, N2
C      DO 20 J = 1, N2
C      IF (X(J) .LT. 1.E - 40) GO TO 10
C      Q(J, I) = X(J) ** (I - 1)
C      C(J, I) = (I - 1) * ((X(J)) ** (I - 2))
C      D(J, I) = (I - 1) * (I - 2) * ((X(J)) ** (I - 3))
C      GO TO 20
10  Q(J, I) = 0.D0
C      Q(1, 1) = 1.D0
C      C(J, I) = 0.D0
C      C(J, 2) = 1.D0
C      D(J, I) = 0.D0
C      D(J, 3) = 2.D0
20  CONTINUE
C      WRITE (6,210)
C      DO 30 IJ = 1, N2
C      WRITE (6,120) (Q(IJ, K), K = 1, N2)
30  CONTINUE
C      DO 40 I = 1, N2
C      DO 40 J = 1, N2
C      K = I + N2 * (J - 1)
C      V(K) = Q(I, J)
40  CONTINUE

```

```

C
C   SUBROUTINE MINV CALCULATES MATRIX INVERSE.
C
CALL MINV(V, N2, DET, L, M)
DO 50 I = 1, N2
DO 50 J = 1, N2
K = I + N2 * (J - 1)
QI(I, J) = V(K)
50 CONTINUE
WRITE (6,220)
DO 60 IJ = 1, N2
WRITE (6,120) (QI(IJ, K), K = 1, N2)
60 CONTINUE
ZI = 0.DO
DO 70 IJ = 1, N2
ZI = ZI + 1.DO
F(1, IJ) = 1.DO / ZI
70 CONTINUE
WRITE (6,230)
WRITE (6,150) (F(1, II), II = 1, N2)
WRITE (6,240)
DO 80 IJ = 1, N2
WRITE (6,120) (C(IJ, K), K = 1, N2)
80 CONTINUE
WRITE (6,250)
DO 90 IJ = 1, N2
WRITE (6,120) (D(IJ, K), K = 1, N2)
90 CONTINUE
CALL MMPL(C, QI, A, N2, N2, N2)
CALL MMPL(D, QI, B, N2, N2, N2)
CALL MPLY(F, QI, W, 1, N2, N2)
WRITE (6,180)
WRITE (6,150) (W(1, J), J = 1, N2)
WRITE (6,190)
DO 100 IJ = 1, N2
WRITE (6,160) (A(IJ, K), K = 1, N2)
100 CONTINUE
WRITE (6,200)
DO 110 IJ = 1, N2
WRITE (6,160) (B(IJ, K), K = 1, N2)
110 CONTINUE
STOP
C
120 FORMAT (8F15.6)
130 FORMAT (D12.40)
140 FORMAT (I2)
150 FORMAT (F10.6)
160 FORMAT (8F15.6)
170 FORMAT ( / /, 'ORTHOGONAL COLLOCATION METHOD', / / )
180 FORMAT ( / /, 'VECTOR W', / / )
190 FORMAT ( / /, 'MATRIX A', / / )
200 FORMAT ( / /, 'MATRIX B', / / )
210 FORMAT (' Q MATRIX', / / )
220 FORMAT ( / /, 'INVERSE OF Q MATRIX', / / )
230 FORMAT ( / /, 'VECTOR F', / / )
240 FORMAT ( / /, 'MATRIX C', / / )
250 FORMAT ( / /, 'MATRIX D', / / )
260 FORMAT ( / /, 'NUMBER OF INTERIOR COLLOCATION POINTS = ', I2, / / )
C
END

```

C
C

```
SUBROUTINE MMPL(A, B, C, L, M, N)
  IMPLICIT REAL * 8(A - H, O - Z), INTEGER(I - N)
  DIMENSION A(20, 20), B(20, 20), C(20, 20)
  DO 20 J = 1, N
  DO 20 I = 1, L
  C(I, J) = 0.00
  DO 10 K = 1, M
  C(I, J) = C(I, J) + A(I, K) * B(K, J)
10 CONTINUE
20 CONTINUE
  RETURN
  END
```

C
C

```
SUBROUTINE MPLM(A, B, C, L, M, N)
  IMPLICIT REAL * 8(A - H, O - Z), INTEGER(I - N)
  DIMENSION A(1, 20), B(20, 20), C(1, 20)
  DO 20 J = 1, N
  C(1, J) = 0.00
  DO 10 K = 1, M
  C(1, J) = C(1, J) + A(1, K) * B(K, J)
10 CONTINUE
20 CONTINUE
  RETURN
  END
```

APPENDIX B

Tabulation of Matrices A, B and w.

NUMBER OF INTERIOR COLLOCATION POINTS= 1

VECTOR W (WEIGHTING FACTOR)

0.166667
0.666667
0.166667

MATRIX A

-3.000000	4.000000	-1.000000
-1.000000	0.0	1.000000
1.000000	-4.000000	3.000000

MATRIX B

4.000000	-8.000000	4.000000
4.000000	-8.000000	4.000000
4.000000	-8.000000	4.000000

NUMBER OF INTERIOR COLLOCATION POINTS = 2

VECTOR w (WEIGHTING FACTOR)

-0.000000
0.500000
0.500000
-0.000000

MATRIX A

-7.000000 8.196152
-2.732051 1.732051
0.732051 -1.732051
-1.000000 2.196152

-2.196152
1.732051
-1.732051
-8.196152

1.000000
-0.732051
2.732051
7.000000

MATRIX B

24.000000
16.392305
-4.392305
-12.000000

-37.176915
-24.000000
12.000000
25.176915

25.176915
12.000000
-24.000000
-37.176915

-12.000000
-4.392305
16.392305
24.000000

NUMBER OF INTERIOR COLLOCATION POINTS = 3

VECTOR W (WEIGHTING FACTOR)

0.000000
0.277778
0.444444
0.277778
0.000000

MATRIX A

-13.000000	14.788306	-2.666667	1.878361	-1.000000
-5.323790	3.872983	2.065591	-1.290994	0.676210
1.500000	-3.227486	-0.000000	3.227486	-1.500000
-0.676210	1.290994	-2.065591	-3.872983	5.323790
1.000000	-1.878361	2.666667	-14.788306	13.000000

MATRIX B

84.000000	-122.063167	58.666667	-44.603500	24.000000
53.237900	-73.333333	26.666667	-13.333333	6.762100
-6.000000	16.666667	-21.333333	16.666667	-6.000000
6.762100	-13.333333	26.666667	-73.333333	53.237900
24.000000	-44.603500	58.666667	-122.063167	84.000000

NUMBER OF INTERIOR COLLOCATION POINTS = 4

VECTOR W (WEIGHTING FACTOR)

-0.000000
 0.173927
 0.326073
 0.326073
 0.173927
 -0.000000

MATRIX A

-21.000000
 -8.778306
 2.495250
 -1.229056
 0.654970
 -1.000000

23.630444
 6.664000
 -5.184822
 2.249653
 -1.161256
 1.763122

-3.679876
 2.840481
 0.768829
 -2.941340
 1.232462
 -1.812554

1.812554
 -1.232462
 2.941340
 -0.768829
 -2.840481
 3.679876

1.000000
 -0.654970
 1.229056
 -2.495250
 8.778306
 21.000000

MATRIX B

220.000000
 135.863821
 -11.285451
 5.558744
 -10.137114
 -40.000000

-311.798359
 -183.029674
 31.822354
 -10.951063
 18.174258
 70.261784

132.253155
 59.659350
 -36.970326
 21.825742
 -20.530641
 -70.716581

-70.716581
 -20.530641
 21.825742
 -36.970326
 59.659350
 132.253155

70.261785
 18.174258
 -10.951063
 31.822354
 -183.029674
 -311.798359

-40.000000
 -10.137114
 5.558744
 -11.285451
 135.863821
 220.000000

NUMBER OF INTERIOR COLLOCATION POINTS = 5

VECTOR V (WEIGHTING FACTOR)

0.000000
 0.118063
 0.229310
 0.284444
 0.235314
 0.118063
 0.000000

MATRIX A

-31.000000	34.699724	-5.031518	2.133333	-1.509422	1.707804	-1.000000
-13.096091	10.134081	3.979729	-1.446279	0.987518	-1.103534	0.644576
3.752156	-7.623116	1.167066	3.412150	-1.857116	1.940842	1.119622
-1.675000	3.364054	-4.043058	0.000000	4.043058	-3.368054	1.875000
1.119622	-1.940842	1.857116	-3.412150	-1.516706	7.625116	-3.732156
-0.644576	1.103534	-0.987518	1.446279	-3.879729	-10.134081	13.096091
1.000000	-1.707804	1.509422	-2.133333	5.031518	-34.699724	31.000000

MATRIX B

579.999999	-671.968385	268.346506	-123.733333	89.659712	-102.304900	60.000000
722.015037	-350.420538	120.839145	-35.697494	22.749456	-24.802174	14.416968
-21.024726	59.916814	-66.912395	35.697494	-12.531160	11.261251	-6.307280
7.500200	-10.867044	30.033711	-45.333333	30.033711	-14.867044	7.500000
-6.307280	11.261251	-12.531160	35.697494	-66.912395	59.816814	-21.024726
14.416568	-24.802174	22.749456	-35.697494	120.839145	-390.420939	292.915038
60.000000	-102.304900	89.659712	-123.733333	268.346906	-671.968385	480.000000

NUMBER OF INTERIOR COLLECTION POINTS = 6

VECTOR W (WEIGHTING FACTOR)

-0.000000
 0.085662
 0.180381
 0.233957
 0.233957
 0.180381
 0.085662
 0.000000

MATRIX A

-82.000000 47.989761
 -18.277284 14.290654
 5.213764 -10.550525
 -2.636538 4.688723
 1.620929 -2.77985
 -1.063306 1.791975
 0.638703 -1.078421
 -1.000000 1.577011

-6.689145
 5.151964
 2.349705
 -5.379349
 2.526326
 -1.512180
 0.876916
 -1.363179

2.616719
 -1.772041
 4.163815
 0.505053
 -4.190778
 1.955470
 -1.049905
 1.608497

-1.508497
 1.049905
 -1.955470
 4.190778
 -0.505053
 -4.163815
 1.772041
 -2.616714

1.363179
 -0.876916
 1.512380
 -2.526326
 5.379349
 -2.349705
 -5.151964
 6.689145

-1.677011
 1.072421
 -1.795975
 2.717989
 -4.688723
 10.551525
 -18.277284
 83.000000

MATRIX B

924.000000
 560.220666
 -37.055750
 11.184594
 -6.875184
 7.557229
 -19.577009
 -84.000000

495.918786
 223.220705
 -116.339981
 45.473410
 -13.787161
 11.681891
 -27.264391
 -113.951015

-211.290168
 -60.862959
 58.979791
 -65.377904
 39.366746
 -39.366746
 -17.882184
 33.593730
 133.136276

133.136276
 33.593730
 -17.882184
 39.366746
 -65.377904
 58.979791
 -60.862959
 -211.290168

-113.951015
 -27.264391
 11.681891
 -13.787161
 45.473410
 -116.339981
 223.220705
 495.918787

140.751683
 32.951373
 -12.947770
 12.300187
 -22.284687
 106.006784
 -742.282115
 -1284.565563

-84.000000
 -19.577009
 7.557229
 -6.875184
 11.184594
 -37.055750
 560.220666
 924.000000

NUMBER OF INTERIOR COLLOCATION POINTS = 7

VECTOR W (WEIGHTING FACTOR)

-0.000000
 0.067742
 0.130853
 0.190915
 0.250980
 0.190915
 0.130853
 0.067742
 -0.000000

MATRIX A

-57.000000	63.498187	-8.626161	3.218562	-1.028571	1.360266	-1.280249	1.657966
-1.000000	19.136365	6.647609	-2.178562	1.192380	-0.873485	0.816194	-1.053621
0.635057	6.241065	3.298731	5.110136	-2.212009	1.495064	-1.348561	1.714608
-1.030156	6.221143	-6.246419	0.971747	4.712161	-2.463994	2.032302	-2.498301
1.487856	-3.724038	3.284625	-5.153701	0.000000	5.153701	-3.284625	3.724038
-2.187500	2.494341	-2.032302	2.463994	-4.712161	-0.971747	6.946419	-6.221143
-1.487856	-1.714608	1.348561	-1.495064	2.212009	-5.110136	-3.294731	13.964880
3.520456	1.053621	-0.816194	0.873485	-1.192380	2.178562	-6.647609	-19.136365
1.030156	-1.657966	1.280249	-1.360266	1.028571	-3.218562	8.626161	-63.498187
-0.635057							
24.521936							
1.000000							
57.000000							

MATRIX B

1624.000000	-2247.991161	849.885999	-345.247862	201.142857	-151.200061	143.007875	-185.605649
112.000000	-1244.766277	382.521441	-99.420096	50.660910	-36.009313	33.169047	-42.545185
990.780842	177.681949	-192.199515	94.564909	-26.508061	15.063785	-12.523525	15.355060
25.606631	-33.715020	69.272481	-97.034209	55.600997	-16.931290	11.034810	-12.211361
-61.690334	15.694897	-17.739645	50.794748	-80.000000	50.794748	-17.739645	15.694897
-9.154268	-12.211361	11.034810	-16.931290	55.600997	-97.034209	69.272481	-33.715020
16.858608	15.355060	-12.523525	15.063785	-26.508061	94.564909	-192.199515	177.081949
7.424984	-42.545185	33.169047	-36.009313	50.660910	-99.420096	382.521441	-1294.766277
-8.750000	-185.605649	143.007875	-143.007875	201.142857	-345.247862	849.885999	-2247.991161
8.750000							
16.858608							
-9.154268							
-61.690334							
25.606631							
940.780842							
112.000000							
1624.000000							

NUMBER OF INTERIOR COLLIMATION POINTS = 8

VECTOR V (WEIGHTING FACTOR)

-0.000000
 0.050414
 0.111191
 0.156653
 0.181342
 0.181342
 0.156852
 0.111191
 0.050414
 -0.000000

MATRIX A

-73.000000 81.223535
 -1.645177 1.060000
 -31.230000 24.673354
 1.941352 -0.632536
 8.914467 -1.908874
 -1.663792 7.968804
 -4.527522 1.409180
 2.331610 -4.792100
 -2.827032 1.950627
 -3.255013 3.255013
 -1.950627 4.792190
 4.792190 1.409180
 1.409180 -7.968804
 -7.968804 1.950627
 -1.098874 17.665476
 17.665476 0.632636
 0.632636 -24.673354
 -24.673354 1.060000
 1.060000 -1.645177
 -1.645177 73.000000

-10.852921 3.924518 -2.122025 1.464189 -1.220595 1.228254
 8.362057 -2.655769 1.383075 -0.939430 0.777088 -0.778824
 4.361442 6.224194 -2.560891 1.602304 -1.276352 1.255230
 -8.741958 1.452117 5.440369 -2.625140 1.902832 -1.792652
 4.153551 -6.282481 0.379644 5.451533 -3.031485 2.598803
 -2.598803 3.031485 -5.451533 -0.379644 6.282481 -4.153551
 1.792652 -1.902832 2.625140 -5.440369 -1.902832 0.741958
 -1.255230 1.276352 -1.602304 2.560891 -6.224194 -4.961442
 0.778824 -0.777088 0.939430 -1.383075 2.555769 -8.362657
 -1.228254 1.220595 -1.464189 2.122025 -3.924518 10.852921

MATRIX B

2663.989994 -3677.014145
 236.877562 -144.600000
 1608.744011 -2113.392370
 13.54051 -32.508156
 -97.696537 280.907522
 -15.310559 11.046351
 25.020204 -50.171959
 13.088894 -7.781758
 -11.701791 21.031169
 -13.855396 8.074191
 8.074191 -13.855396
 21.031169 -11.701791
 -7.781758 13.088894
 -50.171959 25.020204
 11.046351 -18.066391
 280.907522 -97.606537
 53.554051 -32.508156
 1608.744011 -2113.392370
 -144.600000 236.867562
 -3677.014145 2663.989994

1371.026631 -519.893947 299.420769 -208.822661 175.006359 -1776.590563
 617.104369 -155.482609 75.368841 -49.641410 40.437206 -40.203940
 -302.783370 146.117517 -39.042583 20.516053 -14.994770 14.100436
 103.580096 -142.810312 79.411961 -22.435091 12.767810 -10.629524
 -23.939119 68.688100 -105.033922 63.577703 -19.405437 12.579501
 12.579501 -19.405437 63.577703 -105.033922 68.688100 -23.939119
 -10.629524 12.767810 -22.435091 79.411961 -142.810312 103.580096
 14.994770 -14.994770 20.516053 -39.042583 146.117517 -302.783370
 -40.203940 40.437206 -49.641410 75.368841 -155.482609 617.104369
 -176.590563 175.006359 -208.822661 299.420769 -519.893947 1371.026631

NUMBER OF INTERIOR COLLOCATION POINTS = 9

VECTOR v (WEIGHTING FACTOR)

-0.000000
 0.049637
 0.090324
 0.130305
 0.156174
 0.165120
 0.156174
 0.130305
 0.090324
 0.049637
 -0.000000

MATRIX A

-91.000000	101.166549	-13.362249	4.728605	-2.472876	1.625397	-1.261871	1.133164
-1.193331	1.636614	-1.000000	-3.199487	1.611337	-1.042402	0.802801	-0.717749
-39.001694	30.893183	10.295933	7.495047	-2.980533	1.774704	-1.314652	1.151402
0.750019	0.750019	0.630547	1.966642	6.322868	-2.898938	1.949666	-1.630334
11.134161	-22.252438	5.550665	-7.568252	0.724702	5.999549	-3.084008	2.333682
-1.196128	1.629720	-0.994349	3.667523	-6.341212	0.000000	6.341212	-3.667533
-5.658922	9.932072	-10.764714	-7.568252	0.724702	5.999549	-3.084008	2.333682
1.653694	1.356122	1.356122	3.667523	-6.341212	0.000000	6.341212	-3.667533
3.542337	-5.987251	5.123933	-2.460938	3.084008	-5.999549	-0.724702	7.568252
-2.260062	2.982970	-2.982970	-1.807601	3.084008	-5.999549	-0.724702	7.568252
-2.460538	4.093833	-4.093833	2.460938	-1.949666	2.858938	-6.322868	-1.966642
3.224699	-4.093833	3.224699	-2.460938	3.084008	-5.999549	-0.724702	7.568252
1.807601	-2.982970	2.260062	-2.133682	3.084008	-5.999549	-0.724702	7.568252
-5.121933	5.987251	-3.542337	1.630334	-1.949666	2.858938	-6.322868	-1.966642
-1.356122	2.228086	-1.653694	-1.451402	1.314652	-1.774704	2.980533	-7.495047
0.994349	-9.932072	5.658922	-1.451402	1.314652	-1.774704	2.980533	-7.495047
-5.554065	22.252438	-11.134161	0.717749	-0.802801	1.042402	-1.611337	3.199487
-0.630947	1.032087	-0.754018	0.717749	-0.802801	1.042402	-1.611337	3.199487
-10.295933	-30.893183	39.001694	-1.133164	1.261871	-1.625397	2.472876	-4.728605
1.000000	-1.636614	1.193331	4.728605	-2.472876	1.625397	-1.261871	1.133164
13.362249	-101.166549	91.000000	-81.1684653	435.425585	-289.320634	225.849042	-203.426336

MATRIX B

4140.000011	-5702.850841	2105.958935	-81.1684653	435.425585	-289.320634	225.849042	-203.426336
214.566465	-294.537574	180.000000	-233.795069	109.587772	-68.725505	52.096454	-46.171014
2489.506249	-3273.041904	947.964871	217.901747	-56.403667	28.204734	-19.135492	15.967511
48.268781	-65.964431	40.273795	-206.083900	112.347658	-30.307286	15.986054	-11.728538
-147.916727	426.493493	-457.448086	151.043493	-56.403667	28.204734	-19.135492	15.967511
-16.148185	21.716333	-13.211661	-206.083900	112.347658	-30.307286	15.986054	-11.728538
36.288647	-72.911632	151.043493	-206.083900	112.347658	-30.307286	15.986054	-11.728538

NUMBER OF INTERIOR COLLISION POINTS = 10

VECTOR W (WEIGHTING FACTOR)

-0.00000
 0.03136
 0.07472
 0.10554
 0.13463
 0.14772
 0.14772
 0.13463
 0.10554
 0.07472
 0.03136
 -0.00000

MATRIX A

-111.000000	123.325679	-16.153004	5.627928	-2.874307	1.826900	-1.353930	1.136180
-1.074342	1.168664	-1.630267	-1.000000	-1.872636	-1.171338	0.860712	-0.719235
-47.636819	37.817153	12.445910	-3.807701	-0.629721	-1.992175	-1.407162	1.150885
0.670247	-0.776656	1.026793	-0.629721	6.874711	7.338108	2.080943	-1.622278
13.630252	-27.120329	6.874711	8.917078	0.993973	-3.248816	-3.279449	2.307362
-1.071928	1.159485	-1.605675	0.993973	2.523797	6.711363	6.711074	-3.597581
-6.915299	12.112547	-13.013944	-1.320092	1.067255	0.304497	-0.304497	7.362417
1.471966	-1.564350	2.157548	-9.006492	-7.362417	-6.711074	-6.711363	-1.067255
8.334776	-7.311348	6.200933	-2.803114	3.597581	-6.711074	3.248816	-7.338108
-1.991117	2.061445	-2.803114	1.713087	-2.307362	3.279449	-6.711363	3.861866
-3.022441	5.016507	-3.914507	4.374278	1.622278	-2.080943	3.248816	-7.338108
2.801828	-2.764985	3.686089	-2.234129	-1.150885	1.407162	-1.992175	3.861866
2.239129	-3.686460	2.764985	-2.801828	0.719235	-0.860712	1.171338	-1.872636
-4.374278	3.914507	-5.9016407	3.022441	-1.136180	1.353930	-1.826900	2.874307
-1.713467	2.003114	-2.061445	-1.991117	617.804745	-396.985966	295.749334	-249.061440
9.006492	-6.200933	7.311348	-4.374278	155.493744	-94.272313	68.165742	-56.443110
1.320092	-2.157548	1.564350	-1.471966	817.804745	-396.985966	295.749334	-249.061440
-2.521797	13.013944	-12.112547	6.915299	155.493744	-94.272313	68.165742	-56.443110
-0.963973	1.605675	-1.155985	-13.600252	817.804745	-396.985966	295.749334	-249.061440
-8.917478	-6.874711	27.120329	-13.600252	155.493744	-94.272313	68.165742	-56.443110
0.629721	-1.074342	0.736636	-0.678247	817.804745	-396.985966	295.749334	-249.061440
3.807701	-12.445910	-37.817153	47.636819	155.493744	-94.272313	68.165742	-56.443110
-1.000000	1.630267	-1.168664	1.074342	817.804745	-396.985966	295.749334	-249.061440
-5.627928	16.153004	-123.325679	111.000000	155.493744	-94.272313	68.165742	-56.443110

MATRIX B

6180.000015
 235.945013
 3699.510811
 52.939669

CONTINUED

-216.154051	623.982171	-666.992155	314.741505	-79.677630	38.517795	-24.898933	19.369392
-17.514555	18.56723	-24.564652	15.639385	156.351739	-40.893336	20.553173	-14.019909
51.376341	-103.302440	214.703199	-290.809333	-9.807473	108.678602	-29.528747	15.572924
11.762164	-11.997680	16.110354	-127.244139	-188.672008	-155.568846	94.328839	-26.905100
-21.349145	38.560773	-44.223546	8.439070	99.022443	94.328839	99.022443	99.022443
-11.407168	10.750611	-13.979504	-30.316203	-26.905100	94.328839	-155.568846	99.022443
12.363791	-21.218173	19.479068	-9.159522	15.572924	-29.528747	108.678602	-188.672008
12.237059	-12.551791	14.5378440	15.237058	-14.019909	20.553173	-40.893336	156.351739
-9.152522	15.378440	-12.591791	12.363751	19.369392	-24.898933	38.517795	-79.677630
-30.2316203	-19.429063	-21.264178	-11.407168	-56.443110	68.165742	-94.272313	155.493744
8.439070	-13.979504	10.750611	-21.349145	-249.061441	295.749335	-396.985966	617.804745
127.214139	-44.223546	36.500773	11.762164	6160.000015			
-4.807473	16.110354	-11.947660	51.376341				
-290.809333	214.703199	-103.379240	-17.514555				
15.639388	-25.569652	18.566723	-216.164051				
314.741508	-666.992155	623.982171	3699.510811				
-40.904586	79.769351	-57.317265	235.945013				
-339.710889	1398.726517	-4857.957673	-256.936931				
-220.000901	348.615686	-256.936931	-8473.084695				
-1170.180443	3107.134681	-8473.084695					

APPENDIX C

Solution of a One-Dimensional Problem

The method of orthogonal collocation on finite elements was used to solve a simple one-dimensional problem. The same approach was applied to solve the two-dimensional fin problem. The problem considered is

$$\frac{d^2 y}{dx^2} + \frac{dy}{dx} = 12x^2 + 4x^3 + 1 \quad (C.1)$$

$$y(0) = 1$$

$$y(1) = 1$$

The analytical solution to the differential equation is $y = x^4 + x + 1$. The approach which is due to Carey and Finlayson (1975) was applied here. The domain $0 \leq x \leq 1$ was divided into NE elements as shown below (Figure C.1).




FIGURE C.1 Location of The Collocation Points

For the Figure C.1, $NE=6$. A new variable u is defined such that

$$u^\ell = \frac{x - x_\ell}{x_{\ell+1} - x_\ell} \quad \text{where } \ell=1, \dots, NE \quad (C.2)$$

Thus u varies from zero to one in each element ℓ . Interior collocation points in each element are the roots to $P_n(u) = 0$ where P_n is a shifted Legendre polynomial in the interval $0 \leq u \leq 1$. Roots to the polynomial are given in Finlayson (1972).

Introducing the variable u and applying OCFE to Equation (C.1) at each interior collocation points, yields,

$$\left(\frac{1}{\Delta x_\ell}\right)^2 \sum_{i=1}^{NPX} B_{j,i} x_i^\ell + \frac{1}{\Delta x_\ell} \sum_{i=1}^{NPX} A_{j,i} y_i^\ell = (12x^2 + 4x^3 + 1)_j^\ell \quad (C.3)$$

where $\ell = 1, \dots, NE$

$j = 2, \dots, N+1$

and $NPX = N+2$

N is the total number of interior collocation points.

At the common point between the elements, continuity of the first derivative is applied, i.e.

$$\frac{1}{\Delta x_\ell} \sum_{i=1}^{NPX} A_{n+2,i} y_i^\ell = \frac{1}{\Delta x_{\ell+1}} \sum_{i=1}^{NPX} A_{1,i} y_i^{\ell+1} \quad (C.4)$$

The two boundary conditions become

$$y_1^1 = 1 \text{ and } y_{NPX}^{NE} = 3 \quad (C.5)$$

Solution of the Equations:

Equation (C.3) together with Equations (C.4) and (C.5) can be written as

$$\bar{T} \bar{x} = \bar{F} \quad (C.6)$$

Matrix \bar{T} has a block diagonal structure as shown in Figure C.2.

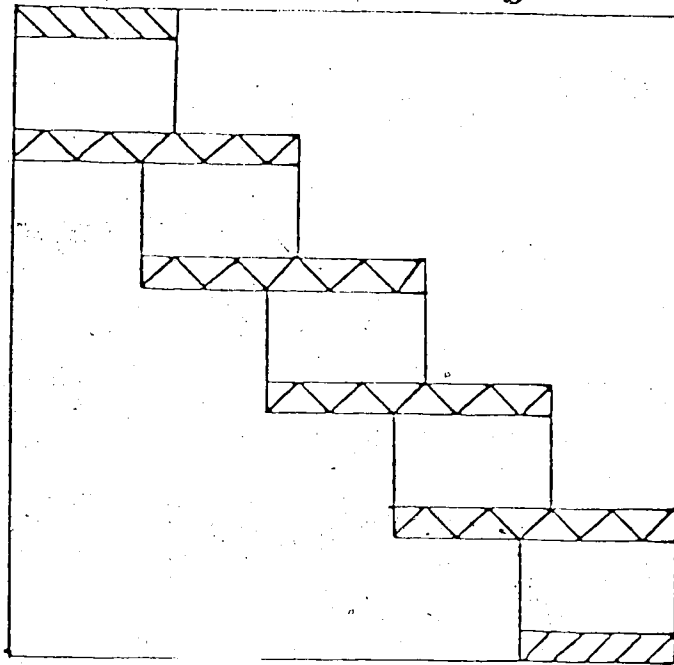
Blocks were stored in a three dimensional array $S(j,i,\ell)$

where

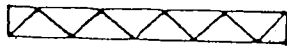
$$j = 1, \dots, N+2$$

$$i = 1, \dots, N+2$$

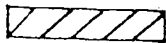
$$\ell = 1, \dots, NE$$



ELEMENTS IN THE MATRIX DUE TO B.C.1



ELEMENTS IN THE MATRIX DUE TO
CONTINUITY OF THE FIRST DERIVATIVE



ELEMENTS IN THE MATRIX DUE TO B.C.2

Clear areas in the blocks represent matrix elements due to the interior collocation points. The size of each block is $(N+2) * (N+2)$

FIGURE C.2. Block Diagonal Matrix

The scheme is due to Carey and Finlayson and was applied to this problem:

$$\begin{aligned} \text{BC1: } S(1,1,1) &= 1 \\ S(1,i,1) &= 0 \quad i=2 \dots N+2 \\ F(1) &= 1 \end{aligned}$$

$$\begin{aligned} \text{BC2: } S(N+2,i,NE) &= 0 \quad i = 1 \dots N+1 \\ S(N+2, N+2, NE) &= 1 \\ F[(N+1) NE+1] &= 3 \end{aligned}$$

Continuity of the First Derivative:

$$\begin{aligned} \ell &= 1 \dots NE-1 \\ S(N+2, i, \ell) &= A(N+2, i) \quad i = 1 \dots N+1 \\ &= A(N+2, i) - \frac{\Delta x_\ell}{\Delta x_{\ell+1}} A(1,1) \quad i = N+2 \\ \ell &= 2 \dots NE \\ S(1, i, \ell) &= S(N+2, N+2, \ell-1) \quad i = 1 \\ &= - \frac{\Delta x_{\ell-1}}{\Delta x_\ell} A(1, i) \quad i = 2 \dots N+2 \\ F[(N+1)(\ell-1) + 1] &= 0 \end{aligned}$$

Interior Collocation Points:

$$\begin{aligned} \ell &= 1 \dots NE \\ j &= 2 \dots N+1 \\ S(j, i, \ell) &= B(j, i) + \Delta x_\ell A(j, i) \quad i = 1 \dots N+2 \\ F\{(N+1)(\ell-1) + j\} &= \Delta x_\ell^2 [12x^2 + 4x^3 + 1]_j^\ell \end{aligned}$$

Matrix \bar{T} , which has a block diagonal structure, was converted to a band structure by introducing zeros at the appropriate places as shown in Figure C.3.

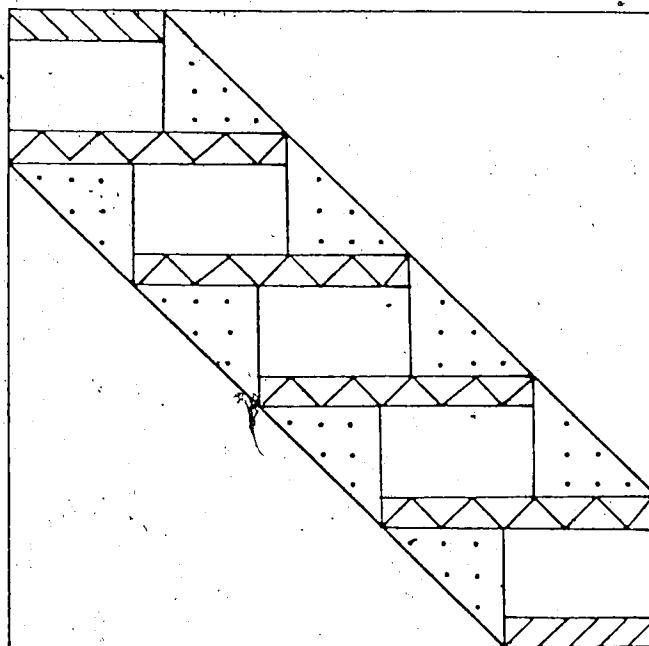


FIGURE C.3. Block Diagonal Matrix as a Band Structured Matrix

Function index in the accompanying computer program introduces zeroes at the appropriate places. Subroutine GELB from the SSP library was used to solve the resulting matrix.

Results:

Table C.1 shows the analytical solution and the solution obtained using OCFE. The numerical solution is in very good agreement with the analytical solution. In order to facilitate the comparison over the interval of $(0,1)$, results for only odd number of collocation points are presented. Various values of NE and NPX were tried. In all the cases considered, excellent agreement with the analytic solution was observed.

Table C.1

Comparison of the Analytical and Numerical Results
For a One-Dimensional Problem.

S.No	X	Analytical Solution	Solution Using OCFE NE=5		
			NPX=3	NPX=5	NPX=7
1	0	1	.99999	.99999	.99999
2	.1	1.1001	1.099151	1.10116	1.10005
	.2	1.2016	1.199564	1.20172	1.20152
4	.3	1.3081	1.305964	1.30827	1.30804
5	.4	1.4256	1.423069	1.42581	1.42554
6	.5	1.5625	1.56041	1.56272	1.562441
7	.6	1.7296	1.72754	1.72983	1.72954
8	.7	1.9401	1.93879	1.94029	1.94006
9	.8	2.2096	2.20851	2.20976	2.20958
10	.9	2.5561	2.55586	2.55618	2.55609
11	1.0	3.0	3.0	3.0	3.0


```

S(1, I, 1) = 0.0
20 CONTINUE
P(1, 1) = 1
DO 40 L = 1, M1NE
L1 = L + -1
DO 30 I = 1, N1
S(N2, I, L) = A(N2, I)
30 CONTINUE
S(N2, N2, L) = A(N2, N2) - DX(L) * A(1, 1) / (DX(L + 1.))
40 CONTINUE
DO 60 L = 2, NE
M1L = L - 1
S(1, 1, L) = S(N2, N2, M1L)
DO 50 I = 2, N2
S(1, I, L) = - DX(M1L) * A(1, I) / DX(L)
50 CONTINUE
P((N1 * M1L) + 1, 1) = 0
60 CONTINUE
S(N2, N2, NE) = 1.0
DO 70 I = 1, N1
S(N2, I, NE) = 0.0
P(N1 * NE + 1, 1) = 3.
70 CONTINUE
DO 100 L = 1, NE
DO 90 J = 2, N1
DO 80 I = 1, N2
S(J, I, L) = B(J, I) + DX(L) * A(J, I)
80 CONTINUE
M1L = L - 1
XC = X(L) + DX(L) * U(J)
P((N1) * (M1L) + J, 1) = DX(L) * DX(L) * (32 * (XC) ** 2 + 4 * (XC
E) ** 3. + 1.)
90 CONTINUE
100 CONTINUE
K1 = 3 * N2 * (N2 - 1) / 2
K2 = (N2 - 1) * (2 * N2 - 1)
K3 = 2 * N2 - 1
K4 = K2 * (NE - 2)
C
C CONVERT S TO M
C
DO 110 J = 1, N2
DO 110 I = 1, N2
DO 110 L = 1, NE
K = INDEX(J, I, L, N2, NE)
M(K) = S(J, I, L)
110 CONTINUE
N4 = NE * N2 - NE + 1
CALL GELB(P, M, N4, 1, N1, N1, 1.E - 7, IER)
C
C WRITE SOLUTION
C
WRITE (6, 130) (P(JK, 1), JK = 1, N4)
STOP
C
120 FORMAT (8A4)
130 FORMAT (F15.6)
140 FORMAT (I2)
150 FORMAT (F12.10)
160 FORMAT (I2)

```


APPENDIX D

Finite-Difference Formulation of the Finned Tube Problem

The finite-difference formulation of the fin problem is presented. The finite difference method was used to obtain the solution at the corner points of the blocks (Figure 5).

The flow equation is given by

$$\frac{\partial^2 W}{\partial r^2} + \frac{1}{r} \frac{\partial W}{\partial r} + \frac{1}{r^2} \frac{\partial^2 W}{\partial \theta^2} = -1 \quad (D.1)$$

Using a three-points central difference formulation, Equation (D.1) becomes

$$\left[\frac{W_{i,j+1} + W_{i,j-1} - 2W_{i,j}}{\Delta r_i^2} \right] + \frac{1}{r_i} \left[\frac{W_{i,j+1} - W_{i,j-1}}{2\Delta r} \right] + \frac{1}{r_i^2} \left[\frac{W_{i+1,j} + W_{i-1,j} - 2W_{i,j}}{\Delta \theta^2} \right] = -1 \quad (D.2)$$

Rearranging the above equation, one obtains

$$W_{i,j} = \frac{1}{2(Z^2+1)} \left[Z\left(Z + \frac{\Delta\theta}{2}\right) W_{i,j+1} + Z\left(Z - \frac{\Delta\theta}{2}\right) W_{i,j-1} + W_{i+1,j} + W_{i-1,j} + r_i^2 \Delta\theta^2 \right] \quad (D.3)$$

where $Z = \frac{r\Delta\theta}{\Delta r}$

Equation (D.3) was used to evaluate the velocity at the corner points (Full circles in Figure 5) of each block.

APPENDIX E

Pressure and Velocity Results from Continuity Equation

A value of 10.99 in the velocity columns indicates that the velocity at that collocation point was not evaluated.

TABLE E.1

CONFIGURATION ONE: PRESSURE AND VELOCITY RESULTS FOR
 VISCOSITY=100 CP AND N=2

INITIAL VISCOSITY OF THE OIL= 100.000 CP
 NUMBER OF INTERIOR COLLOCATION POINTS PER ELEMENT= 4

COLLOCATION POINT	PRESSURE (PSI)	VELOCITY IN X DIRECTION CM/S	VELOCITY IN Y DIRECTION CM/S
1	1.543411746	-0.000000000	10.990000000
2	1.215405415	0.000000000	10.990000000
3	1.071168041	-0.000000000	10.990000000
4	1.005110531	-0.000000000	10.990000000
5	1.534741043	10.990000000	-0.000000000
6	1.495667005	0.000002090	0.000001686
7	1.196111658	0.000000857	0.000002462
8	1.111316193	10.990000000	0.000001344
9	1.062034594	0.000000409	0.000000951
10	1.000000000	0.000000229	0.000000175
11	0.996439828	10.990000000	0.0
12	1.090427370	10.990000000	0.000000000
13	1.081496671	0.000004015	0.000000388
14	1.009025892	0.000002035	0.000000647
15	0.984854718	10.990000000	0.000000448
16	0.968384632	0.000001070	0.000000319
17	0.947419607	0.000000602	0.000000060
18	0.946189996	10.990000000	0.000000000
19	0.920299179	0.000003335	10.990000000
20	0.920299179	0.000002041	10.990000000
21	0.920299179	0.000001145	10.990000000
22	0.920299179	0.000000647	10.990000000
23	0.750170988	10.990000000	0.000000000
24	0.759101687	0.000004015	-0.000000388
25	0.831572466	0.000002035	-0.000000647
26	0.855743640	10.990000000	-0.000000448
27	0.872213726	0.000001070	-0.000000319
28	0.893178751	0.000000602	-0.000000060
29	0.894408362	10.990000000	-0.000000000
30	0.305857315	10.990000000	0.000000000
31	0.344931353	0.000002090	-0.000001686
32	0.644486700	0.000000857	-0.000002462
33	0.729282165	10.990000000	-0.000001344
34	0.778553765	0.000000409	-0.000000951
35	0.840598358	0.000000229	-0.000000175
36	0.844158530	10.990000000	0.0
37	0.297186613	-0.000000000	10.990000000
38	0.625192943	-0.000000000	10.990000000
39	0.769430317	-0.000000000	10.990000000
40	0.835487827	0.0	10.990000000

TABLE E.2

CONFIGURATION ONE: PRESSURE AND VELOCITY RESULTS FOR
 VISCOSITY=10,000 CP AND N=2

INITIAL VISCOSITY OF THE OIL= 10000.000 CP
 NUMBER OF INTERIOR COLLOCATION POINTS PER ELEMENT= 4

COLLOCATION POINT	PRESSURE (PSI)	VELOCITY IN X DIRECTION CM/S	VELOCITY IN Y DIRECTION CM/S
1	55.341174562	-0.000000000	10.990000000
2	22.540541474	0.000000000	10.990000000
3	8.116804134	0.0	10.990000000
4	1.511053071	-0.000000000	10.990000000
5	54.474104294	10.990000000	0.000000000
6	50.566700532	0.000002090	0.000001686
7	20.611165769	0.000000857	0.000002462
8	12.131619278	10.990000000	0.000001344
9	7.203459352	0.000000409	0.000000951
10	1.000000000	0.000000229	0.000000175
11	0.643982802	10.990000000	0.000000000
12	10.042736982	10.990000000	0.000000000
13	9.149667087	0.000004015	0.000000388
14	1.902589223	0.000002035	0.000000647
15	-0.514528197	10.990000000	0.000000448
16	-2.161536751	0.000001070	0.000000319
17	-4.258039330	0.000000602	0.000000060
18	-4.381000358	10.990000000	-0.000000000
19	-6.970082094	0.000003335	10.990000000
20	-6.970082094	0.000002041	10.990000000
21	-6.970082094	0.000001145	10.990000000
22	-6.970082094	0.000000647	10.990000000
23	-23.982901169	10.990000000	-0.000000000
24	-23.089831275	0.000004015	-0.000000388
25	-15.842753411	0.000002035	-0.000000647
26	-13.425635991	10.990000000	-0.000000448
27	-11.778627437	0.000001070	-0.000000319
28	-9.682124858	0.000000602	-0.000000060
29	-9.559163829	10.990000000	0.0
30	-66.474268427	10.990000000	-0.000000000
31	-64.506864720	0.000002090	-0.000001686
32	-34.551329956	0.000000857	-0.000002462
33	-26.071783466	10.990000000	-0.000001344
34	-21.143623539	0.000000409	-0.000000951
35	-14.940164188	0.000000229	-0.000000175
36	-14.584146990	10.990000000	0.0
37	-69.281338750	0.0	10.990000000
38	-36.480705661	-0.000000000	10.990000000
39	-22.056968321	-0.000000000	10.990000000
40	-15.451217259	-0.000000000	10.990000000

TABLE E.3

CONFIGURATION ONE: PRESSURE AND VELOCITY RESULTS FOR
 VISCOSITY=100 CP AND N=3

INITIAL VISCOSITY OF THE OIL= 100.000 CP
 NUMBER OF INTERIOR COLLOCATION POINTS PER ELEMENT= 9

COLLOCATION POINT	PRESSURE (PSI)	VELOCITY IN X DIRECTION CM/S	VELOCITY IN Y DIRECTION CM/S
1	1.828773953	-0.000000000	10.990000000
2	1.395770126	0.000000000	10.990000000
3	1.156293268	-0.000000000	10.990000000
4	1.093897308	-0.000000000	10.990000000
5	1.026436607	0.000000000	10.990000000
6	1.001309415	-0.000000000	10.990000000
7	1.826174900	10.990000000	-0.000000000
8	1.783944216	0.000003598	0.000003373
9	1.381502060	0.000001174	0.000004810
10	1.152174607	0.000000353	0.000001360
11	1.121433160	10.990000000	0.000001474
12	1.090773736	0.000000267	0.000001199
13	1.024689370	0.000000151	0.000000533
14	1.000000000	0.000000113	0.000000112
15	0.998710335	10.990000000	0.000000000
16	1.345640597	10.990000000	0.000000000
17	1.334006465	0.000005789	0.000000946
18	1.203668649	0.000002820	0.000001860
19	.083631182	0.000001307	0.000001115
20	.060035134	10.990000000	0.000000955
21	1.039920776	0.000000960	0.000000797
22	0.994634706	0.000000583	0.000000377
23	0.977193298	0.000000445	0.000000077
24	0.976306574	10.990000000	-0.000000000
25	0.995908837	10.990000000	0.000000000
26	0.995131576	0.000003179	0.000000067
27	0.981726407	0.000002717	0.000000254
28	0.953401085	0.000001736	0.000000271
29	0.953659550	10.990000000	0.000000224
30	0.948916384	0.000001276	0.000000189
31	0.938014976	0.000000805	0.000000092
32	0.933729126	0.000000621	0.000000019
33	0.933511264	10.990000000	-0.000000000
34	0.919316895	0.000003576	10.990000000
35	0.919316689	0.000002726	10.990000000
36	0.919316243	0.000001739	10.990000000
37	0.919315898	0.000001291	10.990000000
38	0.919315274	0.000000816	10.990000000

CONTINUED

39	0.919314863	0.000000629	10.990000000
40	0.842724974	10.990000000	-0.000000000
41	0.843502213	0.000003179	-0.000000067
42	0.856906969	0.000002717	-0.000000254
43	0.879231393	0.000001736	-0.000000271
44	0.884572592	10.990000000	-0.000000224
45	0.889715394	0.000001276	-0.000000189
46	0.900615535	0.000000805	-0.000000092
47	0.904500598	0.000000621	-0.000000019
48	0.905118409	10.990000000	0.0
49	0.492993197	10.990000000	0.000000000
50	0.504627306	0.000005789	-0.000000946
51	0.634964686	0.000002820	-0.000001860
52	0.755001169	0.000001307	-0.000001115
53	0.778596830	10.990000000	-0.000000955
54	0.798710760	0.000000960	-0.000000797
55	0.843995013	0.000000583	-0.000000377
56	0.861434767	0.000000445	-0.000000077
57	0.862321354	10.990000000	0.0
58	0.012458879	10.990000000	0.000000000
59	0.054689537	0.000003598	-0.000003373
60	0.457131234	0.000001174	-0.000004810
61	0.686457602	0.000000353	-0.000001359
62	0.717198598	10.990000000	-0.000001474
63	0.747857567	0.000000267	-0.000001199
64	0.813939173	0.000000151	-0.000000533
65	0.838624250	0.000000113	-0.000000112
66	0.839913476	10.990000000	0.0
67	0.009859799	0.000000000	10.990000000
68	0.442863164	-0.000000000	10.990000000
69	0.682338930	0.0	10.990000000
70	0.744733978	0.000000000	10.990000000
71	0.812191825	0.0	10.990000000
72	0.837314422	0.000000000	10.990000000

TABLE E.4

CONFIGURATION ONE: PRESSURE AND VELOCITY RESULTS FOR
 VISCOSITY=10,000 CP AND N=3

INITIAL VISCOSITY OF THE OIL= 10000.000 CP
 NUMBER OF INTERIOR COLLOCATION POINTS PER ELEMENT= 9

COLLOCATION POINT	PRESSURE (PSI)	VELOCITY IN X DIRECTION CM/S	VELOCITY IN Y DIRECTION CM/S
1	83.876459984	-0.000000000	10.990000000
2	40.576115792	-0.000000000	10.990000000
3	16.628525291	0.000000000	10.990000000
4	10.389012177	-0.000000000	10.990000000
5	3.643225378	-0.000000000	10.990000000
6	1.130987975	-0.000000000	10.990000000
7	83.616551825	10.990000000	0.000000000
8	79.393485553	0.000003598	0.000003373
9	39.149308027	0.000001174	0.000004810
10	16.216656916	0.000000353	0.000001359
11	13.142553144	10.990000000	0.000001474
12	10.076651862	0.000000267	0.000001199
13	3.468488009	0.000000151	0.000000533
14	1.000000000	0.000000113	0.000000117
15	0.871080016	10.990000000	0.000000000
16	35.563108625	10.990000000	-0.000000000
17	34.399697140	0.000005789	0.000000946
18	21.365948412	0.000002820	0.000001860
19	9.362279245	0.000001307	0.000001115
20	7.002706139	10.990000000	0.000000955
21	4.991306181	0.000000960	0.000000797
22	0.462861981	0.000000583	0.000000377
23	-1.281119206	0.000000445	0.000000077
24	-1.369777914	10.990000000	-0.000000000
25	0.589908505	10.990000000	0.0
26	0.512183752	0.000003179	0.000000067
27	-0.828308604	0.000002717	0.000000254
28	-3.060786558	0.000001736	0.000000271
29	-3.634919391	10.990000000	0.000000224
30	-4.109213282	0.000001276	0.000000189
31	-5.199273790	0.000000805	0.000000092
32	-5.627809161	0.000000621	0.000000019
33	-5.649592209	10.990000000	0.0
34	-7.069292227	0.000003576	10.990000000
35	-7.069290645	0.000002726	10.990000000
36	-7.069287217	0.000001739	10.990000000
37	-7.069284562	0.000001291	10.990000000
38	-7.069279766	0.000000816	10.990000000

CONTINUED

39	-7.069276602	0.000000629	10.990000000
40	-14.728493119	10.990000000	-0.000000000
41	-14.650768197	0.000003179	-0.000000067
42	-13.310272663	0.000002717	-0.000000254
43	-11.077787808	0.000001736	-0.000000271
44	-10.503652388	10.990000000	-0.000000224
45	-10.029355657	0.000001276	-0.000000189
46	-8.939285451	0.000000805	-0.000000092
47	-8.510744027	0.000000621	-0.000000019
48	-8.488960588	10.990000000	0.0
49	-49.701693115	10.990000000	-0.000000000
50	-48.538281452	0.000005789	-0.000000946
51	-35.504529371	0.000002820	-0.000001860
52	-23.500852634	0.000001307	-0.000001115
53	-21.141276550	10.990000000	-0.000000955
54	-19.129873300	0.000000960	-0.000000797
55	-14.601415134	0.000000583	-0.000000377
56	-12.857421228	0.000000445	-0.000000277
57	-12.768761461	10.990000000	0.000000000
58	-97.755136192	10.990000000	-0.000000000
59	-93.532069728	0.000003598	-0.000003373
60	-53.287888666	0.000001174	-0.000004810
61	-30.355229219	0.000000353	-0.000001359
62	-27.281121972	10.990000000	-0.000001474
63	-24.215217190	0.000000267	-0.000001199
64	-17.607032114	0.000000151	-0.000000533
65	-15.138511095	0.000000113	-0.000000112
66	-15.009587734	10.990000000	-0.000000000
67	-98.015044150	0.0	10.990000000
68	-54.714696407	0.0	10.990000000
69	-30.767097506	-0.000000000	10.990000000
70	-24.527577373	0.000000000	10.990000000
71	-17.781768628	0.000000000	10.990000000
72	-15.269495854	-0.000000000	10.990000000

TABLE E.5

CONFIGURATION ONE: PRESSURE AND VELOCITY RESULTS FOR
 VISCOSITY=100 CP AND N=4

INITIAL VISCOSITY OF THE OIL= 100.000 CP
 NUMBER OF INTERIOR COLLOCATION POINTS PER ELEMENT= 16

COLLOCATION POINT	PRESSURE (PSI)	VELOCITY IN X DIRECTION CM/S	VELOCITY IN Y DIRECTION CM/S
1	2.052622302	-0.000000000	10.990000000
2	1.576227614	-0.000000000	10.990000000
3	1.257984014	0.000000000	10.990000000
4	1.151082134	0.000000000	10.990000000
5	1.104371144	0.000000000	10.990000000
6	1.049439716	-0.000000000	10.990000000
7	1.011155078	0.000000000	10.990000000
8	1.000483946	-0.000000000	10.990000000
9	2.051661239	10.990000000	0.000000000
10	2.008709052	0.000005675	0.000005539
11	1.563697236	0.000001665	0.000007865
12	1.255522323	0.000000347	0.000002013
13	1.149150717	0.000000266	0.000002104
14	1.122802072	10.990000000	0.000001471
15	1.103206766	0.000000164	0.000001297
16	1.048643602	0.000000112	0.000000787
17	1.010604857	0.000000078	0.000000337
18	1.000000000	0.000000068	0.000000067
19	0.999522883	10.990000000	0.0
20	1.554434892	10.990000000	0.000000000
21	1.542870006	0.000008513	0.000001529
22	1.394136275	0.000003905	0.000003260
23	1.204818370	0.000001496	0.000002071
24	1.114159180	0.000000985	0.000001409
25	1.095285547	10.990000000	0.000001247
26	1.078635169	0.000000741	0.000001105
27	1.031894936	0.000000507	0.000000678
28	0.998990386	0.000000353	0.000000292
29	0.989777627	0.000000311	0.000000059
30	0.989362356	10.990000000	-0.000000000
31	1.167761337	10.990000000	0.000000000
32	1.166332990	0.000003342	0.000000202
33	1.137555013	0.000003363	0.000000826
34	1.070708111	0.000002204	0.000000963
35	1.026284472	0.000001484	0.000000696
36	1.016831511	10.990000000	0.000000643
37	1.008160147	0.000001228	0.000000581
38	0.982947021	0.000000867	0.000000374

CONTINUED

39	0.964635580	0.000000613	0.000000164
40	0.959454270	0.000000542	0.000000033
41	0.959217038	10.990000000	0.000000000
42	0.974780952	10.990000000	0.000000000
43	0.974065324	0.000004021	0.000000095
44	0.964775940	0.000003213	0.000000208
45	0.951346964	0.000002255	0.000000176
46	0.942505164	0.000001633	0.000000153
47	0.940443575	10.990000000	0.000000136
48	0.938607231	0.000001357	0.000000123
49	0.933222639	0.000000978	0.000000081
50	0.929251928	0.000000699	0.000000036
51	0.928121373	0.000000620	0.000000007
52	0.928069962	10.990000000	-0.000000000
53	0.919206346	0.000003565	10.990000000
54	0.919306346	0.000003198	10.990000000
55	0.919306346	0.000002270	10.990000000
56	0.919306346	0.000001637	10.990000000
57	0.919306346	0.000001366	10.990000000
58	0.919306346	0.000000984	10.990000000
59	0.919306346	0.000000703	10.990000000
60	0.919306346	0.000000623	10.990000000
61	0.863831740	10.990000000	0.000000000
62	0.864547368	0.000004021	-0.000000095
63	0.873836752	0.000003213	-0.000000208
64	0.887265728	0.000002255	-0.000000176
65	0.896107528	0.000001633	-0.000000153
66	0.898169117	10.990000000	-0.000000136
67	0.900005461	0.000001357	-0.000000123
68	0.905390053	0.000000978	-0.000000081
69	0.909360763	0.000000699	-0.000000036
70	0.910491319	0.000000620	-0.000000007
71	0.910542730	10.990000000	-0.000000000
72	0.670851355	10.990000000	-0.000000000
73	0.672279701	0.000003565	-0.000000202
74	0.701057679	0.000003363	-0.000000826
75	0.767904580	0.000002204	-0.000000963
76	0.812328220	0.000001484	-0.000000696
77	0.821781181	10.990000000	-0.000000643
78	0.830452545	0.000001228	-0.000000581
79	0.855665670	0.000000867	-0.000000374
80	0.873977112	0.000000613	-0.000000164
81	0.879158422	0.000000542	-0.000000033
82	0.879395654	10.990000000	0.000000000
83	0.284177799	10.990000000	-0.000000000
84	0.295742686	0.000008513	-0.000001529
85	0.444476417	0.000003905	-0.000003260
86	0.633798322	0.000001496	-0.000002071
87	0.724453512	0.000000985	-0.000001409
88	0.743327145	10.990000000	-0.000001247
89	0.759977523	0.000000741	-0.000001105
90	0.806717755	0.000000507	-0.000000678
91	0.839622306	0.000000353	-0.000000292
92	0.848835065	0.000000311	-0.000000059
93	0.849250336	10.990000000	0.0
94	-0.213048547	10.990000000	0.000000000
95	-0.170096360	0.000005675	-0.000005539
96	0.274915456	0.000001665	-0.000007865
97	0.583090369	0.000000347	-0.000002013
98	0.689461975	0.000000266	-0.000002104

CONTINUED

99	0.715810620	10.990000000	-0.000001471
100	0.735405926	0.000000164	-0.000001297
101	0.789969090	0.000000112	-0.000000787
102	0.828007835	0.000000078	-0.000000337
103	0.838612692	0.000000068	-0.000000067
104	0.839089809	10.990000000	0.0
105	-0.214009610	0.0	10.990000000
106	0.262385077	0.000000000	10.990000000
107	0.580628677	-0.000000000	10.990000000
108	0.687530558	-0.000000000	10.990000000
109	0.734241548	-0.000000000	10.990000000
110	0.789172976	0.000000000	10.990000000
111	0.827457614	0.0	10.990000000
112	0.838128745	-0.000000000	10.990000000

TABLE E.6

CONFIGURATION ONE: PRESSURE AND VELOCITY RESULTS FOR
 VISCOSITY=10,000 CP AND N=4

INITIAL VISCOSITY OF THE OIL= 10000.000 CP
 NUMBER OF INTERIOR COLLOCATION POINTS PER ELEMENT= 16

COLLOCATION POINT	PRESSURE (PSI)	VELOCITY IN X DIRECTION CM/S	VELOCITY IN Y DIRECTION CM/S
1	106.262230183	0.000000000	10.990000000
2	58.622761447	0.000000000	10.990000000
3	26.798401447	0.000000000	10.990000000
4	16.108213384	0.000000000	10.990000000
5	11.437114364	0.000000000	10.990000000
6	5.943971577	0.000000000	10.990000000
7	2.115507831	0.000000000	10.990000000
8	1.048394643	-0.000000000	10.990000000
9	106.166123865	10.990000000	-0.000000000
10	101.870905227	0.000005675	0.000005539
11	57.369723610	0.000001665	0.000007865
12	26.552232257	0.000000347	0.000002013
13	15.915071659	0.000000266	0.000002104
14	13.280207193	10.990000000	0.000001471
15	11.320676552	0.000000164	0.000001297
16	5.864360170	0.000000112	0.000000787
17	2.060485724	0.000000078	0.000000337
18	1.000000000	0.000000068	0.000000067
19	0.952288325	10.990000000	0.000000000
20	56.443489234	10.990000000	0.000000000
21	55.287000559	0.000008513	0.000001529
22	40.413627464	0.000003905	0.000003260
23	21.481436958	0.000001496	0.000002071
24	12.415918000	0.000000985	0.000001409
25	10.528554669	10.990000000	0.000001247
26	8.863516891	0.000000781	0.000001105
27	4.189493644	0.000000507	0.000000678
28	0.899038611	0.000000353	0.000000292
29	-0.022237327	0.000000311	0.000000059
30	-0.063764382	10.990000000	-0.000000000
31	17.776133684	10.990000000	-0.000000000
32	17.633295039	0.000003342	0.000000202
33	14.755501308	0.000003363	0.000000826
34	8.070811137	0.000002204	0.000000963
35	3.628447157	0.000001484	0.000000696
36	2.683151075	10.990000000	0.000000643
37	1.816014659	0.000001228	0.000000581
38	-0.705297857	0.000000867	0.000000374

CONTINUED

39	-2.536442046	0.000000613	0.000000164
40	-3.054573048	0.000000542	0.000000033
41	-3.078296186	10.990000000	0.0
42	-1.521904804	10.990000000	0.000000000
43	-1.593467621	0.000004021	0.000000095
44	-2.522406045	0.000003213	0.000000208
45	-3.865303603	0.000002255	0.000000176
46	-4.749483618	0.000001633	0.000000153
47	-4.955642527	10.990000000	0.000000136
48	-5.129276913	0.000001357	0.000000123
49	-5.677736141	0.000000978	0.000000081
50	-6.074807154	0.000000699	0.000000036
51	-6.187862728	0.000000620	0.000000007
52	-6.193003824	10.990000000	0.000000000
53	-7.069365408	0.000003565	10.990000000
54	-7.069365408	0.000003198	10.990000000
55	-7.069365408	0.000002270	10.990000000
56	-7.069365408	0.000001637	10.990000000
57	-7.069365408	0.000001366	10.990000000
58	-7.069365408	0.000000984	10.990000000
59	-7.069365408	0.000000703	10.990000000
60	-7.069365408	0.000000623	10.990000000
61	-12.616826012	10.990000000	0.000000000
62	-12.545263195	0.000004021	-0.000000095
63	-11.616324771	0.000003213	-0.000000208
64	-10.273427213	0.000002255	-0.000000176
65	-9.389247198	0.000001633	-0.000000153
66	-9.183088289	10.990000000	-0.000000136
67	-8.999453903	0.000001357	-0.000000123
68	-8.460994675	0.000000978	-0.000000081
69	-8.063923662	0.000000699	-0.000000036
70	-7.950868088	0.000000620	-0.000000007
71	-7.945726992	10.990000000	0.0
72	-31.914864500	10.990000000	0.000000000
73	-31.772029855	0.000003342	-0.000000202
74	-28.894232124	0.000003363	-0.000000826
75	-22.209541953	0.000002204	-0.000000963
76	-17.767178013	0.000001484	-0.000000696
77	-16.821881891	10.990000000	-0.000000643
78	-15.954745474	0.000001228	-0.000000581
79	-13.433432959	0.000000867	-0.000000374
80	-11.602288769	0.000000613	-0.000000164
81	-11.084157768	0.000000542	-0.000000033
82	-11.060434630	10.990000000	0.000000000
83	-70.582220050	10.990000000	-0.000000000
84	-69.425731375	0.000008513	-0.000001529
85	-54.552358280	0.000003905	-0.000003260
86	-35.620167814	0.000001496	-0.000002071
87	-26.554648816	0.000000985	-0.000001409
88	-24.667285485	10.990000000	-0.000001247
89	-23.002247707	0.000000741	-0.000001105
90	-18.328224459	0.000000507	-0.000000678
91	-15.037769427	0.000000353	-0.000000292
92	-14.116493489	0.000000311	-0.000000059
93	-14.074966434	10.990000000	-0.000000000
94	-120.304854681	10.990000000	-0.000000000
95	-116.009636043	0.000005675	-0.000005539
96	-71.508454426	0.000001665	-0.000007865
97	-40.690963073	0.000000347	-0.000002013
98	-30.053802475	0.000000266	-0.000002104

CONTINUED

99	-27.418938009	10.990000000	-0.000001471
100	-25.459407368	0.000000164	-0.000001297
101	-20.003090986	0.000000112	-0.000000787
102	-16.199216540	0.000000078	-0.000000337
103	-15.138730816	0.000000068	-0.000000067
104	-15.091019141	10.990000000	0.000000000
105	-120.400960999	0.000000000	10.990000000
106	-72.761492263	0.000000000	10.990000000
107	-40.937132263	0.000000000	10.990000000
108	-30.246944199	0.000000000	10.990000000
109	-25.575845179	-0.000000000	10.990000000
110	-20.082702393	0.0	10.990000000
111	-16.254238647	0.000000000	10.990000000
112	-15.187125459	0.0	10.990000000

TABLE E.7

CONFIGURATION ONE: PRESSURE AND VELOCITY RESULTS FOR
 VISCOSITY=100 CP AND N=5

INITIAL VISCOSITY OF THE OIL= 100.000 CP
 NUMBER OF INTERIOR COLLOCATION POINTS PER ELEMENT= 25

COLLOCATION POINT	PRESSURE (PSI)	VELOCITY IN X DIRECTION CM/S	VELOCITY IN Y DIRECTION CM/S
1	2.234607128	-0.000000000	10.990000000
2	1.737433350	0.000000000	10.990000000
3	1.376337514	-0.000000000	10.990000000
4	1.216296492	-0.000000000	10.990000000
5	1.136850047	-0.000000000	10.990000000
6	1.110997583	-0.000000000	10.990000000
7	1.067341590	0.000000000	10.990000000
8	1.026412695	-0.000000000	10.990000000
9	1.005394978	0.000000000	10.990000000
10	1.000220212	-0.000000000	10.990000000
11	2.234165861	10.990000000	-0.000000000
12	2.190994862	0.000008310	0.000008218
13	1.725676028	0.000002306	0.000011613
14	1.374494719	0.000000389	0.000002910
15	1.215013063	0.000000262	0.000002984
16	1.136410532	0.000000097	0.000001210
17	1.124150168	10.990000000	0.000001501
18	1.110398502	0.000000124	0.000001373
19	1.066915711	0.000000089	0.000000966
20	1.026116075	0.000000062	0.000000544
21	1.005159837	0.000000049	0.000000231
22	1.000000000	0.000000046	0.000000046
23	0.999778939	10.990000000	0.000000000
24	1.726776296	10.990000000	0.000000000
25	1.715459344	0.000012065	0.000002214
26	1.560109222	0.000005339	0.000004887
27	1.551611033	0.000001817	0.000003230
28	1.189845828	0.000001019	0.000002081
29	1.123187673	0.000000624	0.000001474
30	1.109674172	10.990000000	0.000001357
31	1.097194358	0.000000567	0.000001251
32	1.057230470	0.000000422	0.000000894
33	1.019322084	0.000000297	0.000000507
34	0.999763864	0.000000236	0.000000216
35	0.994943017	0.000000222	0.000000043
36	0.994737782	10.990000000	0.000000000
37	1.326227252	10.990000000	-0.000000000
38	1.324835028	0.000003895	0.000000294

CONTINUED

39	1.292556261	0.000004206	0.000001358
40	1.199988026	0.000002731	0.000001769
41	1.114299050	0.000001663	0.000001317
42	1.070058200	0.000001244	0.000001047
43	1.060406743	10.990000000	0.000000965
44	1.051507648	0.000001062	0.000000895
45	1.022612394	0.000000815	0.000000653
46	0.994660298	0.000000586	0.000000377
47	0.980066789	0.000000469	0.000000162
48	0.976455723	0.000000441	0.000000032
49	0.976301766	10.990000000	0.0
50	1.096821423	10.990000000	0.000000000
51	1.096040164	0.000004532	0.000000157
52	1.082352697	0.000003593	0.000000517
53	1.048646139	0.000002736	0.000000663
54	1.013319300	0.000001960	0.000000595
55	0.993121893	0.000001515	0.000000479
56	0.988671966	10.990000000	0.000000451
57	0.984485416	0.000001339	0.000000423
58	0.970635880	0.000001048	0.000000317
59	0.956958608	0.000000766	0.000000186
60	0.949735906	0.000000618	0.000000080
61	0.947941227	0.000000581	0.000000016
62	0.947864928	10.990000000	0.0
63	0.951092704	10.990000000	-0.000000000
64	0.951268170	0.000003202	-0.000000031
65	0.951620697	0.000003392	0.000000041
66	0.945670817	0.000002756	0.000000143
67	0.938572534	0.000002009	0.000000111
68	0.934560825	0.000001591	0.000000102
69	0.933622680	10.990000000	0.000000092
70	0.932766954	0.000001403	0.000000086
71	0.929935330	0.000001108	0.000000065
72	0.927118607	0.000000814	0.000000038
73	0.925625095	0.000000658	0.000000017
74	0.925253672	0.000000619	0.000000003
75	0.925237764	10.990000000	0.0
76	0.919314279	0.000003623	10.990000000
77	0.919314096	0.000003374	10.990000000
78	0.919313838	0.000002745	10.990000000
79	0.919313490	0.000002013	10.990000000
80	0.919313277	0.000001591	10.990000000
81	0.919313086	0.000001407	10.990000000
82	0.919312565	0.000001110	10.990000000
83	0.919311957	0.000000816	10.990000000
84	0.919311559	0.000000660	10.990000000
85	0.919311548	0.000000621	10.990000000
86	0.887535858	10.990000000	0.000000000
87	0.887360300	0.000003202	0.000000031
88	0.887007407	0.000003382	-0.000000041
89	0.892956771	0.000002756	-0.000000143
90	0.900054357	0.000002009	-0.000000111
91	0.904065639	0.000001591	-0.000000102
92	0.905003683	10.990000000	-0.000000092
93	0.905859127	0.000001403	-0.000000086
94	0.908689709	0.000001108	-0.000000065
95	0.911505210	0.000000814	-0.000000038
96	0.912997921	0.000000658	-0.000000017
97	0.913369357	0.000000619	-0.000000003
98	0.913385344	10.990000000	0.0

CONTINUED

99	0.741806887	10.990000000	0.000000000
100	0.742588053	0.000004532	-0.000000157
101	0.756275154	0.000003593	-0.000000517
102	0.789981189	0.000002736	-0.000000663
103	0.825307313	0.000001960	-0.000000595
104	0.845504271	0.000001515	-0.000000479
105	0.849954089	10.990000000	-0.000000451
106	0.854140350	0.000001339	-0.000000423
107	0.867988797	0.000001048	-0.000000317
108	0.881664743	0.000000766	-0.000000186
109	0.888886499	0.000000618	-0.000000080
110	0.89068882	0.000000581	-0.000000016
111	0.890757450	10.990000000	-0.000000000
112	0.512400976	10.990000000	0.000000000
113	0.513793108	0.000003895	-0.000000294
114	0.546071503	0.000004206	-0.000001358
115	0.638639194	0.000002731	-0.000001769
116	0.724327403	0.000001663	-0.000001317
117	0.768567732	0.000001244	-0.000001047
118	0.778219053	10.990000000	-0.000000965
119	0.787117828	0.000001062	-0.000000895
120	0.816011833	0.000000815	-0.000000653
121	0.843962176	0.000000586	-0.000000377
122	0.858554142	0.000000469	-0.000000162
123	0.862164920	0.000000441	-0.000000032
124	0.862318942	10.990000000	0.000000000
125	0.111851979	10.990000000	0.000000000
126	0.123168839	0.000012065	-0.000002214
127	0.278518585	0.000005339	-0.000004887
128	0.506816208	0.000001817	-0.000003230
129	0.648780591	0.000001019	-0.000002081
130	0.715438145	0.000000624	-0.000001474
131	0.728951484	10.990000000	-0.000001357
132	0.741430946	0.000000567	-0.000001251
133	0.781393369	0.000000422	-0.000000894
134	0.819299371	0.000000297	-0.000000507
135	0.838854326	0.000000236	-0.000000216
136	0.843673269	0.000000222	-0.000000043
137	0.843878438	10.990000000	-0.000000000
138	-0.395537344	10.990000000	0.000000000
139	-0.352366438	0.000008310	-0.000008218
140	0.112952019	0.000002306	-0.000011613
141	0.464132755	0.000000389	-0.000002910
142	0.623613570	0.000000262	-0.000002984
143	0.702215471	0.000000097	-0.000001210
144	0.714475660	10.990000000	-0.000001501
145	0.728226996	0.000000124	-0.000001373
146	0.771708184	0.000000089	-0.000000966
147	0.812505220	0.000000062	-0.000000544
148	0.833456586	0.000000049	-0.000000231
149	0.838610392	0.000000046	-0.000000046
150	0.838830961	10.990000000	0.000000000
151	-0.395978617	-0.000000000	10.990000000
152	0.101194783	0.0	10.990000000
153	0.462290047	-0.000000000	10.990000000
154	0.622330226	0.0	10.990000000
155	0.701776040	0.0	10.990000000
156	0.727628001	0.0	10.990000000
157	0.771282381	0.0	10.990000000
158	0.812208681	0.0	10.990000000
159	0.833221384	0.000000000	10.990000000
160	0.838389694	0.000000000	10.990000000

TABLE E.8

CONFIGURATION ONE: PRESSURE AND VELOCITY RESULTS FOR
 VISCOSITY=10,000 CP AND N=5

INITIAL VISCOSITY OF THE OIL= 10000.000 CP
 NUMBER OF INTERIOR COLLOCATION POINTS PER ELEMENT= 25

COLLOCATION POINT	PRESSURE (PSI)	VELOCITY IN X DIRECTION CM/S	VELOCITY IN Y DIRECTION CM/S
1	124.458881045	0.000000000	10.990000000
2	74.741527306	-0.000000000	10.990000000
3	38.631989630	-0.000000000	10.990000000
4	22.627962278	-0.000000000	10.990000000
5	14.683383180	0.000000000	10.990000000
6	12.098182456	-0.000000000	10.990000000
7	7.732727116	-0.000000000	10.990000000
8	3.640092418	0.000000000	10.990000000
9	1.538850295	-0.000000000	10.990000000
10	1.022078701	0.000000000	10.990000000
11	124.414753663	10.990000000	0.000000000
12	120.097658914	0.000008310	0.000008218
13	73.565799546	0.000002306	0.000011613
14	38.447714599	0.000000389	0.000002910
15	22.499623668	0.000000262	0.000002984
16	14.639435781	0.000000097	0.000001210
17	13.413418714	10.990000000	0.000001501
18	12.038278684	0.000000124	0.000001373
19	7.690142419	0.000000089	0.000000966
20	3.610432935	0.000000062	0.000000544
21	1.515324419	0.000000049	0.000000231
22	1.000000000	0.000000046	0.000000046
23	0.977951365	10.990000000	0.000000000
24	73.675806608	10.990000000	-0.000000000
25	72.544116541	0.000012065	0.000002214
26	57.009128064	0.000005339	0.000004887
27	34.179353655	0.000001817	0.000003230
28	19.982904717	0.000001019	0.000002081
29	13.317150316	0.000000624	0.000001474
30	11.965817958	10.990000000	0.000001357
31	10.717865185	0.000000567	0.000001251
32	6.721603201	0.000000422	0.000000894
33	2.930995060	0.000000297	0.000000507
34	0.975512972	0.000000236	0.000000216
35	0.493642476	0.000000222	0.000000043
36	0.473130705	10.990000000	0.000000000
37	33.620891512	10.990000000	-0.000000000
38	33.481674198	0.000003895	0.000000294

CONTINUED

39	30.253820110	0.000004206	0.000001358
40	20.497036414	0.000002731	0.000001769
41	12.428200200	0.000001663	0.000001317
42	8.004164070	0.000001244	0.000001047
43	7.039032061	10.990000000	0.000000965
44	6.149146754	0.000001062	0.000000895
45	3.259720423	0.000000815	0.000000653
46	0.464666887	0.000000586	0.000000377
47	-0.994534404	0.000000469	0.000000162
48	-1.355602302	0.000000441	0.000000032
49	-1.371000490	10.990000000	0.0
50	10.680283701	10.990000000	0.000000000
51	10.602162867	0.000004532	0.000000157
52	9.233437204	0.000003593	0.000000517
53	5.862814807	0.000002736	0.000000663
54	2.330179235	0.000001960	0.000000595
55	0.310472677	0.000001515	0.000000479
56	-0.134511124	10.990000000	0.000000451
57	-0.553147374	0.000001339	0.000000423
58	-1.938027743	0.000001048	0.000000317
59	-3.305658143	0.000000766	0.000000186
60	-4.027853133	0.000000618	0.000000080
61	-4.207306010	0.000000581	0.000000016
62	-4.214939036	10.990000000	0.0
63	-3.892618061	10.990000000	0.000000000
64	-3.875066439	0.000003202	-0.000000031
65	-3.839793763	0.000003382	0.000000041
66	-4.434752893	0.000002756	0.000000143
67	-5.144541571	0.000002009	0.000000111
68	-5.545687421	0.000001591	0.000000102
69	-5.639495883	10.990000000	0.000000092
70	-5.725052631	0.000001403	0.000000086
71	-6.008155950	0.000001108	0.000000065
72	-6.289757274	0.000000814	0.000000038
73	-6.439061054	0.000000658	0.000000017
74	-6.476204286	0.000000619	0.000000003
75	-6.477799470	10.990000000	-0.000000000
76	-7.070464576	0.000003623	10.990000000
77	-7.070463162	0.000003374	10.990000000
78	-7.070461145	0.000002745	10.990000000
79	-7.070458416	0.000002013	10.990000000
80	-7.070456736	0.000001591	10.990000000
81	-7.070455249	0.000001407	10.990000000
82	-7.070451205	0.000001110	10.990000000
83	-7.070446477	0.000000816	10.990000000
84	-7.070443373	0.000000660	10.990000000
85	-7.070443284	0.000000621	10.990000000
86	-10.248311126	10.990000000	-0.000000000
87	-10.265862037	0.000003202	0.000000031
88	-10.301131885	0.000003382	-0.000000041
89	-9.706168719	0.000002756	-0.000000143
90	-8.996374578	0.000002009	-0.000000111
91	-8.595225362	0.000001591	-0.000000102
92	-8.501416100	10.990000000	-0.000000092
93	-8.415857167	0.000001403	-0.000000086
94	-8.132745751	0.000001108	-0.000000065
95	-7.851134925	0.000000814	-0.000000038
96	-7.701824911	0.000000658	-0.000000017
97	-7.664681762	0.000000619	-0.000000003
98	-7.663087180	10.990000000	0.000000000

CONTINUED

99	-24.821210896	10.990000000	-0.000000000
100	+24.743089351	0.000004532	-0.000000157
101	-23.374360849	0.000003593	-0.000000517
102	-20.003734370	0.000002736	-0.000000663
103	-16.471093216	0.000001960	-0.000000595
104	-14.451383127	0.000001515	-0.000000479
105	-14.006398469	10.990000000	-0.000000451
106	-13.587759972	0.000001339	-0.000000423
107	-12.202871147	0.000001048	-0.000000317
108	-10.835230449	0.000000766	-0.000000186
109	-10.113028107	0.000000618	-0.000000080
110	-9.933574453	0.000000581	-0.000000016
111	-9.925941961	10.990000000	0.000000000
112	-47.761818029	10.990000000	-0.000000000
113	-47.622600004	0.000003895	-0.000000294
114	-44.394743041	0.000004206	-0.000001358
115	-35.137955102	0.000002731	-0.000001769
116	-26.569112900	0.000001663	-0.000001317
117	-22.145072683	0.000001244	-0.000001047
118	-21.179939616	10.990000000	-0.000000965
119	-20.290051823	0.000001062	-0.000000895
120	-17.400615807	0.000000815	-0.000000653
121	-14.605548662	0.000000586	-0.000000377
122	-13.146335400	0.000000469	-0.000000162
123	-12.785265251	0.000000441	-0.000000032
124	-12.769867553	10.990000000	0.0
125	-87.816733496	10.990000000	0.000000000
126	-86.685042715	0.000012065	-0.000002214
127	-71.150051319	0.000005339	-0.000004887
128	-48.320272489	0.000001817	-0.000003230
129	-34.123817128	0.000001019	-0.000002081
130	-27.458058037	0.000000624	-0.000001474
131	-26.106724403	10.990000000	-0.000001357
132	-24.858768903	0.000000567	-0.000001251
133	-20.862495563	0.000000422	-0.000000894
134	-17.071868926	0.000000297	-0.000000507
135	-15.116361526	0.000000236	-0.000000216
136	-14.634476264	0.000000222	-0.000000043
137	-14.613563967	10.990000000	-0.000000000
138	-138.555682448	10.990000000	-0.000000000
139	-134.238586982	0.000008310	-0.000008248
140	-87.706724664	0.000002306	-0.000011613
141	-52.588635223	0.000000389	-0.000002910
142	-36.640537721	0.000000262	-0.000002984
143	-28.780344915	0.000000097	-0.000001210
144	-27.554326479	10.990000000	-0.000001501
145	-26.179183890	0.000000124	-0.000001373
146	-21.831035193	0.000000089	-0.000000966
147	-17.751305627	0.000000062	-0.000000554
148	-15.656159264	0.000000049	-0.000000231
149	-15.140788099	0.000000046	-0.000000046
150	-15.118735649	10.990000000	-0.000000000
151	-138.599809785	0.000000000	10.990000000
152	-88.882453053	0.000000000	10.990000000
153	-52.772910920	-0.000000000	10.990000000
154	-36.768876989	0.0	10.990000000
155	-28.824292960	0.000000000	10.990000000
156	-26.239088328	-0.000000000	10.990000000
157	-21.873620476	0.0	10.990000000
158	-17.780965647	0.000000000	10.990000000
159	-15.679684660	-0.000000000	10.990000000
160	-15.162863030	0.0	10.990000000

TABLE E.9

CONFIGURATION TWO: PRESSURE AND VELOCITY RESULTS FOR
 VISCOSITY=100 CP AND N=2

INITIAL VISCOSITY OF THE OIL= 100.000 CP
 NUMBER OF INTERIOR COLLOCATION POINTS PER ELEMENT= 4

COLLOCATION POINT	PRESSURE (PSI)	VELOCITY IN X DIRECTION CM/S	VELOCITY IN Y DIRECTION CM/S
1	1.699253216	-0.000000000	10.990000000
2	1.320997053	0.000000000	10.990000000
3	1.124978045	-0.000000000	10.990000000
4	1.008670703	-0.000000000	10.990000000
5	1.699253216	10.990000000	-0.000000000
6	1.655068647	0.000001915	0.000001915
7	1.302932906	0.000000796	0.000003065
8	1.191017014	10.990000000	0.000001991
9	1.114614987	0.000000469	0.000001553
10	1.000000000	0.000000404	0.000000404
11	0.991329297	10.990000000	0.000000000
12	1.320997053	10.990000000	-0.000000000
13	1.302932906	0.000003065	0.000000796
14	1.136812167	0.000001716	0.000001716
15	1.064555539	10.990000000	0.000001593
16	1.000000000	0.000001388	0.000001388
17	0.885385013	0.000001553	0.000000469
18	0.875021955	10.990000000	-0.000000000
19	1.191017014	0.000001991	10.990000000
20	1.064555539	0.000001593	10.990000000
21	0.935444461	0.000001593	10.990000000
22	0.808982986	0.000001991	10.990000000
23	1.124978045	10.990000000	-0.000000000
24	1.114614987	0.000001553	0.000000469
25	1.000000000	0.000001388	0.000001388
26	0.935444461	10.990000000	0.000001593
27	0.863187833	0.000001716	0.000001716
28	0.697067094	0.000003065	0.000000796
29	0.679002947	10.990000000	0.0
30	1.008670703	10.990000000	0.000000000
31	1.000000000	0.000000404	0.000000404
32	0.885385013	0.000000469	0.000001553
33	0.808982986	10.990000000	0.000001991
34	0.697067094	0.000000796	0.000003065
35	0.344931353	0.000001915	0.000001915
36	0.300746784	10.990000000	0.0
37	0.991329297	-0.000000000	10.990000000
38	0.875021955	-0.000000000	10.990000000
39	0.679002947	0.0	10.990000000
40	0.300746784	0.0	10.990000000

TABLE E.10

CONFIGURATION TWO: PRESSURE AND VELOCITY RESULTS FOR
 VISCOSITY=10,000 CP AND N=2

INITIAL VISCOSITY OF THE OIL= 10000.000 CP
 NUMBER OF INTERIOR COLLOCATION POINTS PER ELEMENT= 4

COLLOCATION POINT	PRESSURE (PSI)	VELOCITY IN X DIRECTION CM/S	VELOCITY IN Y DIRECTION CM/S
1	70.925321552	-0.000000000	10.990000000
2	33.099705303	0.000000000	10.990000000
3	13.497804492	-0.000000000	10.990000000
4	1.867070269	0.0	10.990000000
5	70.925321552	10.990000000	-0.000000000
6	66.506864720	0.000001915	0.000001915
7	31.293290627	0.000000796	0.000003065
8	20.101701372	10.990000000	0.000001991
9	12.461498682	0.000000469	0.000001553
10	1.000000000	0.000000404	0.000000404
11	0.132929731	10.990000000	-0.000000000
12	33.099705303	10.990000000	-0.000000000
13	31.293290627	0.000003065	0.000000796
14	14.681216660	0.000001716	0.000001716
15	7.455553897	10.990000000	0.000001593
16	1.000000000	0.000001388	0.000001388
17	-10.461498682	0.000001553	0.000000469
18	-11.497804492	10.990000000	0.0
19	20.101701372	0.000001991	10.990000000
20	7.455553897	0.000001593	10.990000000
21	-5.455553897	0.000001593	10.990000000
22	-18.101701372	0.000001991	10.990000000
23	13.497804492	10.990000000	-0.000000000
24	12.461498682	0.000001553	0.000000469
25	1.000000000	0.000001388	0.000001388
26	-5.455553897	10.990000000	0.000001593
27	-12.681216660	0.000001716	0.000001716
28	-29.293290627	0.000003065	0.000000796
29	-31.099705303	10.990000000	0.000000000
30	1.867070269	10.990000000	0.0
31	1.000000000	0.000000404	0.000000404
32	-10.461498682	0.000000469	0.000001553
33	-18.101701372	10.990000000	0.000001991
34	-29.293290627	0.000000796	0.000003065
35	-64.506864720	0.000001915	0.000001915
36	-68.925321552	10.990000000	0.0
37	0.132929731	0.000000000	10.990000000
38	-11.497804492	0.0	10.990000000
39	-31.099705303	-0.000000000	10.990000000
40	-68.925321552	0.0	10.990000000

TABLE E.11

CONFIGURATION TWO: PRESSURE AND VELOCITY RESULTS FOR
 VISCOSITY=100 CP AND N=3

INITIAL VISCOSITY OF THE OIL= 100.000 CP
 NUMBER OF INTERIOR COLLOCATION POINTS PER ELEMENT= 9

COLLOCATION POINT	PRESSURE (PSI)	VELOCITY IN X DIRECTION CM/S	VELOCITY IN Y DIRECTION CM/S
1	1.988869925	-0.000000000	10.990000000
2	1.533457832	0.000000000	10.990000000
3	1.251182955	0.000000000	10.990000000
4	1.160393302	0.000000000	10.990000000
5	1.050134430	0.000000000	10.990000000
6	1.002598610	-0.000000000	10.990000000
7	1.988869953	10.990000000	-0.000000000
8	1.945329422	0.000003486	0.000003486
9	1.520076363	0.000001097	0.000005256
10	1.247282129	0.000000334	0.000001980
11	1.202126004	10.990000000	0.000002102
12	1.457051901	0.000000286	0.000001820
13	1.047500608	0.000000228	0.000000979
14	1.000000000	0.000000225	0.000000225
15	0.997400451	10.990000000	0.000000000
16	1.533458380	10.990000000	0.000000000
17	1.520076882	0.000005256	0.000001097
18	1.359682893	0.000002443	0.000002443
19	1.183024121	0.000001215	0.000001920
20	1.140728013	10.990000000	0.000001771
21	1.101913591	0.000001052	0.000001602
22	1.000006148	0.000000960	0.000000960
23	0.952508463	0.000000979	0.000000228
24	0.949874364	10.990000000	0.000000000
25	1.251184709	10.990000000	0.000000000
26	1.247283846	0.000001980	0.000000334
27	1.183025236	0.000001920	0.000001215
28	1.069694732	0.000001547	0.000001547
29	1.034352484	10.990000000	0.000001515
30	1.000008603	0.000001465	0.000001465
31	0.898101992	0.000001602	0.000001052
32	0.842962680	0.000001820	0.000000286
33	0.839621215	10.990000000	0.000000000
34	1.202128214	0.000002102	10.990000000
35	1.140729552	0.000001771	10.990000000
36	1.034352859	0.000001515	10.990000000
37	0.965665180	0.000001515	10.990000000
38	0.859288295	0.000001771	10.990000000

CONTINUED

39	0.797889409	0.000002102	10.990000000
40	1.160396049	10.990000000	-0.000000000
41	1.157054605	0.000001820	0.000000286
42	1.101915593	0.000001602	0.000001052
43	1.000009365	0.000001465	0.000001465
44	0.965665556	10.990000000	0.000001515
45	0.930323350	0.000001547	0.000001547
46	0.816992827	0.000001920	0.000001215
47	0.752734110	0.000001980	0.000000334
48	0.748833237	10.990000000	0.0
49	1.050140264	10.990000000	0.000000000
50	1.047506295	0.000000979	0.000000228
51	1.000010081	0.000000960	0.000000960
52	0.898103994	0.000001052	0.000001602
53	0.859289834	10.990000000	0.000001771
54	0.816993942	0.000001215	0.000001920
55	0.640335622	0.000002443	0.000002443
56	0.479941778	0.000005256	0.000001097
57	0.466560287	10.990000000	0.0
58	1.002609424	10.990000000	0.000000000
59	1.000010338	0.000000225	0.000000225
60	0.952514151	0.000000228	0.000000979
61	0.842965384	0.000000286	0.000001820
62	0.797891619	10.990000000	0.000002102
63	0.752735827	0.000000334	0.000001980
64	0.479942297	0.000001097	0.000005256
65	0.054689489	0.000003486	0.000003486
66	0.011148970	10.990000000	-0.000000000
67	0.997411265	-0.000000000	10.990000000
68	0.949880198	0.000000000	10.990000000
69	0.839623961	-0.000000000	10.990000000
70	0.748834991	-0.000000000	10.990000000
71	0.466560835	0.000000000	10.990000000
72	0.011148999	-0.000000000	10.990000000



TABLE E.12

CONFIGURATION TWO: PRESSURE AND VELOCITY RESULTS FOR
 VISCOSITY=10,000 CP AND N=3

INITIAL VISCOSITY OF THE OIL= 10000.000 CP
 NUMBER OF INTERIOR COLLOCATION POINTS PER ELEMENT= 9

COLLOCATION POINT	PRESSURE (PSI)	VELOCITY IN X DIRECTION CM/S	VELOCITY IN Y DIRECTION CM/S
1	99.886057167	-0.000000000	10.990000000
2	54.344886312	0.000000000	10.990000000
3	26.117493975	-0.000000000	10.990000000
4	17.038611645	-0.000000000	10.990000000
5	6.013007688	0.000000000	10.990000000
6	1.259907488	0.0	10.990000000
7	99.886057195	10.990000000	-0.000000000
8	95.532006103	0.000003486	0.000003486
9	53.005738325	0.000001097	0.000005256
10	25.727409062	0.000000334	0.000001980
11	21.211837451	10.990000000	0.000002102
12	16.704468313	0.000000286	0.000001820
13	5.749611750	0.000000228	0.000000979
14	1.000000000	0.000000225	0.000000225
15	0.740091572	10.990000000	0.000000000
16	54.344886860	10.990000000	-0.000000000
17	53.006738844	0.000005256	0.000001097
18	36.967372803	0.000002443	0.000002443
19	19.301573170	0.000001215	0.000001920
20	15.071994059	10.990000000	0.000001771
21	11.190587763	0.000001052	0.000001602
22	1.000006148	0.000000960	0.000000960
23	-3.749602679	0.000000979	0.000000228
24	-4.012598895	10.990000000	0.0
25	26.117495729	10.990000000	0.000000000
26	25.727410779	0.000001980	0.000000334
27	19.301574284	0.000001920	0.000001215
28	7.968578179	0.000001547	0.000001547
29	4.434374003	10.990000000	0.000001515
30	1.000008603	0.000001465	0.000001465
31	-9.190572179	0.000001602	0.000001052
32	-14.704453732	0.000001820	0.000000286
33	-15.038597128	10.990000000	-0.000000000
34	21.211839662	0.000002102	10.990000000
35	15.071995598	0.000001771	10.990000000
36	4.434374379	0.000001515	10.990000000

CONTINUED

37	-2.434356339	0.000001515	10.990000000
38	-13.071977751	0.000001771	10.990000000
39	-19.211822039	0.000002102	10.990000000
40	17.038614391	10.990000000	0.000000000
41	16.704471017	0.000001820	0.000000286
42	11.190589764	0.000001602	0.000001052
43	1.000009365	0.000001465	0.000001465
44	-2.434355964	10.990000000	0.000001515
45	-5.968560097	0.000001547	0.000001547
46	-17.301556221	0.000001920	0.000001215
47	-23.727392823	0.000001980	0.000000334
48	-24.117477783	10.990000000	0.000000000
49	6.013013522	10.990000000	-0.000000000
50	5.749617437	0.000000979	0.000000228
51	1.000010081	0.000000960	0.000000960
52	-9.190570178	0.000001052	0.000001602
53	-13.071976212	10.990000000	0.000001771
54	-17.301555107	0.000001215	0.000001920
55	-34.967354289	0.000002443	0.000002443
56	-51.006720184	0.000005256	0.000001097
57	-52.344868194	10.990000000	-0.000000000
58	1.259918303	10.990000000	0.000000000
59	1.000010338	0.000000225	0.000000225
60	-3.749596992	0.000000228	0.000000979
61	-14.704451028	0.000000286	0.000001820
62	-19.211819829	10.990000000	0.000002102
63	-23.727391106	0.000000334	0.000001980
64	-51.006719665	0.000001097	0.000005256
65	-93.531987192	0.000003486	0.000003486
66	-97.886038271	10.990000000	0.0
67	0.740102386	-0.000000000	10.990000000
68	-4.012993061	0.000000000	10.990000000
69	-15.038594381	-0.000000000	10.990000000
70	-24.117476029	0.0	10.990000000
71	-52.344867646	0.000000000	10.990000000
72	-97.886038243	0.0	10.990000000

TABLE E.13

CONFIGURATION TWO: PRESSURE AND VELOCITY RESULTS FOR
 VISCOSITY=100 CP AND N=4

INITIAL VISCOSITY OF THE OIL= 100.000 CP
 NUMBER OF INTERIOR COLLOCATION POINTS PER ELEMENT= 16

COLLOCATION POINT	PRESSURE (PSI)	VELOCITY IN X DIRECTION CM/S	VELOCITY IN Y DIRECTION CM/S
1	2.213532493	0.000000000	10.990000000
2	1.726977279	-0.000000000	10.990000000
3	1.378588361	-0.000000000	10.990000000
4	1.240539404	-0.000000000	10.990000000
5	1.176301182	-0.000000000	10.990000000
6	1.090222678	0.000000000	10.990000000
7	1.021792722	0.000000000	10.990000000
8	1.000961063	0.000000000	10.990000000
9	2.213532493	10.990000000	0.000000000
10	2.170096360	0.000005608	0.000005608
11	1.714862171	0.000001606	0.000008175
12	1.376363900	0.000000314	0.000002555
13	1.238655397	0.000000259	0.000002724
14	1.203495726	10.990000000	0.000002094
15	1.175085353	0.000000172	0.000001917
16	1.089189332	0.000000146	0.000001329
17	1.020827231	0.000000136	0.000000648
18	1.000000000	0.000000136	0.000000136
19	0.999038937	10.990000000	0.000000000
20	1.726977279	10.990000000	-0.000000000
21	1.714862171	0.000003176	0.000001606
22	1.554513969	0.000003613	0.000003613
23	1.330837258	0.000001332	0.000002684
24	1.204798417	0.000000949	0.000002108
25	1.175979201	10.990000000	0.000001950
26	1.149383240	0.000000777	0.000001804
27	1.067259357	0.000000671	0.000001292
28	1.000000000	0.000000645	0.000000645
29	0.979172769	0.000000648	0.000000136
30	0.978207278	10.990000000	0.0
31	1.378588361	10.990000000	-0.000000000
32	1.376363900	0.000002555	0.000000314
33	1.330837258	0.000002684	0.000001332
34	1.215042441	0.000001830	0.000001830
35	1.120894419	0.000001403	0.000001674
36	1.097525165	10.990000000	0.000001627
37	1.074937508	0.000001308	0.000001559
38	1.000000000	0.000001241	0.000001241

CONTINUED

39	0.740643	0.000001292	0.000000674
40	0.240810668	0.000001329	0.000000146
41	0.909777322	10.990000000	0.0
42	1.240539464	10.990000000	-0.000000000
43	1.238659397	0.000002724	0.000000259
44	1.204798417	0.000002108	0.000000949
45	1.120894419	0.000001674	0.000001403
46	1.042499703	0.000001510	0.000001510
47	1.021137229	10.990000000	0.000001501
48	1.000000000	0.000001480	0.000001480
49	0.925062492	0.000001559	0.000001308
50	0.850616760	0.000001804	0.000000777
51	0.824914607	0.000001917	0.000000172
52	0.823698818	10.990000000	0.0
53	1.203495726	0.000002094	10.990000000
54	1.175979201	0.000001950	10.990000000
55	1.097525165	0.000001627	10.990000000
56	1.021137229	0.000001501	10.990000000
57	0.978862771	0.000001501	10.990000000
58	0.902474835	0.000001627	10.990000000
59	0.824020799	0.000001950	10.990000000
60	0.796504274	0.000002094	10.990000000
61	1.176301182	10.990000000	-0.000000000
62	1.175085393	0.000001917	0.000000172
63	1.149383240	0.000001804	0.000000777
64	1.074937508	0.000001559	0.000001308
65	1.000000000	0.000001480	0.000001480
66	0.978862771	10.990000000	0.000001501
67	0.957500297	0.000001510	0.000001510
68	0.879105581	0.000001674	0.000001403
69	0.795201583	0.000002108	0.000000949
70	0.761340603	0.000002724	0.000000259
71	0.759460596	10.990000000	-0.000000000
72	1.090222678	10.990000000	-0.000000000
73	1.089189332	0.000001329	0.000000146
74	1.067259357	0.000001292	0.000000674
75	1.000000000	0.000001241	0.000001241
76	0.925062492	0.000001308	0.000001559
77	0.902474835	10.990000000	0.000001627
78	0.879105581	0.000001403	0.000001674
79	0.784957559	0.000001830	0.000001830
80	0.669162742	0.000002684	0.000001332
81	0.623636100	0.000002555	0.000000314
82	0.621411639	10.990000000	-0.000000000
83	1.021792722	10.990000000	0.000000000
84	1.020827231	0.000000648	0.000000000
85	1.000000000	0.000000645	0.000000645
86	0.932740643	0.000000671	0.000000292
87	0.850616760	0.000000777	0.000001804
88	0.824020799	10.990000000	0.000001950
89	0.795201583	0.000000949	0.000002108
90	0.669162742	0.000001332	0.000002684
91	0.445486031	0.000003613	0.000003613
92	0.285137829	0.000008176	0.000001606
93	0.273022721	10.990000000	0.0
94	1.000961063	10.990000000	-0.000000000
95	1.000000000	0.000000136	0.000000136
96	0.979172769	0.000000136	0.000000648
97	0.910810668	0.000000146	0.000001329
98	0.824914607	0.000000172	0.000001917

CONTINUED

99	0.796504274	10.990000000	0.000002094
100	0.761340603	0.000000259	0.000002724
101	0.623636100	0.000000314	0.000002555
102	0.285137829	0.000001606	0.000008176
103	-0.170096360	0.000005608	0.000005608
104	-0.213532493	10.990000000	-0.000000000
105	0.999038937	0.0	10.990000000
106	0.978207278	-0.000000000	10.990000000
107	0.909777322	0.000000000	10.990000000
108	0.823698818	-0.000000000	10.990000000
109	0.759460596	-0.000000000	10.990000000
110	0.621411639	0.0	10.990000000
111	0.273022721	0.0	10.990000000
112	-0.213532493	-0.000000000	10.990000000

TABLE E.14

CONFIGURATION TWO: PRESSURE AND VELOCITY RESULTS FOR
 VISCOSITY=10,000 CP AND N=4

INITIAL VISCOSITY OF THE OIL= 10000.000 CP
 NUMBER OF INTERIOR COLLOCATION POINTS PER ELEMENT= 16

COLLOCATION POINT	PRESSURE (PSI)	VELOCITY IN X DIRECTION CM/S	VELOCITY IN Y DIRECTION CM/S
1	122.353249324	0.000000000	10.990000000
2	73.697727881	-0.000000000	10.990000000
3	38.858836077	-0.000000000	10.990000000
4	25.053940375	0.000000000	10.990000000
5	18.630118188	0.000000000	10.990000000
6	10.022267763	0.000000000	10.990000000
7	3.179272213	-0.000000000	10.990000000
8	1.096106318	0.0	10.990000000
9	122.353249324	10.990000000	0.000000000
10	118.009636043	0.000005608	0.000005608
11	72.486217099	0.000001606	0.000008176
12	38.636390025	0.000000314	0.000002555
13	24.865939747	0.000000259	0.000002724
14	21.349572601	10.990000000	0.000002094
15	18.508539280	0.000000172	0.000001917
16	9.918933218	0.000000146	0.000001329
17	3.082723051	0.000000136	0.000000648
18	1.000000000	0.000000136	0.000000136
19	0.903893682	10.990000000	0.000000000
20	73.697727881	10.990000000	-0.000000000
21	72.486217099	0.000008176	0.000001606
22	56.451396891	0.000003613	0.000003613
23	34.083725767	0.000001332	0.000002684
24	21.479841662	0.000000949	0.000002108
25	18.597920077	10.990000000	0.000001950
26	15.938324045	0.000000777	0.000001804
27	7.725935690	0.000000671	0.000001292
28	1.000000000	0.000000645	0.000000645
29	-1.082723051	0.000000648	0.000000136
30	-1.179272213	10.990000000	-0.000000000
31	38.858836077	10.990000000	-0.000000000
32	38.636390025	0.000002555	0.000000314
33	34.083725767	0.000002684	0.000001332
34	22.504244097	0.000001830	0.000001830
35	13.089441872	0.000001403	0.000001674
36	10.752516483	10.990000000	0.000001627
37	8.493750800	0.000001308	0.000001559
38	1.000000000	0.000001241	0.000001241
39	-5.725935690	0.000001292	0.000000671

CONTINUED

40	-7.918933218	0.000001329	0.000000146
41	-8.022267763	10.990000000	0.000000000
42	25.053940375	10.990000000	0.000000000
43	24.865939747	0.000002724	0.000000259
44	21.479841662	0.000002108	0.000000949
45	13.089441872	0.000001674	0.000001403
46	5.249970285	0.000001510	0.000001510
47	3.113722881	10.990000000	0.000001501
48	1.000000000	0.000001480	0.000001480
49	-6.493750800	0.000001559	0.000001308
50	-13.938324045	0.000001804	0.000000777
51	-16.508539280	0.000001917	0.000000172
52	-16.630118188	10.990000000	0.0
53	21.349572601	0.000002094	10.990000000
54	18.597920077	0.000001950	10.990000000
55	10.752516483	0.000001627	10.990000000
56	3.113722881	0.000001501	10.990000000
57	-1.113722881	0.000001501	10.990000000
58	-8.752516483	0.000001627	10.990000000
59	-16.597920077	0.000001950	10.990000000
60	-19.349572601	0.000002094	10.990000000
61	18.630118188	10.990000000	-0.000000000
62	18.508539280	0.000001917	0.000000172
63	15.938324045	0.000001804	0.000000777
64	8.493750800	0.000001559	0.000001308
65	1.000000000	0.000001480	0.000001480
66	-1.113722881	10.990000000	0.000001501
67	-3.249970285	0.000001510	0.000001510
68	-11.089441872	0.000001674	0.000001403
69	-19.479841662	0.000002108	0.000000949
70	-22.865939747	0.000002724	0.000000259
71	-23.053940375	10.990000000	-0.000000000
72	10.022267763	10.990000000	0.000000000
73	9.918933218	0.000001329	0.000000146
74	7.725935690	0.000001292	0.000000671
75	1.000000000	0.000001241	0.000001241
76	-6.493750800	0.000001308	0.000001559
77	-8.752516483	10.990000000	0.000001627
78	-11.089441872	0.000001403	0.000001674
79	-20.504244097	0.000001830	0.000001830
80	-32.083725767	0.000002684	0.000001332
81	-36.36390025	0.000002555	0.000000314
82	-36.858836077	10.990000000	0.000000000
83	3.179272213	10.990000000	-0.000000000
84	3.062723051	0.000000648	0.000000136
85	1.000000000	0.000000645	0.000000645
86	-5.725935690	0.000000671	0.000001292
87	-13.938324045	0.000000777	0.000001804
88	-16.597920077	10.990000000	0.000001950
89	-19.479841662	0.000000949	0.000002108
90	-32.083725767	0.000001332	0.000002684
91	-54.451396891	0.000003613	0.000003613
92	-70.486217099	0.000008176	0.000001606
93	-71.697727881	10.990000000	0.0
94	1.096106318	10.990000000	-0.000000000
95	1.000000000	0.000000136	0.000000136
96	-1.082723051	0.000000136	0.000000648
97	-7.918933218	0.000000146	0.000001329
98	-16.508539280	0.000000172	0.000001917
99	-19.349572601	10.990000000	0.000002094

CONTINUED

100	-22.865939747	0.00000259	0.000002724
101	-36.636390025	0.00000314	0.000002555
102	-70.486217099	0.000001606	0.000008176
103	-116.009636043	0.000005608	0.000005608
104	-120.353249324	10.990000000	0.000000000
105	0.903893682	0.000000000	10.990000000
106	-1.179272213	-0.000000000	10.990000000
107	-8.022267763	0.0	10.990000000
108	-16.630118188	0.0	10.990000000
109	-23.053940375	0.0	10.990000000
110	-36.858836077	0.000000000	10.990000000
111	-71.657727881	0.0	10.990000000
112	-120.353249324	0.0	10.990000000

TABLE E.15

CONFIGURATION TWO: PRESSURE AND VELOCITY RESULTS FOR
 VISCOSITY=100 CP AND N=5

INITIAL VISCOSITY OF THE OIL= 100.000 CP
 NUMBER OF INTERIOR COLLOCATION POINTS PER ELEMENT= 25

COLLOCATION POINT	PRESSURE (PSI)	VELOCITY IN X DIRECTION CM/S	VELOCITY IN Y DIRECTION CM/S
1	2.395794653	0.000000000	10.990000000
2	1.893573156	-0.000000000	10.990000000
3	1.514036351	0.000000000	10.990000000
4	1.325556066	-0.000000000	10.990000000
5	1.223481067	0.000000000	10.990000000
6	1.185775722	-0.000000000	10.990000000
7	1.119491111	0.000000000	10.990000000
8	1.050122807	0.000000000	10.990000000
9	1.010663730	-0.000000000	10.990000000
10	1.000440653	-0.000000000	10.990000000
11	2.395794659	10.990000000	0.000000000
12	2.352402911	0.000008264	0.000008264
13	1.882020956	0.000002263	0.000011834
14	1.512347532	0.000000356	0.000003351
15	1.324348901	0.000000246	0.000003566
16	1.223057498	0.000000094	0.000001829
17	1.204854747	10.990000000	0.000002122
18	1.185160689	0.000000128	0.000001993
19	1.118588901	0.000000105	0.000001547
20	1.049672205	0.000000094	0.000000985
21	1.010223472	0.000000092	0.000000453
22	1.000000000	0.000000092	0.000000092
23	0.999558146	10.990000000	0.000000000
24	1.893573310	10.990000000	-0.000000000
25	1.882021104	0.000011834	0.000002263
26	1.721273002	0.000005123	0.000005123
27	1.473274547	0.000001655	0.000003699
28	1.300976262	0.000000938	0.000002699
29	1.210206070	0.000000608	0.000002132
30	1.190378752	10.990000000	0.000002017
31	1.171585111	0.000000583	0.000001909
32	1.107509133	0.000000502	0.000001512
33	1.039267538	0.000000459	0.000000976
34	1.000008814	0.000000452	0.000000452
35	0.989789833	0.000000452	0.000000092
36	0.989349338	10.990000000	0.0
37	1.514037077	10.990000000	-0.000000000
38	1.512348252	0.000003351	0.000003356

CONTINUED

39	1.473275116	0.000003699	0.000001655
40	1.356045675	0.000002354	0.000002354
41	1.232651510	0.000001477	0.000002083
42	1.158569700	0.000001205	0.000001861
43	1.141111357	10.990000000	0.000001781
44	1.124405368	0.000001101	0.000001709
45	1.065669113	0.000001001	0.000001419
46	1.000013753	0.000000952	0.000000962
47	0.960756949	0.000000976	0.000000459
48	0.950351500	0.000000985	0.000000094
49	0.949900948	10.990000000	0.000000000
50	1.325557798	10.990000000	0.000000000
51	1.324350686	0.000003566	0.000000246
52	1.300977821	0.000002699	0.000000938
53	1.232652462	0.000002083	0.000001477
54	1.145348172	0.000001643	0.000001643
55	1.084449507	0.000001450	0.000001586
56	1.069376634	10.990000000	0.000001562
57	1.054567129	0.000001404	0.000001531
58	1.000016304	0.000001365	0.000001365
59	0.934361541	0.000001419	0.000001001
60	0.892520005	0.000001512	0.000000502
61	0.881039932	0.000001547	0.000000105
62	0.860537787	10.990000000	-0.000000000
63	1.223483761	10.990000000	-0.000000000
64	1.223060182	0.000001829	0.000000094
65	1.210208558	0.000002132	0.000000608
66	1.158571503	0.000001861	0.000001205
67	1.084450298	0.000001586	0.000001450
68	1.028719557	0.000001505	0.000001505
69	1.014327392	10.990000000	0.000001499
70	1.000017639	0.000001489	0.000001489
71	0.945466957	0.000001531	0.000001404
72	0.875627286	0.000001709	0.000001101
73	0.828446585	0.000001909	0.000000583
74	0.814871028	0.000001993	0.000000128
75	0.814256082	10.990000000	0.000000000
76	1.204857717	0.000002122	10.990000000
77	1.190381512	0.000002017	10.990000000
78	1.141113403	0.000001781	10.990000000
79	1.069377639	0.000001562	10.990000000
80	1.014327600	0.000001499	10.990000000
81	0.985708205	0.000001499	10.990000000
82	0.930657831	0.000001562	10.990000000
83	0.858921785	0.000001781	10.990000000
84	0.809653523	0.000002017	10.990000000
85	0.795177506	0.000002122	10.990000000
86	1.185778962	10.990000000	0.000000000
87	1.185163923	0.000001993	0.000000128
88	1.171589159	0.000001909	0.000000583
89	1.124407667	0.000001709	0.000001101
90	1.054568353	0.000001531	0.000001404
91	1.000018055	0.000001489	0.000001489
92	0.985708412	10.990000000	0.000001499
93	0.971316162	0.000001505	0.000001505
94	0.915585137	0.000001586	0.000001450
95	0.841463719	0.000001861	0.000001205
96	0.789826564	0.000002132	0.000000608
97	0.776975145	0.000001829	0.000000094
98	0.776551658	10.990000000	0.0

CONTINUED

99	1.119495831	10.990000000	-0.000000000
100	1.118993604	0.000001547	0.000000105
101	1.107513497	0.000001512	0.000000502
102	1.065672487	0.000001419	0.000001001
103	1.000018411	0.000001365	0.000001365
104	0.945468181	0.000001404	0.000001531
105	0.930656837	10.990000000	0.000001562
106	0.915585928	0.000001450	0.000001586
107	0.854687162	0.000001643	0.000001643
108	0.767382895	0.000002083	0.000001477
109	0.699057603	0.000002699	0.000000938
110	0.675684997	0.000003566	0.000000246
111	0.674477979	10.990000000	-0.000000000
112	1.050130260	10.990000000	0.000000000
113	1.049679634	0.000000985	0.000000094
114	1.039274400	0.000000976	0.000000459
115	1.000018915	0.000000962	0.000000962
116	0.934364915	0.000001001	0.000001419
117	0.875629585	0.000001101	0.000001709
118	0.858923831	10.990000000	0.000001781
119	0.841465522	0.000001205	0.000001861
120	0.767383847	0.000001477	0.000002083
121	0.643991971	0.000002354	0.000002354
122	0.526760763	0.000003699	0.000001655
123	0.487687932	0.000003351	0.000000356
124	0.485999204	10.990000000	0.000000000
125	1.010676686	10.990000000	0.000000000
126	1.010236261	0.000000452	0.000000092
127	1.000019272	0.000000452	0.000000452
128	0.960763811	0.000000459	0.000000976
129	0.892524369	0.000000502	0.000001512
130	0.828449633	0.000000583	0.000001909
131	0.809656284	10.990000000	0.000002017
132	0.789829051	0.000000608	0.000002132
133	0.699059162	0.000000938	0.000002699
134	0.526761332	0.000001655	0.000003699
135	0.278763207	0.000005123	0.000005123
136	0.118015436	0.000011834	0.000002263
137	0.106463326	10.990000000	0.0
138	1.000460932	10.990000000	0.000000000
139	1.000019610	0.000000092	0.000000092
140	0.989802622	0.000000092	0.000000452
141	0.950358929	0.000000094	0.000000985
142	0.881044635	0.000000105	0.000001547
143	0.814874262	0.000000128	0.000001993
144	0.795180476	10.990000000	0.000002122
145	0.776977830	0.000000094	0.000001829
146	0.675686722	0.000000246	0.000003566
147	0.487688653	0.000000356	0.000003351
148	0.118015584	0.000002263	0.000011834
149	-0.352366035	0.000008264	0.000008264
150	-0.395757686	10.990000000	0.0
151	0.999578385	-0.000000000	10.990000000
152	0.989362294	0.0	10.990000000
153	0.949908402	0.0	10.990000000
154	0.880542507	0.0	10.990000000
155	0.814259322	0.000000000	10.990000000
156	0.776554352	0.0	10.990000000
157	0.674479711	-0.000000000	10.990000000
158	0.485999931	0.000000000	10.990000000
159	0.106463481	0.0	10.990000000
160	-0.395757679	0.000000000	10.990000000

TABLE E.16

CONFIGURATION TWO: PRESSURE AND VELOCITY RESULTS FOR
 VISCOSITY=10,000 CP AND N=5

INITIAL VISCOSITY OF THE OIL= 10000.000 CP
 NUMBER OF INTERIOR COLLOCATION POINTS PER ELEMENT= 25

COLLOCATION POINT	PRESSURE (PSI)	VELOCITY IN X DIRECTION CM/S	VELOCITY IN Y DIRECTION CM/S
1	140.577633529	0.000000000	10.990000000
2	90.355507869	0.0	10.990000000
3	52.401873336	0.000000000	10.990000000
4	33.553919678	0.000000000	10.990000000
5	23.346485189	-0.000000000	10.990000000
6	19.575996330	0.000000000	10.990000000
7	12.947679224	0.000000000	10.990000000
8	6.011103645	-0.000000000	10.990000000
9	2.065725493	0.0	10.990000000
10	1.044126816	-0.000000000	10.990000000
11	140.577633535	10.990000000	0.000000000
12	136.238463802	0.000008264	0.000008264
13	89.200292361	0.000002263	0.000011834
14	52.232995957	0.000000356	0.000003351
15	33.433213516	0.000000246	0.000003566
16	23.304132330	0.000000094	0.000001829
17	21.483876607	10.990000000	0.000002122
18	19.514497329	0.000000128	0.000001993
19	12.897461466	0.000000105	0.000001547
20	5.966045947	0.000000094	0.000000985
21	2.021687948	0.000000092	0.000000452
22	1.000000000	0.000000092	0.000000092
23	0.955872144	10.990000000	0.000000000
24	90.355508009	10.990000000	0.000000000
25	89.200292495	0.000011834	0.000002263
26	73.125506044	0.000005123	0.000005123
27	48.325705078	0.000001655	0.000003699
28	31.095948159	0.000000938	0.000002699
29	22.018989991	0.000000608	0.000002132
30	20.036275932	10.990000000	0.000002017
31	18.156940570	0.000000583	0.000001909
32	11.749469490	0.000000502	0.000001512
33	4.925540507	0.000000459	0.000000976
34	1.000007940	0.000000452	0.000000452
35	-0.021675946	0.000000452	0.000000092
36	-0.065713696	10.990000000	-0.000000000
37	52.401873993	10.990000000	0.000000000
38	52.232996608	0.000003351	0.000000356

CONTINUED

39	48.325705593	0.000003693	0.000001655
40	36.602601239	0.000002354	0.000001354
41	24.263446211	0.000001497	0.000001497
42	16.855314089	0.000001205	0.000001781
43	15.109493505	10.990000000	0.000001781
44	13.438918766	0.000001101	0.000001709
45	7.565392380	0.000001004	0.000001419
46	1.000012380	0.000000962	0.000000962
47	-2.925518453	0.000000976	0.000000459
48	-3.966024568	0.000000985	0.000000094
49	-4.011082212	10.990000000	0.0
50	33.553921245	10.990000000	0.000000000
51	33.433215076	0.000003566	0.000000246
52	31.095949569	0.000002699	0.000000938
53	24.263447072	0.000002083	0.000001477
54	15.533066344	0.000001643	0.000001643
55	9.443234044	0.000001450	0.000001586
56	7.935955612	10.990000000	0.000001562
57	6.455023925	0.000001404	0.000001531
58	1.000014659	0.000001365	0.000001365
59	-5.565364805	0.000001419	0.000001001
60	-9.749443267	0.000001512	0.000000502
61	-10.897435491	0.000001547	0.000000105
62	-10.947653181	10.990000000	-0.000000000
63	23.346487625	10.990000000	-0.000000000
64	23.304134758	0.000001829	0.000000094
65	22.018992241	0.000002132	0.000000608
66	16.855315720	0.000001861	0.000001205
67	9.443234760	0.000001586	0.000001450
68	3.870185831	0.000001505	0.000001505
69	2.430975388	10.990000000	0.000001499
70	1.000015866	0.000001489	0.000001489
71	-4.454993273	0.000001531	0.000001404
72	-11.438889393	0.000001709	0.000001101
73	-16.156912049	0.000001909	0.000000583
74	-17.514468762	0.000001993	0.000000128
75	-17.575967675	10.990000000	0.0
76	21.463879293	0.000002122	10.990000000
77	20.036278428	0.000002017	10.990000000
78	15.109495355	0.000001781	10.990000000
79	7.935956522	0.000001562	10.990000000
80	2.430975576	0.000001499	10.990000000
81	-0.430943359	0.000001499	10.990000000
82	-5.935924611	0.000001562	10.990000000
83	-13.109463686	0.000001781	10.990000000
84	-18.036246884	0.000002017	10.990000000
85	-19.483847552	0.000002122	10.990000000
86	-19.575999260	10.990000000	0.000000000
87	19.514500254	0.000001993	0.000000128
88	18.156943327	0.000001909	0.000000583
89	13.438920845	0.000001709	0.000001101
90	6.455025032	0.000001531	0.000001404
91	1.000016243	0.000001489	0.000001489
92	-0.430943172	10.990000000	0.000001499
93	-1.870153698	0.000001505	0.000001505
94	-7.443202890	0.000001586	0.000001450
95	-14.855284030	0.000001861	0.000001205
96	-20.018960629	0.000002132	0.000000608
97	-21.304102932	0.000001829	0.000000094
98	-21.346455708	10.990000000	0.000000000

CONTINUED

99	12.947683493	10.990000000	0.000000000
100	12.897465720	0.000001547	0.000000105
101	11.749473437	0.000001512	0.000000502
102	7.565395431	0.000001419	0.000001001
103	1.000016565	0.000001365	0.000001365
104	-4.454992165	0.000001404	0.000001531
105	-5.935923702	10.990000000	0.000001562
106	-7.443202174	0.000001450	0.000001586
107	-13.533034572	0.000001643	0.000001643
108	-22.263415269	0.000002083	0.000001477
109	-29.095917696	0.000002699	0.000000938
110	-31.433182945	0.000003566	0.000000246
111	-31.553889019	10.990000000	0.000000000
112	6.011110386	10.990000000	0.000000000
113	5.966052666	0.000000925	0.000000094
114	4.925546714	0.000000976	0.000000459
115	1.000017049	0.000000962	0.000000962
116	-5.565361754	0.000001001	0.000001419
117	-11.438887313	0.000001101	0.000001709
118	-13.109461835	10.990000000	0.000001781
119	-14.855282398	0.000001205	0.000001861
120	-22.263414408	0.000001477	0.000002083
121	-34.602569172	0.000002354	0.000002354
122	-46.325673316	0.000003699	0.000001655
123	-50.232964036	0.000003351	0.000000356
124	-50.401841325	10.990000000	-0.000000000
125	2.065737212	10.990000000	0.000000000
126	2.021699516	0.000000452	0.000000092
127	1.000017399	0.000000452	0.000000452
128	-2.925512246	0.000000459	0.000000976
129	-9.749439320	0.000000502	0.000001512
130	-16.156909292	0.000000583	0.000001909
131	-18.036244387	10.990000000	0.000002017
132	-20.018958379	0.000000608	0.000002132
133	-29.095916286	0.000000938	0.000002699
134	-46.325672801	0.000001655	0.000003699
135	-71.125473500	0.000005123	0.000005123
136	-87.200259659	0.000011834	0.000002263
137	-88.355475078	10.990000000	0.000000000
138	1.044145121	10.990000000	-0.000000000
139	1.000017736	0.000000092	0.000000092
140	-0.021664379	0.000000092	0.000000452
141	-3.966017849	0.000000094	0.000000985
142	-10.897431237	0.000000105	0.000001547
143	-17.514465837	0.000000128	0.000001993
144	-19.483844865	10.990000000	0.000002122
145	-21.304100504	0.000000094	0.000001829
146	-31.433181384	0.000000246	0.000003566
147	-50.232963385	0.000000356	0.000003351
148	-87.200259525	0.000002263	0.000011834
149	-134.238430710	0.000008264	0.000008264
150	-138.577600352	10.990000000	0.0
151	0.955890449	-0.000000000	10.990000000
152	-0.065701977	-0.000000000	10.990000000
153	-4.011075471	-0.000000000	10.990000000
154	-10.947648911	0.0	10.990000000
155	-17.575964744	0.0	10.990000000
156	-21.346453271	0.0	10.990000000
157	-31.553887452	-0.000000000	10.990000000
158	-50.401840668	0.0	10.990000000
159	-88.355474939	0.000000000	10.990000000
160	-138.577600346	0.000000000	10.990000000

APPENDIX F

Concentration Results from Convection Diffusion Equation

A value of 10.99 in the velocity columns indicates that the velocity at that collocation point was not evaluated.

TABLE P.1
 CONFIGURATION ONE: CONCENTRATION RESULTS FOR
 DISPERSION COEFFICIENT=.0001075 SQ.CM/S AND N=3

INITIAL VISCOSITY OF THE OIL= 100.000 CP
 KD= 0.0001075SQ.CM/S
 NUMBER OF INTERIOR COLLOCATION POINTS PER ELEMENT= 9
 TIME=50,000 S
 DT=50,000 S

COLLOCATION POINT	PRESSURE (PSI)	VELOCITY IN X DIRECTION CM/S	VELOCITY IN Y DIRECTION CM/S	CONCENTRATION		COLLOCATION POINT
				IMPLICIT METHOD	E-K METHOD	
1	1.828773953	-0.000000000	10.990000000	0.0057388	0.0087286	1
2	1.355770126	0.000000000	10.990000000	0.0020115	0.0000118	2
3	1.156293268	-0.000000000	10.990000000	-0.0000015	-0.0000016	3
4	1.093897308	-0.000000000	10.990000000	0.0000003	-0.0	4
5	1.026436667	0.000000000	10.990000000	-0.0000000	-0.0	5
6	1.001309415	-0.000000000	10.990000000	0.0000000	-0.0	6
7	1.026174900	10.990000000	-0.000000000	0.0027394	0.0087291	7
8	1.783944216	0.000003598	0.000003273	0.0076994	0.0076904	8
9	1.381502060	0.000001174	0.000004810	0.0000101	0.0000104	9
10	1.152174607	0.000000353	0.000001360	-0.0000014	-0.0000014	10
11	1.121433160	10.990000000	0.000001474	0.0002191	0.0002186	11
12	1.090773736	0.000000267	0.000001199	0.0000003	0.0	12
13	1.024689370	0.000000151	0.000000533	-0.0000000	0.0	13
14	1.000000000	0.000000113	0.000000112	0.0000000	0.0	14
15	0.998710335	10.990000000	0.000000000	-0.0000168	-0.0000168	15
16	1.345640597	10.990000000	0.000000000	0.0000137	0.0000141	16
17	1.334006465	0.000005789	0.000000946	0.0000121	0.0000124	17
18	1.203668649	0.000002820	0.000001860	0.0000000	0.0000000	18
19	1.063631182	0.000001307	0.000001115	-0.0000000	-0.0000000	19
20	1.060035134	10.990000000	0.000000955	0.0000003	0.0000004	20
21	1.035920776	0.000000960	0.000000797	0.0000000	0.0	21
22	0.994634705	0.000000563	0.000000377	-0.0000000	0.0	22
23	0.977193298	0.000000445	0.000000077	0.0000000	0.0	23
24	0.976306574	10.990000000	-0.000000000	-0.0000000	-0.0000000	24
25	0.995908837	10.990000000	0.000000000	-0.0000033	-0.0000033	25
26	0.995131076	0.000000379	0.000000067	-0.0000029	-0.0000029	26
27	0.991726407	0.000000277	0.000000250	-0.0000000	-0.0000000	27
28	0.959401095	0.000001736	0.000000271	0.0000000	0.0000000	28
29	0.953659550	10.990000000	0.000000224	-0.0000001	-0.0000001	29
30	0.948516384	0.000001276	0.000000189	-0.0000000	0.0	30
31	0.938014976	0.000000805	0.000000092	0.0000000	0.0	31
32	0.933579126	0.000000621	0.000000019	-0.0000000	0.0	32
33	0.933579126	10.990000000	-0.000000000	0.0000000	0.0000000	33
34	0.949316895	0.000003576	10.990000000	0.0002183	0.0002176	34

CONTINUED

35	0.919316689	C.000002726	10.990000000	0.0000003	0.0000003	35
36	0.919316243	C.000001739	10.990000000	-0.0000000	-0.0000000	36
37	0.919315896	C.000001291	10.990000000	0.0000000	-0.0	37
38	0.919315274	C.000000816	10.990000000	-0.0000000	-0.0	38
39	0.919314863	C.000000629	10.990000000	0.0000000	-0.0	39
40	0.842724974	10.990000000	-0.000000000	0.0000008	-0.0	40
41	0.843562213	0.000003179	-0.000000067	0.0000007	0.0	41
42	0.856906969	0.000001736	-0.000000254	0.0000000	0.0	42
43	0.879231393	10.990000000	-0.000000271	-0.0000000	-0.0	43
44	0.864972592	C.000001276	-0.000000189	0.0000000	0.0	44
45	0.869715354	C.000000805	-0.000000092	-0.0000000	0.0	45
46	0.900615535	C.000000621	-0.000000019	0.0000000	0.0	46
47	0.905118409	10.990000000	0.0	-0.0000000	-0.0	47
48	0.492993197	10.990000000	0.000000000	-0.0000004	0.0	48
49	0.504627306	0.000005789	-0.000000946	-0.0000003	0.0	49
50	0.634964686	0.000002820	-0.000001860	-0.0000000	0.0	50
51	0.755001169	0.000001337	-0.000001115	-0.0000000	0.0	51
52	0.778596830	10.990000000	-0.000009955	-0.0000000	-0.0	52
53	0.798710760	0.000000960	-0.000000757	0.0000000	0.0	53
54	0.843995013	0.000000583	-0.000000377	-0.0000000	0.0	54
55	0.861434767	0.000000445	-0.000000077	-0.0000000	0.0	55
56	0.862321354	10.990000000	0.0	0.0000000	-0.0	56
57	0.812458879	10.990000000	0.000000000	0.0000002	0.0	57
58	0.054669537	C.000003598	-0.000003373	0.0000001	0.0	58
59	0.457131234	C.000001174	-0.000004810	-0.0000000	0.0	59
60	0.686457602	0.000000353	-0.000001359	0.0000000	0.0	60
61	0.71048596	10.990000000	-0.000001474	-0.0000000	-0.0	61
62	0.74057567	0.000000267	-0.000001159	-0.0000000	0.0	62
63	0.813935173	0.000000151	-0.000000533	0.0000000	0.0	63
64	0.838624250	C.000000113	-0.000000112	-0.0000000	0.0	64
65	0.839413476	10.990000000	0.0	-0.0000000	0.0	65
66	0.009859799	0.000000000	10.990000000	-0.0000165	0.0000167	66
67	0.442663164	-0.000000000	10.990000000	-0.0000000	-0.0000000	67
68	0.682338830	0.0	10.990000000	0.0000000	0.0000000	68
69	0.744733978	0.000000000	10.990000000	-0.0000000	0.0	69
70	0.612191825	0.0	10.990000000	0.0000000	0.0	70
71	0.837314422	0.000000000	10.990000000	-0.0000000	0.0	71
72						72

TABLE P.2

CONFIGURATION ONE: CONCENTRATION RESULTS FOR
DISPERSION COEFFICIENT=0.01075 SQ.CM/S AND N=3

INITIAL VISCOSITY OF THE OIL= 100.000 CP
FD= 0.0107500SQ.CM/S
NUMBER OF INTERIOR COLLOCATION POINTS PER ELEMENT= 9
TIME=50,000 S
DT=50,000 S

COLLOCATION POINT	PRESSURE (PSI)	VELOCITY IN X DIRECTION CM/S	VELOCITY IN Y DIRECTION CM/S	CONCENTRATION		COLLOCATION POINT
				IMPLICIT METHOD	B-K METHOD	
1	1.828773953	-0.000000000	10.990000000	0.0086009	0.0083523	1
2	1.395778126	0.000000000	10.990000000	0.0000592	0.0000521	2
3	1.156293268	-0.000000000	10.990000000	-0.0000209	-0.0000338	3
4	1.093897308	-0.000000000	10.990000000	0.0000072	-0.0	4
5	1.026436607	0.000000000	10.990000000	-0.0000007	-0.0	5
6	1.001309415	-0.000000000	10.990000000	0.0000003	-0.0	6
7	1.826174900	10.990000000	-0.000000000	0.0086014	0.0083528	7
8	1.783944216	0.000003598	0.000003373	0.0075670	0.0073677	8
9	1.381502060	0.000001174	0.000004210	0.0000523	0.0000460	9
10	1.152174607	0.000000353	0.000001360	-0.0000185	-0.0000298	10
11	1.121433160	10.990000000	0.000001474	0.0002057	0.0001899	11
12	1.090773736	0.000000267	0.000001199	0.0000064	0.0	12
13	1.024689370	0.000000151	0.000000533	-0.0000006	0.0	13
14	1.000000000	0.000000113	0.000000112	0.0000003	0.0	14
15	0.998710335	10.990000000	0.000000000	-0.0000144	-0.0000146	15
16	1.345640597	10.990000000	0.000000000	0.0000614	0.0000543	16
17	1.334006465	0.000005789	0.000009546	0.0000542	0.0000479	17
18	1.203668649	0.000002620	0.000001860	0.0000007	0.0000004	18
19	1.083631182	0.000001307	0.000001115	-0.0000002	-0.0000002	19
20	1.060035134	10.990000000	0.000000955	0.0000014	0.0000012	20
21	1.039920776	0.000000960	0.000000767	0.0000001	0.0	21
22	0.994634706	0.000000583	0.000000377	-0.0000000	0.0	22
23	0.977193298	0.000000445	0.000000677	0.0000000	0.0	23
24	0.976306574	10.990000000	-0.000000000	-0.0000001	-0.0000001	24
25	0.995508837	10.990000000	0.000000000	-0.0000226	-0.0000354	25
26	0.955131576	0.000003179	0.000000067	-0.0000199	-0.0000312	26
27	0.981726407	0.000002717	0.000000254	-0.0000002	-0.0000002	27
28	0.959401055	0.000001736	0.000000271	0.0000001	0.0000002	28
29	0.953659550	10.990000000	0.000000224	-0.0000005	-0.0000008	29
30	0.948916384	0.000001276	0.000000189	-0.0000000	0.0	30
31	0.938014976	0.000000805	0.000000092	0.0000000	0.0	31
32	0.933729126	0.000000621	0.000000019	-0.0000000	0.0	32
33	0.933511264	10.990000000	-0.000000000	0.0000000	0.0000001	33

CONTINUED

34	0.919316895	0.000003576	10.990000000	0.0002049	0.0001889	34
35	0.919316689	0.000002726	10.990000000	0.0000013	0.0000012	35
36	0.919316243	0.000001739	10.990000000	-0.0000005	-0.0000007	36
37	0.919315898	0.000001291	10.990000000	0.0000002	-0.0	37
38	0.919315274	0.000000816	10.990000000	-0.0000000	-0.0	38
39	0.919314863	0.000000629	10.990000000	0.0000000	-0.0	39
40	0.842724974	10.990000000	-0.000000000	0.0000076	-0.0	40
41	0.843502213	0.000003179	-0.000000000	0.0000067	0.0	41
42	0.856906969	0.000002717	-0.000000254	0.0000001	0.0	42
43	0.879231383	0.000001736	-0.000000271	-0.0000000	0.0	43
44	0.884972592	10.990000000	-0.000000224	0.0000002	-0.0	44
45	0.889715354	0.000001276	-0.000000189	0.0000000	0.0	45
46	0.900615535	0.000000805	-0.000000092	-0.0000000	0.0	46
47	0.904900598	0.000000621	-0.000000019	0.0000000	0.0	47
48	0.905116409	10.990000000	0.0	-0.0000000	0.0	48
49	0.492993197	10.990000000	0.000000000	-0.0000010	-0.0	49
50	0.504627306	0.000005789	-0.000000946	-0.0000009	0.0	50
51	0.634964686	0.000002820	-0.000001860	-0.0000000	0.0	51
52	0.755001169	0.000001307	-0.000001115	0.0000000	0.0	52
53	0.772596830	10.990000000	-0.000000955	-0.0000000	-0.0	53
54	0.798710760	0.000000960	-0.000000797	-0.0000000	0.0	54
55	0.843595013	0.000000583	-0.000000377	0.0000000	0.0	55
56	0.861434767	0.000000445	-0.000000077	-0.0000000	0.0	56
57	0.862321354	10.990000000	0.0	0.0000000	0.0	57
58	0.012458879	10.990000000	0.000000000	0.0000005	-0.0	58
59	0.054689537	0.000003598	-0.000003373	0.0000004	0.0	59
60	0.457131234	0.000001174	-0.000000481	0.0000000	0.0	60
61	0.686457602	0.000000353	-0.000001359	-0.0000000	0.0	61
62	0.717196598	10.990000000	-0.000001474	0.0000000	-0.0	62
63	0.747857567	0.000000267	-0.000001199	0.0000000	0.0	63
64	0.813939173	0.000000151	-0.000000533	-0.0000000	0.0	64
65	0.838624250	0.000000113	-0.000000112	0.0000000	0.0	65
66	0.839913470	10.990000000	0.0	-0.0000000	0.0	66
67	0.009859799	0.000000000	10.990000000	-0.0000141	-0.0000145	67
68	0.442863164	-0.000000000	10.990000000	-0.0000001	-0.0000001	68
69	0.682338930	0.0	10.990000000	0.0000000	0.0000001	69
70	0.744733978	0.000000000	10.990000000	-0.0000000	0.0	70
71	0.812191825	0.0	10.990000000	0.0000000	0.0	71
72	0.827314422	0.000000000	10.990000000	-0.0000000	0.0	72

TABLE F.3

CONFIGURATION ONE: CONCENTRATION RESULTS FOR
DISPERSION COEFFICIENT=.0001075 SQ.CM/S AND N=5

INITIAL VISCOSITY OF THE OIL= 100.000 CP
KD= 0.0001075 SQ.CM/S
NUMBER OF INTERIOR COLLOCATION POINTS PER ELEMENT= 25
TIME=50,000 S
DT=50,000 S

COLLOCATION POINT	PRESSURE (PSI)	VELOCITY IN X DIRECTION CM/S	VELOCITY IN Y DIRECTION CM/S	CONCENTRATION		COLLOCATION POINT
				IMPLICIT METHOD	R-K METHOD	
1	2.234607128	-0.000000000	10.990000000	0.0461453	0.0458244	1
2	1.737433350	0.000000000	10.990000000	0.0003190	0.0003498	2
3	1.378337514	-0.000000000	10.990000000	-0.0000300	-0.0000397	3
4	1.216296452	-0.000000000	10.990000000	0.0000174	0.0000238	4
5	1.136850047	-0.000000000	10.990000000	-0.0000062	-0.0000085	5
6	1.110997583	-0.000000000	10.990000000	0.0000020	-0.0	6
7	1.067341590	0.000000000	10.990000000	-0.0000003	-0.0	7
8	1.026412695	-0.000000000	10.990000000	0.0000001	-0.0	8
9	1.005394578	0.000000000	10.990000000	-0.0000000	-0.0	9
10	1.000220212	-0.000000000	10.990000000	0.0000000	-0.0	10
11	2.234165861	10.990000000	-0.000000000	0.0461462	0.0458278	11
12	2.190994862	0.000008310	0.00008218	0.0412828	0.0410013	12
13	1.725676028	0.000002306	0.000011613	0.0002954	0.0003129	13
14	1.374494719	0.000000389	0.000002910	-0.0000268	-0.0000355	14
15	1.215013063	0.000000262	0.000002984	0.0000155	0.0000213	15
16	1.136410532	0.000000097	0.000001210	-0.0000055	-0.0000076	16
17	1.124150168	10.990000000	0.000001501	0.0003819	0.0003756	17
18	1.110395502	0.00000012	0.000001373	0.0000018	0.0	18
19	1.066915711	0.000000089	0.000000966	-0.0000003	0.0	19
20	1.026116075	0.000000062	0.000000544	0.0000001	0.0	20
21	1.005159837	0.000000049	0.000000231	-0.0000000	0.0	21
22	1.000000000	0.000000046	0.000000046	0.0000000	0.0	22
23	0.999778939	10.990000000	0.000000000	-0.0000122	-0.0000121	23
24	1.726776296	10.990000000	0.000000000	0.0000000	0.0000363	24
25	1.715459344	0.000012065	0.000002314	0.0002962	0.0003248	25
26	1.560109222	0.000005339	0.000004697	0.0000018	0.0000015	26
27	1.331611033	0.000001817	0.000003230	-0.0000002	-0.0000002	27
28	1.189845828	0.000001019	0.000002081	0.0000001	0.0000001	28
29	1.123167673	0.000000624	0.000001474	-0.0000000	-0.0000000	29
30	1.109674172	10.990000000	0.000001357	0.0000027	0.0000030	30
31	1.097194358	0.000000567	0.000001251	0.0000000	0.0	31
32	1.057230470	0.000000422	0.000000894	-0.0000000	0.0	32
33	1.019322084	0.000000297	0.000000507	0.0000000	0.0	33

CONTINUED

34	0.999763864	0.000000236	0.000000216	-0.0000000	0.0	34
35	0.994943017	0.000000222	0.000000043	0.0000000	0.0	35
36	0.994737782	10.990000000	0.000000000	-0.0000001	-0.0000001	36
37	1.326227252	10.990000000	-0.000000000	-0.0000395	-0.0000524	37
38	1.324835028	0.000003895	0.000000254	-0.0000354	-0.0000469	38
39	1.292556261	0.000004206	0.00001358	-0.0000003	-0.0000003	39
40	1.199988026	0.000002731	0.00001769	0.0000000	0.0000000	40
41	1.114299050	0.00001663	0.00001317	-0.0000000	-0.0000000	41
42	1.070058200	0.00001244	0.00001047	0.0000000	0.0000000	42
43	1.060406743	10.990000000	0.000000965	-0.0000003	-0.0000004	43
44	1.051507648	0.000011062	0.00000895	-0.0000000	0.0	44
45	1.022612394	0.00000815	0.00000653	0.0000000	0.0	45
46	0.994660298	0.00000586	0.00000377	-0.0000000	0.0	46
47	0.960066789	0.00000469	0.00000162	0.0000000	0.0	47
48	0.976455723	0.00000441	0.00000032	-0.0000000	0.0	48
49	0.976301766	10.990000000	0.0	0.0000000	0.0000000	49
50	1.096821423	10.990000000	0.000000000	0.0000258	0.0000354	50
51	1.096040164	0.000004532	0.000000157	0.0000231	0.0000316	51
52	1.082352697	0.000003593	0.000000517	0.0000001	0.0000001	52
53	1.048646139	0.000002736	0.000000663	-0.0000000	-0.0000000	53
54	1.013319300	0.000001960	0.000000595	0.0000000	0.0000000	54
55	0.993121893	0.000001515	0.000000479	-0.0000000	-0.0000000	55
56	0.988671966	10.990000000	0.000000451	0.0000002	0.0000003	56
57	0.984425416	0.000001339	0.000000423	0.0000000	0.0	57
58	0.970035880	0.000001048	0.000000317	-0.0000000	0.0	58
59	0.956958608	0.000000766	0.000000186	0.0000000	0.0	59
60	0.949735906	0.000000618	0.000000080	-0.0000000	0.0	60
61	0.947941227	0.000000581	0.000000016	0.0000000	0.0	61
62	0.947864928	10.990000000	0.0	-0.0000000	-0.0000000	62
63	0.941092704	10.990000000	-0.000000000	-0.0000137	-0.0000170	63
64	0.951268170	0.000003202	-0.000000031	-0.0000123	-0.0000152	64
65	0.951620697	0.000003382	0.000000041	-0.0000001	-0.0000001	65
66	0.945670817	0.000002756	0.000000143	0.0000000	0.0000000	66
67	0.932572534	0.000002009	0.000000111	-0.0000000	-0.0000000	67
68	0.945609925	0.000001591	0.000000102	0.0000000	0.0000000	68
69	0.933522680	10.990000000	0.000000092	-0.0000001	-0.0000001	69
70	0.932766954	0.000001403	0.000000036	-0.0000000	0.0	70
71	0.929935330	0.000001108	0.000000065	0.0000000	0.0	71
72	0.927118607	0.000000814	0.000000038	-0.0000000	0.0	72
73	0.925625095	0.000000658	0.000000017	0.0000000	0.0	73
74	0.925253672	0.000000619	0.000000003	-0.0000000	0.0	74
75	0.925237764	10.990000000	0.0	0.0000000	0.0000000	75
76	0.919314275	0.000003623	10.990000000	0.0003779	0.0003699	76
77	0.919314096	0.000003374	10.990000000	0.0000626	0.0000029	77
78	0.919313836	0.000002745	10.990000000	-0.0000002	-0.0000003	78
79	0.919313490	0.000002013	10.990000000	0.0000001	0.0000002	79
80	0.919313277	0.000001591	10.990000000	-0.0000001	-0.0000001	80
81	0.919313086	0.000001407	10.990000000	0.0000000	-0.0	81
82	0.919312565	0.000001110	10.990000000	-0.0000000	-0.0	82
83	0.919311957	0.000000816	10.990000000	0.0000000	-0.0	83
84	0.919311559	0.000000660	10.990000000	-0.0000000	-0.0	84
85	0.919311548	0.000000621	10.990000000	0.0000000	-0.0	85
86	0.887535858	10.990000000	0.000000000	0.0000000	-0.0	86
87	0.887560300	0.000000292	0.000000021	0.0000003	0.0	87
88	0.887007407	0.000000332	-0.000000041	0.0000000	0.0	88
89	0.892956771	0.0000002756	-0.000000143	-0.0000000	0.0	89
90	0.900054357	0.000000209	-0.000000111	0.0000000	0.0	90
91	0.904065639	0.0000001591	-0.000000102	-0.0000000	0.0	91
92	0.905003683	10.990000000	-0.000000042	0.0000000	-0.0	92
93	0.905859127	0.0000001403	-0.000000086	0.0000000	0.0	93

CONTINUED

94	0.908689709	0.000001108	-0.000000065	-0.0000000	0.0	94
95	0.911505210	0.000000814	-0.000000038	0.0000000	0.0	95
96	0.912997921	0.000000658	-0.000000017	-0.0000000	0.0	96
97	0.913369357	0.000000619	-0.000000002	0.0000000	0.0	97
98	0.913385344	10.990000000	0.0	-0.0000000	0.0	98
99	0.741806887	10.990000000	0.000000000	-0.0000012	-0.0	99
100	0.742588053	0.000004532	-0.000000157	-0.0000011	0.0	100
101	0.756275154	0.000003593	-0.000000517	-0.0000000	0.0	101
102	0.789581189	0.000002736	-0.000000663	0.0000000	0.0	102
103	0.825307313	0.000001960	-0.000000595	-0.0000000	0.0	103
104	0.845504271	0.000001515	-0.000000479	0.0000000	0.0	104
105	0.849954089	10.990000000	-0.000000451	-0.0000000	-0.0	105
106	0.854140350	0.000001423	-0.000000423	-0.0000000	0.0	106
107	0.867988797	0.000001274	-0.000000317	0.0000000	0.0	107
108	0.861664743	0.000000741	-0.000000186	-0.0000000	0.0	108
109	0.888886495	0.000000618	-0.000000080	-0.0000000	0.0	109
110	0.890681081	0.000000581	-0.000000016	-0.0000000	0.0	110
111	0.890757450	10.990000000	-0.000000000	0.0000000	0.0	111
112	0.512400976	10.990000000	0.000000000	0.0000005	-0.0	112
113	0.513753108	0.000003895	-0.000000254	0.0000005	0.0	113
114	0.546071503	0.000004206	-0.000001358	0.0000000	0.0	114
115	0.638639194	0.000002731	-0.000001769	-0.0000000	0.0	115
116	0.724327403	0.000001663	-0.000001317	-0.0000000	0.0	116
117	0.768567732	0.000001244	-0.000001047	0.0000000	0.0	117
118	0.778219053	10.990000000	-0.000000965	0.0000000	-0.0	118
119	0.787117828	0.000001062	-0.000000895	0.0000000	0.0	119
120	0.816011833	0.000000815	-0.000000653	0.0000000	0.0	120
121	0.843962176	0.000000586	-0.000000377	-0.0000000	0.0	121
122	0.858554142	0.000000469	-0.000000162	-0.0000000	0.0	122
123	0.862164920	0.000000441	-0.000000032	-0.0000000	0.0	123
124	0.862318942	10.990000000	0.000000000	-0.0000000	0.0	124
125	0.111851979	10.990000000	0.000000000	-0.0000010	-0.0	125
126	0.123168839	0.000012065	-0.000002214	-0.0000009	0.0	126
127	0.278518585	0.000005339	-0.000004227	-0.0000000	0.0	127
128	0.506816208	0.000001817	-0.000003230	-0.0000000	0.0	128
129	0.648780591	0.000001019	-0.000002081	0.0000000	0.0	129
130	0.715438145	0.000000624	-0.000001474	-0.0000000	0.0	130
131	0.728951484	10.990000000	-0.000001357	-0.0000000	-0.0	131
132	0.741430946	0.000000557	-0.000001251	0.0000000	0.0	132
133	0.781393369	0.000000422	-0.000000854	-0.0000000	0.0	133
134	0.819299371	0.000000297	-0.000000507	0.0000000	0.0	134
135	0.838854326	0.000000236	-0.000000216	-0.0000000	0.0	135
136	0.843673269	0.000000222	-0.000000043	-0.0000000	0.0	136
137	0.843878438	10.990000000	0.000000000	0.0000000	0.0	137
138	-0.395537344	10.990000000	0.000000000	0.0000006	-0.0	138
139	-0.352366438	0.000008316	-0.000008218	0.0000005	0.0	139
140	0.112952019	0.000002396	-0.000001163	-0.0000000	0.0	140
141	0.464132755	0.000000389	-0.000000291	0.0000000	0.0	141
142	0.623613570	0.000000262	-0.000000284	-0.0000000	0.0	142
143	0.702215471	0.000000097	-0.000000121	0.0000000	0.0	143
144	0.714475660	10.990000000	-0.000001501	0.0000000	-0.0	144
145	0.726226996	0.000000124	-0.000001373	-0.0000000	0.0	145
146	0.771708184	0.000000089	-0.000000966	0.0000000	0.0	146
147	0.812505230	0.000000062	-0.000000544	-0.0000000	0.0	147
148	0.833456586	0.000000049	-0.000000231	0.0000000	0.0	148
149	0.836610392	0.000000046	-0.000000046	0.0000000	0.0	149
150	0.838830961	10.990000000	0.000000000	-0.0000000	0.0	150
151	-0.395978617	-0.000000000	10.990000000	-0.0000112	-0.0000119	151
152	0.101194783	0.0	10.990000000	-0.0000001	-0.0000001	152
153	0.462290047	-0.000000000	10.990000000	0.0000000	0.0000000	153
154	0.622330276	0.0	10.990000000	-0.0000000	-0.0000000	154
155	0.701776040	0.0	10.990000000	0.0000000	0.0000000	155
156	0.727628001	0.0	10.990000000	-0.0000000	0.0	156
157	0.771282381	0.0	10.990000000	0.0000000	0.0	157
158	0.812208681	0.0	10.990000000	-0.0000000	0.0	158
159	0.833221384	0.000000000	10.990000000	0.0000000	0.0	159
160	0.83889694	0.000000000	10.990000000	-0.0000000	0.0	160

TABLE P.4

CONFIGURATION ONE: CONCENTRATION RESULTS FOR
DISPERSION COEFFICIENT=.01075 SQ.CM/S AND N=5

INITIAL VISCOSITY OF THE OIL= 100.000 CP
KD= 0.0107500SQ.CM/S
NUMBER OF INTERIOR COLLOCATION POINTS PER ELEMENT= 25
TIME=50,000 S
DT=50,000 S

COLLOCATION POINT	PRESSURE (PSI)	VELOCITY IN X DIRECTION CM/S	VELOCITY IN Y DIRECTION CM/S	CONCENTRATION		COLLOCATION POINT
				IMPLICIT METHOD	R-K METHOD	
1	2.234607128	-0.000000000	10.990000000	0.0430028	0.0367040	1
2	1.737433350	0.000000000	10.990000000	0.0011293	0.0009224	2
3	1.378337514	-0.000000000	10.990000000	-0.0001575	-0.0001864	3
4	1.216296452	-0.000000000	10.990000000	0.0000956	0.0001348	4
5	1.136850047	-0.000000000	10.990000000	-0.0001136	-0.0002525	5
6	1.116957583	-0.000000000	10.990000000	0.0000464	-0.0	6
7	1.067344550	0.000000000	10.990000000	-0.0000024	-0.0	7
8	1.024412695	-0.000000000	10.990000000	0.0000010	-0.0	8
9	1.005394578	0.000000000	10.990000000	-0.0000007	-0.0	9
10	1.000220212	-0.000000000	10.990000000	0.0000006	-0.0	10
11	2.234165861	10.990000000	-0.000000000	0.0430052	0.0367067	11
12	2.190994862	0.000008310	0.000006218	0.0305935	0.0329442	12
13	1.725670028	0.000002306	0.000011613	0.0010166	0.0008283	13
14	1.374494719	0.000000389	0.000002910	-0.0001418	-0.0001675	14
15	1.215013063	0.000000262	0.000002988	0.00000862	0.0001210	15
16	1.136410532	0.000000097	0.000001210	-0.0001022	-0.0002267	16
17	1.124150168	10.950000000	0.00001501	0.0002993	0.0001529	17
18	1.110398502	0.000000124	0.000001373	0.0000417	0.0	18
19	1.066915711	0.000000099	0.000000966	-0.0000022	0.0	19
20	1.026116075	0.000000062	0.000000544	0.0000009	0.0	20
21	1.005159837	0.000000049	0.000000231	-0.0000007	0.0	21
22	1.000000000	0.000000046	0.000000046	0.0000006	0.0	22
23	0.999778939	10.990000000	0.000000000	-0.0000064	-0.0000049	23
24	1.726776256	10.990000000	0.000000000	0.0011397	0.0000220	24
25	1.715459344	0.000012065	0.000002214	0.0010258	0.0000377	25
26	1.560109222	0.000005335	0.000004887	0.0000083	0.0000234	26
27	1.331811033	0.000001817	0.000003230	-0.0000064	-0.0000050	27
28	1.189845628	0.000001019	0.000002081	0.0000037	0.0000034	28
29	1.123157673	0.000000624	0.000001474	-0.0000043	-0.0000063	29
30	1.109674172	10.990000000	0.000001357	0.0000037	0.0000035	30
31	1.097194358	0.000000567	0.000001251	0.0000016	0.0	31
32	1.057230470	0.000000422	0.000000894	-0.0000001	0.0	32
33	1.019322084	0.000000297	0.000000507	0.0000000	0.0	33

CONTINUED

34	0.999763864	0.000000236	0.000000216	-0.0000000	0.0	34
35	0.994943017	0.000000222	0.000000043	0.0000000	0.0	35
36	0.994737762	10.990000000	0.000000000	-0.0000001	-0.0000001	36
37	1.326227252	10.990000000	-0.000000000	-0.0001652	-0.0001964	37
38	1.324835028	0.000003895	0.000000294	-0.0001487	-0.0001764	38
39	1.292556261	0.000004206	0.000001358	-0.0000367	-0.0000051	39
40	1.195988026	0.000002731	0.000001769	0.0000009	0.0000011	40
41	1.114299050	0.000001663	0.000001317	-0.0000005	-0.0000008	41
42	1.070058200	0.000001244	0.000001047	0.0000006	0.0000014	42
43	1.060406743	10.990000000	0.000000965	-0.0000010	-0.0000007	43
44	1.051507648	0.000001062	0.000000895	-0.0000002	0.0	44
45	1.022612394	0.000000815	0.000000653	0.0000000	0.0	45
46	0.994660298	0.000000586	0.000000377	-0.0000000	0.0	46
47	0.960066789	0.000000469	0.000000162	0.0000000	0.0	47
48	0.976455723	0.000000441	0.000000032	-0.0000000	0.0	48
49	0.976301766	10.990000000	0.0	0.0000000	0.0000000	49
50	1.096621423	10.990000000	0.000000000	0.0001025	0.0001438	50
51	1.096040164	0.000004532	0.000000157	0.0000022	0.0001291	51
52	1.082352697	0.000003593	0.000000517	0.0000039	0.0000036	52
53	1.048646129	0.000002736	0.000000662	-0.0000006	-0.0000008	53
54	1.013319300	0.000001960	0.000000595	0.0000003	0.0000005	54
55	0.993121893	0.000001515	0.000000479	-0.0000004	-0.0000010	55
56	0.986671966	10.990000000	0.000000451	0.0000006	0.0000005	56
57	0.984485416	0.000001339	0.000000423	0.0000002	0.0	57
58	0.970635880	0.000001048	0.000000317	-0.0000000	0.0	58
59	0.956958608	0.000000766	0.000000186	0.0000000	0.0	59
60	0.945735906	0.000000618	0.000000080	-0.0000000	0.0	60
61	0.947941227	0.000000581	0.000000016	0.0000000	0.0	61
62	0.947864928	0.000000000	0.0	-0.0000000	-0.0000000	62
63	0.951052704	0.000000000	-0.000000000	-0.0001168	-0.0002586	63
64	0.951266170	0.0000003202	-0.000000031	-0.0001069	-0.0002322	64
65	0.951620697	0.000000382	0.000000041	-0.0000045	-0.0000063	65
66	0.945670917	0.000002756	0.000000143	0.0000006	0.0000013	66
67	0.938572534	0.000002009	0.000000111	-0.0000004	-0.0000010	67
68	0.934560825	0.000001591	0.000000102	0.0000005	0.0000016	68
69	0.933622680	10.990000000	0.000000092	-0.0000007	-0.0000009	69
70	0.932766954	0.000001403	0.000000086	-0.0000002	0.0	70
71	0.929935130	0.000001108	0.000000065	0.0000000	0.0	71
72	0.927118607	0.000000614	0.000000038	-0.0000000	0.0	72
73	0.925625095	0.000000658	0.000000017	0.0000000	0.0	73
74	0.925253672	0.000000619	0.000000003	-0.0000000	0.0	74
75	0.925237764	10.990000000	0.0	0.0000000	0.0000000	75
76	0.915314279	0.000003623	10.990000000	0.0002961	0.0001487	76
77	0.919314096	0.000003374	10.990000000	0.0000065	0.0000034	77
78	0.919313838	0.000002745	10.990000000	-0.0000009	-0.0000006	78
79	0.919313450	0.000002013	10.990000000	0.0000006	0.0000005	79
80	0.919313277	0.000001591	10.990000000	-0.0000007	-0.0000009	80
81	0.919313086	0.000001407	10.990000000	0.0000003	-0.0	81
82	0.919312565	0.000001110	10.990000000	-0.0000000	-0.0	82
83	0.919311957	0.000000816	10.990000000	0.0000000	-0.0	83
84	0.919311559	0.000000660	10.990000000	-0.0000000	-0.0	84
85	0.919311544	0.000000621	10.990000000	0.0000000	-0.0	85
86	0.867535958	10.990000000	0.000000000	0.0000046	-0.0	86
87	0.867360300	0.000003202	0.000000021	0.0000042	0.0	87
88	0.867007407	0.000003382	-0.000000041	0.0000016	0.0	88
89	0.892956771	0.000002756	-0.000000143	-0.0000002	0.0	89
90	0.900054357	0.000002009	-0.000000111	0.0000001	0.0	90
91	0.904065639	0.000001591	-0.000000102	-0.0000002	0.0	91
92	0.905003683	10.990000000	-0.000000052	0.0000003	-0.0	92
93	0.905859127	0.000001403	-0.000000086	0.0000001	0.0	93

CONTINUED

94	0.908689709	0.000001108	-0.000000045	-0.000000000	0.0	94
95	0.911505210	0.000000814	-0.000000038	-0.000000000	0.0	95
96	0.912997921	0.000000658	-0.000000017	-0.000000000	0.0	96
97	0.913369357	0.000000619	-0.000000003	-0.000000000	0.0	97
98	0.913385344	10.990000000	0.0	-0.000000000	0.0	98
99	0.741806887	10.990000000	-0.000000000	-0.000000029	-0.0	99
100	-0.742588053	0.000004532	-0.000000157	-0.000000026	0.0	100
101	0.756275154	0.000003593	-0.000000517	-0.000000001	0.0	101
102	0.789981189	0.000002736	-0.000000663	-0.000000000	0.0	102
103	0.825307313	0.000001560	-0.000000595	-0.000000000	0.0	103
104	0.845504271	0.000001515	-0.000000479	0.000000000	0.0	104
105	0.849554089	10.990000000	-0.000000451	-0.000000000	-0.0	105
106	0.854140350	0.000001339	-0.000000423	-0.000000000	0.0	106
107	0.867588797	0.000001048	-0.000000317	0.000000000	0.0	107
108	0.881664743	0.000000766	-0.000000186	-0.000000000	0.0	108
109	0.888886499	0.000000618	-0.000000090	0.000000000	0.0	109
110	0.890681082	0.000000581	-0.000000016	-0.000000000	0.0	110
111	0.890757450	10.990000000	-0.000000000	0.000000000	0.0	111
112	0.512400976	10.990000000	0.000000000	0.000000012	-0.0	112
113	0.513793108	0.000003895	-0.000000294	0.000000011	0.0	113
114	0.546071503	0.000004206	-0.000001358	0.000000000	0.0	114
115	0.638639194	0.000002731	-0.000001769	-0.000000000	0.0	115
116	0.724327403	0.000001663	-0.000001317	0.000000000	0.0	116
117	0.768567732	0.000001244	-0.000001047	-0.000000000	0.0	117
118	0.778219053	10.990000000	-0.000000965	0.000000000	-0.0	118
119	0.787117828	0.000001062	-0.000000855	0.000000000	0.0	119
120	0.816011833	0.000000815	-0.000000653	-0.000000000	0.0	120
121	0.843962176	0.000000586	-0.000000377	0.000000000	0.0	121
122	0.858554142	0.000000469	-0.000000162	-0.000000000	0.0	122
123	0.862164920	0.000000441	-0.000000032	0.000000000	0.0	123
124	0.862318942	10.990000000	0.000000000	-0.000000000	0.0	124
125	0.111851979	10.990000000	0.000000000	-0.000000013	-0.0	125
126	0.123168839	0.0000012065	-0.000002214	-0.000000011	0.0	126
127	0.278518585	0.000005339	-0.000004887	-0.000000000	0.0	127
128	0.506816208	0.000001817	-0.000003230	0.000000000	0.0	128
129	0.648780591	0.000001019	-0.000002081	-0.000000000	0.0	129
130	0.715438145	0.000000624	-0.000001474	0.000000000	0.0	130
131	0.728951484	10.990000000	-0.000001357	-0.000000000	-0.0	131
132	0.741430946	0.000000567	-0.000001251	-0.000000000	0.0	132
133	0.781353365	0.000000422	-0.000000894	0.000000000	0.0	133
134	0.819299371	0.000000297	-0.000000507	-0.000000000	0.0	134
135	0.838854326	0.000000236	-0.000000216	0.000000000	0.0	135
136	0.843673269	0.000000222	-0.000000043	-0.000000000	0.0	136
137	0.843878438	10.990000000	-0.000000000	0.000000000	0.0	137
138	-0.395537344	10.990000000	0.000000000	0.000000005	-0.0	138
139	-0.352366436	0.000008310	-0.000008218	0.000000008	0.0	139
140	0.112952019	0.000002306	-0.000011613	0.000000000	0.0	140
141	0.464132755	0.000000389	-0.000002910	-0.000000000	0.0	141
142	0.623613576	0.000000262	-0.000002884	0.000000000	0.0	142
143	0.702215471	0.000000097	-0.000001210	-0.000000000	0.0	143
144	0.714475660	10.990000000	-0.000001501	0.000000000	-0.0	144
145	0.728226996	0.000000124	-0.000001373	0.000000000	0.0	145
146	0.771708184	0.000000089	-0.000000966	-0.000000000	0.0	146
147	0.812505230	0.000000062	-0.000000544	0.000000000	0.0	147
148	0.833456586	0.000000049	-0.000000231	-0.000000000	0.0	148
149	0.838610352	0.000000046	-0.000000046	0.000000000	0.0	149
150	0.838630961	10.990000000	0.000000000	-0.000000000	0.0	150
151	-0.395978617	-0.000000000	10.990000000	-0.000000059	-0.00000048	151
152	0.101194783	0.0	10.990000000	-0.000000001	-0.00000001	152
153	0.462290047	-0.000000000	10.990000000	0.000000000	0.00000000	153
154	0.622330226	0.0	10.990000000	-0.000000000	-0.00000000	154
155	0.701776040	0.0	10.990000000	0.000000000	0.00000000	155
156	0.727628001	0.0	10.990000000	0.000000000	0.00000000	156
157	0.771282381	0.0	10.990000000	0.000000000	0.00000000	157
158	0.812208661	0.0	10.990000000	-0.000000000	0.00000000	158
159	0.833221364	0.000000000	10.990000000	0.000000000	0.00000000	159
160	0.838389694	0.000000000	10.990000000	-0.000000000	0.00000000	160

TABLE P.5

CONFIGURATION TWO: CONCENTRATION RESULTS FOR
DISPERSION COEFFICIENT=.0001075 SQ.CM/S AND N=3

INITIAL VISCOSITY OF THE OIL= 100.000 CP
FD= 0.0001075SQ.CM/S
NUMBEF OF INTERIOR COLLOCATION POINTS PER ELEMENT= 9
TIME=50.000 S
DT=50,000 S

COLLOCATION POINT	PRESSURE (PSI)	VELOCITY IN X DIRECTION CM/S	VELOCITY IN Y DIRECTION CM/S	CONCENTRATION		COLLOCATION POINT
				IMPLICIT METHOD	R-K METHOD	
1	1.988869925	-0.000000000	10.990000000	0.0087392	0.0087289	1
2	1.533457832	0.000000000	10.990000000	0.0000125	0.0000128	2
3	1.251182955	0.000000000	10.990000000	-0.0000022	-0.0000022	3
4	1.160393302	0.000000000	10.990000000	0.0000005	-0.0	4
5	1.050134430	0.000000000	10.990000000	-0.0000001	-0.0	5
6	1.002598610	-0.000000000	10.990000000	0.0000000	-0.0	6
7	1.588869953	10.990000000	-0.000000000	0.0087392	0.0087289	7
8	1.545329422	0.000003486	0.000003486	0.0076954	0.0076904	8
9	1.520076363	0.000001097	0.000005256	0.0000110	0.0000113	9
10	1.247282129	0.000000334	0.000001980	-0.0000019	-0.0000019	10
11	1.202126004	10.990000000	0.000002102	0.0002189	0.0002182	11
12	1.157051901	0.000000286	0.000001820	0.0000004	0.0	12
13	1.047500608	0.000000228	0.000000979	-0.0000001	0.0	13
14	1.000000000	0.000000225	0.000000225	0.0000000	0.0	14
15	0.997400451	10.990000000	0.000000000	-0.0000167	-0.0000168	15
16	1.533458380	10.990000000	0.000000000	0.0000125	0.0000128	16
17	1.520076582	0.000005256	0.000001097	0.0000110	0.0000113	17
18	1.355682393	0.000002443	0.000002443	0.0000000	0.0000000	18
19	1.183024121	0.000001215	-0.000001920	-0.0000000	-0.0000000	19
20	1.140728013	10.990000000	0.000001771	0.0000003	0.0000003	20
21	1.101913591	0.000001052	0.000001602	0.0000000	0.0	21
22	1.000000148	0.000000960	0.000000960	-0.0000000	0.0	22
23	0.552508463	0.000000979	0.000000228	0.0000000	0.0	23
24	0.945374364	10.990000000	0.000000000	-0.0000000	-0.0000000	24
25	1.251184709	10.990000000	0.000000000	-0.0000022	-0.0000022	25
26	1.247283846	0.000001980	0.000000334	-0.0000019	-0.0000019	26
27	1.183025236	0.000001920	0.000001215	-0.0000000	-0.0000000	27
28	1.045694732	0.000001547	0.000001547	0.0000000	0.0000000	28
29	1.054352484	10.990000000	0.000001515	-0.0000001	-0.0000001	29
30	1.000000860	-0.000001465	0.000001465	-0.0000000	0.0	30
31	0.898101992	0.000001602	0.000001052	0.0000000	0.0	31
32	0.842962680	0.000001820	0.000000286	-0.0000000	0.0	32
33	0.835621215	10.990000000	0.000000000	0.0000000	0.0000000	33

CONTINUED

34	1.202128214	0.000002102	10.990000000	0.0002188	0.0002182	34
35	1.140729552	0.000001771	10.990000000	0.0000003	0.0000003	35
36	1.034352859	0.000001515	10.990000000	-0.0000001	-0.0000001	36
37	0.965665180	0.000001515	10.990000000	0.0000000	-0.0	37
38	0.855288295	0.000001771	10.990000000	-0.0000000	-0.0	38
39	0.757889409	0.000002102	10.990000000	0.0000000	-0.0	39
40	1.160396049	10.990000000	-0.000000000	0.0000005	-0.0	40
41	1.157054665	0.000001820	0.000000286	0.0000004	0.0	41
42	1.101915593	0.000001602	0.000001052	0.0000000	0.0	42
43	1.000009365	0.000001465	0.000001465	-0.0000000	0.0	43
44	0.965665556	10.990000000	0.000001515	0.0000000	-0.0	44
45	0.930323350	0.000001547	0.000001547	0.0000000	0.0	45
46	0.816992827	0.000001920	0.000001215	-0.0000000	0.0	46
47	0.752734110	0.000001980	0.000000334	0.0000000	0.0	47
48	0.746833237	10.990000000	0.0	-0.0000000	0.0	48
49	1.050140264	10.990000000	0.000000000	-0.0000001	-0.0	49
50	1.047506295	0.000000979	0.000000228	-0.0000001	0.0	50
51	1.000010081	0.000000960	0.000000960	-0.0000000	0.0	51
52	0.898103994	0.000001052	0.000001602	0.0000000	0.0	52
53	0.859289634	10.990000000	0.000001771	-0.0000000	-0.0	53
54	0.816993942	0.000001215	0.000001920	-0.0000000	0.0	54
55	0.640335622	0.000002443	0.000002443	0.0000000	0.0	55
56	0.479941778	0.000005256	0.000001097	-0.0000000	0.0	56
57	0.466560287	10.990000000	0.0	0.0000000	0.0	57
58	1.002609424	10.990000000	0.000000000	0.0000000	-0.0	58
59	1.000010338	0.000000225	0.000000225	0.0000000	0.0	59
60	0.952514151	0.000000228	0.000000979	0.0000000	0.0	60
61	0.842965384	0.000000286	0.000001820	-0.0000000	0.0	61
62	0.757891619	10.990000000	0.000002102	0.0000000	-0.0	62
63	0.752735927	0.000000334	0.000001980	0.0000000	0.0	63
64	0.479942297	0.000001097	0.000005256	-0.0000000	0.0	64
65	0.054689489	0.000003486	0.000003486	0.0000000	0.0	65
66	0.011148970	10.990000000	-0.000000000	-0.0000000	0.0	66
67	0.997411265	-0.000000000	10.990000000	-0.0000167	-0.0000168	67
68	0.949860198	0.000000000	10.990000000	-0.0000000	-0.0000000	68
69	0.835623961	-0.000000000	10.990000000	0.0000000	0.0000000	69
70	0.748834991	-0.000000000	10.990000000	-0.0000000	0.0	70
71	0.466560835	0.000000000	10.990000000	0.0000000	0.0	71
72	0.011148999	-0.000000000	10.990000000	-0.0000000	0.0	72

TABLE F.6

CONFIGURATION TWO: CONCENTRATION RESULTS PCB
 DISPERSION COEFFICIENT=.01075 SQ.CM/S AND N=3

INITIAL VISCOSITY OF THE CIL= 100.000 CP
 KD= 0.0107500SQ.CM/S
 NUMBER OF INTERIOR COLLOCATION POINTS PER ELEMENT= 9
 TIME=50,000 S
 DT=50,000 S

COLLOCATION POINT	PRESSURE (PSI)	VELOCITY IN X DIRECTION CM/S	VELOCITY IN Y DIRECTION CM/S	CONCENTRATION		COLLOCATION POINT
				IMPLICIT METHOD	R-K METHOD	
1	1.988869925	-0.000000000	10.990000000	0.0086012	0.0083526	1
2	1.533457832	0.000000000	10.990000000	0.0000602	0.0000531	2
3	1.251182955	0.000000000	10.990000000	-0.0000215	-0.0000343	3
4	1.160393302	0.000000000	10.990000000	0.0000373	-0.0	4
5	1.050134430	0.000000000	10.990000000	-0.0000007	-0.0	5
6	1.002598610	-0.000000000	10.990000000	0.0000000	-0.0	6
7	1.988869953	10.990000000	-0.000000000	0.0086012	0.0083526	7
8	1.945329422	0.000003481	0.000003481	0.0075870	0.0073677	8
9	1.520076363	0.000001097	0.000005256	0.0000532	0.0000469	9
10	1.247262129	0.000000334	0.000001960	-0.0000190	-0.0000303	10
11	1.202126004	10.990000000	0.000002102	0.00002054	0.00001896	11
12	1.157051901	0.000000286	0.000001820	0.0000065	0.0	12
13	1.047500608	0.000000228	0.000000579	-0.0000007	0.0	13
14	1.000000000	0.000000225	0.000000225	0.0000003	0.0	14
15	0.997400451	10.990000000	0.000000000	-0.0000144	-0.0000146	15
16	1.533458380	10.990000000	0.000000000	0.0000602	0.0000531	16
17	1.520076882	0.000005256	0.000001097	0.0000532	0.0000469	17
18	1.359662893	0.000002443	0.000002443	0.0000007	0.0000004	18
19	1.183024121	0.000001215	0.000001920	-0.0000202	-0.0000002	19
20	1.140728013	10.990000000	0.000001771	0.0000014	0.0000012	20
21	1.101913591	0.000001052	0.000001602	0.0000021	0.0	21
22	1.000006148	0.000000960	0.000000960	-0.0000000	0.0	22
23	0.952506463	0.000000979	0.000000228	0.0000006	0.0	23
24	0.949874364	10.990000000	0.000000000	-0.0000301	-0.0000001	24
25	1.251184709	10.990000000	0.000000000	-0.0000215	-0.0000343	25
26	1.247263846	0.000001980	0.000000334	-0.0000190	-0.0000303	26
27	1.183025226	0.000001920	0.000001215	-0.0000002	-0.0000002	27
28	1.069694732	0.000001547	0.000001547	0.0000001	0.0000002	28
29	1.034352484	10.990000000	0.000001515	-0.0000305	-0.0000008	29
30	1.000008603	0.000001465	0.000001465	-0.0000000	0.0	30
31	0.898101992	0.000001602	0.000001052	0.0000000	0.0	31
32	0.842962680	0.000001820	0.000000286	-0.0000000	0.0	32
33	0.839621215	10.990000000	0.000000000	0.0000000	0.0000001	33

CONTINUED

34	1.202128214	0.000002102	10.990000000	0.0002054	0.0001896	34
35	1.140729552	0.000001771	10.990000000	0.0000014	0.0000012	35
36	1.034352859	0.000001515	10.990000000	-0.0000005	-0.0000008	36
37	0.965665180	0.000001515	10.990000000	0.0000002	-0.0	37
38	0.859288255	0.000001771	10.990000000	-0.0000000	-0.0	38
39	0.757869409	0.000002102	10.990000000	0.0000000	-0.0	39
40	1.160396049	10.990000000	-0.000000000	0.0000073	-0.0	40
41	1.157054605	0.000001820	0.000000286	0.0000065	0.0	41
42	1.101915553	0.000001602	0.000001052	0.0000001	0.0	42
43	1.000009365	0.000001465	0.000001465	-0.0000000	0.0	43
44	0.965665556	10.990000000	0.000001515	0.0000002	-0.0	44
45	0.930323350	0.000001547	0.000001547	0.0000000	0.0	45
46	0.816992827	0.000001920	0.000001215	-0.0000000	0.0	46
47	0.752734110	0.000001980	0.000000334	0.0000000	0.0	47
48	0.748633237	10.990000000	0.0	-0.0000000	0.0	48
49	1.050140264	10.990000000	0.000000000	-0.0000007	-0.0	49
50	1.047506295	0.000000979	0.000000228	-0.0000007	0.0	50
51	1.000010081	0.000000960	0.000000960	-0.0000000	0.0	51
52	0.898103994	0.000001052	0.000001602	0.0000000	0.0	52
53	0.859289834	10.990000000	0.000001771	-0.0000000	-0.0	53
54	0.816993942	0.000001215	0.000001920	-0.0000000	0.0	54
55	0.840335622	0.000002443	0.000002443	0.0000000	0.0	55
56	0.479941778	0.000005256	0.000001097	-0.0000000	0.0	56
57	0.466560287	10.990000000	0.0	0.0000000	0.0	57
58	1.002609424	10.990000000	0.000000000	0.0000003	-0.0	58
59	1.000010338	0.000000225	0.000000225	0.0000003	0.0	59
60	0.952514151	0.000000228	0.000000979	0.0000000	0.0	60
61	0.842965384	0.000000286	0.000001820	-0.0000000	0.0	61
62	0.797891619	10.990000000	0.000002102	0.0000000	-0.0	62
63	0.752735827	0.000000334	0.000001980	0.0000000	0.0	63
64	0.479942297	0.000001097	0.000005256	-0.0000000	0.0	64
65	0.054689489	0.000003486	0.000003486	0.0000000	0.0	65
66	0.011140970	10.990000000	-0.000000000	-0.0000000	0.0	66
67	0.597411245	-0.000000000	10.990000000	-0.0000144	-0.0000146	67
68	0.549880198	0.000000000	10.990000000	-0.0000001	-0.0000001	68
69	0.839623961	-0.000000000	10.990000000	0.0000000	0.0000001	69
70	0.748234951	-0.000000000	10.990000000	-0.0000000	0.0	70
71	0.466560835	0.000000000	10.990000000	0.0000000	0.0	71
72	0.011148999	-0.000000000	10.990000000	-0.0000000	0.0	72

TABLE P.7

CONFIGURATION TWO: CONCENTRATION RESULTS FOR
DISPERSION COEFFICIENT=.0001075 SQ.CM/S AND N=5

INITIAL VISCOSITY OF THE OIL= 100.000 CP
KD= 0.0001075SQ.CM/S
NUMBER OF INTERIOR COLLOCATION POINTS PER ELEMENT= 25
TIME=50,000 S
DT=50,000. S

COLLOCATION POINT	PRESSURE (PSI)	VELOCITY IN X DIRECTION CH/S	VELOCITY IN Y DIRECTION CH/S	CONCENTRATION		COLLOCATION POINT
				IMPLICIT METHOD	R-K METHOD	
1	2.395794653	0.000000000	10.990000000	0.0461469	0.0458263	1
2	1.893573156	-0.000000000	10.990000000	0.0003249	0.0003564	2
3	1.514036351	0.000000000	10.990000000	-0.0000342	-0.0000454	3
4	1.325556066	-0.000000000	10.990000000	0.0000205	0.0000282	4
5	1.223481067	0.000000000	10.990000000	-0.0000085	-0.0000112	5
6	1.185775722	-0.000000000	10.990000000	0.0000026	-0.0	6
7	1.119491111	0.000000000	10.990000000	-0.0000005	-0.0	7
8	1.050122807	0.000000000	10.990000000	0.0000002	0.0	8
9	1.010663730	-0.000000000	10.990000000	-0.0000001	-0.0	9
10	1.000440853	-0.000000000	10.990000000	0.0000000	-0.0	10
11	2.395794659	10.990000000	0.000000000	0.0461469	0.0458263	11
12	2.352402911	0.000005264	0.000008264	0.0412828	0.0410013	12
13	1.882020956	0.000002263	0.000011834	0.0002907	0.0003187	13
14	1.512347532	0.000000356	0.000003351	-0.0000306	-0.0000406	14
15	1.324348961	0.000000246	0.000003566	0.0000184	0.0000252	15
16	1.223057498	0.000000094	0.000001829	-0.0000076	-0.0000100	16
17	1.204854747	10.990000000	0.000002122	0.0003805	0.0003737	17
18	1.185160689	0.000000128	0.000001993	0.0000023	0.0	18
19	1.118988901	0.000000105	0.000001547	-0.0000004	0.0	19
20	1.049672205	-0.000000094	0.000000985	0.0000001	0.0	20
21	1.010223472	0.000000092	0.000000453	-0.0000000	0.0	21
22	1.000000000	0.000000092	0.000000092	0.0000000	0.0	22
23	0.999558146	10.990000000	0.000000000	-0.0000121	-0.0000121	23
24	1.893573310	10.990000000	-0.000000000	0.0003249	0.0003564	24
25	1.682021104	0.000011834	0.000002263	0.0002907	0.0003187	25
26	1.721273002	0.000005123	0.000005123	0.0003018	0.0000615	26
27	1.472274547	0.000001655	0.000003699	-0.0000003	-0.0000003	27
28	1.300976262	0.000000938	0.000002699	0.0000001	0.0000001	28
29	1.210206070	0.000000608	0.000002132	-0.0000001	-0.0000001	29
30	1.190378752	10.990000000	0.000002017	0.0000002	0.0000002	30
31	1.171585111	0.000000583	0.000001909	0.0000000	0.0	31
32	1.107509133	0.000000502	0.000001512	-0.0000000	0.0	32
33	1.039267538	0.000000459	0.000000976	0.0000000	0.0	33

CONTINUED

34	1.000008814	0.000000452	0.000000452	-0.0000000	0.0	34
35	0.989785833	0.000000452	0.000000092	0.0000000	0.0	35
36	0.989349338	10.990000000	0.0	-0.0000001	-0.0000001	36
37	1.514037077	10.990000000	-0.000000000	-0.00000342	-0.00000454	37
38	1.512346252	0.000003351	0.000000356	-0.00000306	-0.00000406	38
39	1.473275116	0.000003699	0.000001655	-0.0000003	-0.0000003	39
40	1.356043675	0.000002354	0.000002354	0.0000000	0.0000000	40
41	1.232651510	0.000001477	0.000002082	-0.0000000	-0.0000000	41
42	1.158569700	0.000001205	0.000001861	0.0000000	0.0000000	42
43	1.141111357	10.990000000	0.000001781	-0.0000003	-0.0000004	43
44	1.124405368	0.000001101	0.000001709	-0.0000000	0.0	44
45	1.065669113	0.000001001	0.000001419	0.0000000	0.0	45
46	1.000013753	0.000000962	0.000000962	-0.0000000	0.0	46
47	0.960756949	0.000000976	0.000000459	0.0000000	0.0	47
48	0.950351500	0.000000985	0.000000094	-0.0000000	0.0	48
49	0.949500948	10.990000000	0.000000000	0.0000000	0.0000000	49
50	1.325557798	10.990000000	0.000000000	0.00000205	0.0000282	50
51	1.323350686	0.000003566	0.000003246	0.00000184	0.0000252	51
52	1.30077821	0.000002699	0.000000938	0.0000001	0.0000001	52
53	1.232652462	0.000002082	0.000001477	-0.0000000	-0.0000000	53
54	1.145246172	0.000001643	0.000001643	0.0000000	0.0000000	54
55	1.084449507	0.000001450	0.000001586	-0.0000000	-0.0000000	55
56	1.065276634	10.990000000	0.000001562	0.0000002	0.0000002	56
57	1.054567129	0.000001404	0.000001571	0.0000000	0.0	57
58	1.000016304	0.000001365	0.000001365	-0.0000000	0.0	58
59	0.934361541	0.000001419	0.000001001	0.0000000	0.0	59
60	0.892520005	0.000001512	0.000000502	-0.0000000	0.0	60
61	0.881039932	0.000001547	0.000000105	0.0000000	0.0	61
62	0.880537787	10.990000000	-0.000000000	-0.0000000	-0.0000000	62
63	1.223483761	10.990000000	-0.000000000	-0.0000000	-0.0000112	63
64	1.223060182	0.000001829	0.000000054	-0.0000000	-0.0000100	64
65	1.210208558	0.000002132	0.000000608	-0.0000001	-0.0000001	65
66	1.158571503	0.000001661	0.000001205	0.0000000	0.0000000	66
67	1.084450298	0.000001586	0.000001450	-0.0000000	-0.0000000	67
68	1.028719557	0.000001505	0.000001505	0.0000000	0.0000000	68
69	1.014327392	10.990000000	0.000001499	-0.0000001	-0.0000001	69
70	1.000017639	0.000001489	0.000001489	-0.0000000	0.0	70
71	0.945466957	0.000001531	0.000001404	0.0000000	0.0	71
72	0.875627286	0.000001709	0.000001101	-0.0000000	0.0	72
73	0.828446585	0.000001909	0.000000582	0.0000000	0.0	73
74	0.814671028	0.000001993	0.000000128	-0.0000000	0.0	74
75	0.814256082	10.990000000	0.000000000	0.0000000	0.0000000	75
76	1.204857717	0.000002122	10.990000000	0.0000000	0.00003737	76
77	1.190381512	0.000002017	10.990000000	0.0000000	0.0000029	77
78	1.141113403	0.000001781	10.990000000	-0.0000003	-0.0000004	78
79	1.069377639	0.000001562	10.990000000	0.0000000	0.0000002	79
80	1.014327600	0.000001499	10.990000000	-0.0000001	-0.0000001	80
81	0.985708205	0.000001499	10.990000000	0.0000000	-0.0	81
82	0.930657831	0.000001562	10.990000000	-0.0000000	-0.0	82
83	0.858921785	0.000001781	10.990000000	0.0000000	-0.0	83
84	0.809653523	0.000002017	10.990000000	-0.0000000	-0.0	84
85	0.795177506	0.000002122	10.990000000	0.0000000	-0.0	85
86	1.185778962	10.990000000	0.000000000	0.0000000	-0.0	86
87	1.185163523	0.000001993	0.000000128	0.0000000	0.0	87
88	1.171588159	0.000001909	0.000000582	0.0000000	0.0	88
89	1.124407667	0.000001709	0.000001101	-0.0000000	0.0	89
90	1.05563353	0.000001531	0.000001404	0.0000000	0.0	90
91	1.000018055	0.000001489	0.000001489	-0.0000000	0.0	91
92	0.985708412	10.990000000	0.000001499	0.0000000	-0.0	92
93	0.971316162	0.000001505	0.000001505	0.0000000	0.0	93

CONTINUED

94	0.915585137	0.000001586	0.000001450	-0.0000000	0.0	94
95	0.841463719	0.000001861	0.000001205	0.0000000	0.0	95
96	0.789826564	0.000002132	0.000000608	-0.0000000	0.0	96
97	0.776975145	0.000001829	0.000000094	0.0000000	0.0	97
98	0.776551658	10.990000000	0.0	-0.0000000	0.0	98
99	1.117495831	10.990000000	-0.000000000	-0.0000005	-0.0	99
100	1.118993604	0.000001547	0.000000105	-0.0000004	0.0	100
101	1.107513497	0.000001512	0.000000502	-0.0000000	0.0	101
102	1.065672487	0.000001419	0.000001001	0.0000000	0.0	102
103	1.000018411	0.000001365	0.000001365	-0.0000000	0.0	103
104	0.945468181	0.000001404	0.000001531	0.0000000	0.0	104
105	0.930658837	10.990000000	0.000001582	-0.0000000	-0.0	105
106	0.915585928	0.000001450	0.000001586	-0.0000000	0.0	106
107	0.854687162	0.000001643	0.000001643	0.0000000	0.0	107
108	0.767382897	0.000002083	0.000001477	-0.0000000	0.0	108
109	0.699057603	0.000002699	0.000000938	0.0000000	0.0	109
110	0.675684997	0.000003566	0.000000246	-0.0000000	0.0	110
111	0.674477979	10.990000000	-0.000000000	0.0000000	0.0	111
112	1.050130260	10.990000000	0.000000000	0.0000002	-0.0	112
113	1.049679634	0.000000985	0.000000094	0.0000001	0.0	113
114	1.039274400	0.000000976	0.000000459	0.0000000	0.0	114
115	1.000018915	0.000000962	0.000000962	-0.0000000	0.0	115
116	0.934364915	0.000001001	0.000001419	0.0000000	0.0	116
117	0.875629565	0.000001101	0.000001709	-0.0000000	0.0	117
118	0.858923831	10.990000000	0.000001781	0.0000000	-0.0	118
119	0.841465522	0.000001205	0.000001861	0.0000000	0.0	119
120	0.767383847	0.000001477	0.000002083	-0.0000000	0.0	120
121	0.643991971	0.000002354	0.000002354	0.0000000	0.0	121
122	0.526760763	0.000003600	0.000001655	-0.0000000	0.0	122
123	0.487687932	0.000003351	0.000000356	0.0000000	0.0	123
124	0.485999204	10.990000000	0.000000000	-0.0000000	0.0	124
125	1.010676666	10.990000000	0.000000900	-0.0000001	-0.0	125
126	1.010236261	0.000000452	0.000000092	-0.0000000	0.0	126
127	1.000019272	0.000000452	0.000000452	-0.0000000	0.0	127
128	0.960763811	0.000000459	0.000000976	0.0000000	0.0	128
129	0.892524369	0.000000502	0.000001512	-0.0000000	0.0	129
130	0.828449633	0.000000583	0.000001909	0.0000000	0.0	130
131	0.809656284	10.990000000	0.000002017	-0.0000000	-0.0	131
132	0.789829051	0.000000608	0.000002132	-0.0000000	0.0	132
133	0.776975162	0.000000938	0.000002699	0.0000000	0.0	133
134	0.526761332	0.000001655	0.000003699	-0.0000000	0.0	134
135	0.278763207	0.000005123	0.000005123	0.0000000	0.0	135
136	0.118015436	0.000011834	0.000002263	-0.0000000	0.0	136
137	0.106463326	10.990000000	0.0	0.0000000	0.0	137
138	1.000460932	10.990000000	0.000000000	0.0000000	-0.0	138
139	1.000019610	0.000000092	0.000000092	0.0000000	0.0	139
140	0.989802622	0.000000092	0.000000452	0.0000000	0.0	140
141	0.950358929	0.000000094	0.000000585	-0.0000000	0.0	141
142	0.681044635	0.000000105	0.000001547	0.0000000	0.0	142
143	0.614874262	0.000000126	0.000001993	-0.0000000	0.0	143
144	0.795160476	10.990000000	0.000002122	0.0000000	-0.0	144
145	0.776977830	0.000000094	0.000001829	0.0000000	0.0	145
146	0.675684997	0.000003566	0.000003566	-0.0000000	0.0	146
147	0.487688653	0.000000356	0.000003351	0.0000000	0.0	147
148	0.118015584	0.000007263	0.000011834	-0.0000000	0.0	148
149	-0.352366035	0.000008264	0.000008264	0.0000000	0.0	149
150	-0.395757686	10.990000000	0.0	-0.0000000	0.0	150
151	0.999572385	-0.000000000	10.990000000	-0.0000121	-0.0000121	151
152	0.989362294	0.0	10.990000000	-0.0000001	-0.0000001	152
153	0.949908402	0.0	10.990000000	0.0000000	0.0000000	153
154	0.880542507	0.0	10.990000000	-0.0000000	-0.0000000	154
155	0.814259322	0.000000000	10.990000000	0.0000000	0.0000000	155
156	0.776554352	0.0	10.990000000	-0.0000000	0.0	156
157	0.674479711	-0.000000000	10.990000000	0.0000000	0.0	157
158	0.485999931	0.000000000	10.990000000	-0.0000000	0.0	158
159	0.406463481	0.0	10.990000000	0.0000000	0.0	159
160	-0.395757679	0.000000000	10.990000000	-0.0000000	0.0	160

TABLE P.8
 CONFIGURATION TWO: CONCENTRATION RESULTS FOR
 DISPERSION COEFFICIENT=0.01075 SQ.CM/S AND N=5

INITIAL VISCOSITY OF THE OIL= 100.000 CP
 KD= 0.0107500SQ.CM/S
 NUMBER OF INTERIOR COLLOCATION POINTS PER ELEMENT= 25
 TIME=50,000 S
 DT=50,000 S

COLLOCATION POINT	PRESSURE (PSI)	VELOCITY IN I DIRECTION CM/S	VELOCITY IN Y DIRECTION CM/S	CONCENTRATION		COLLOCATION POINT
				IMPLICIT METHOD	R-K METHOD	
1	2.395794653	0.000000000	10.990000000	0.0430041	0.0367055	1
2	1.893573156	-0.000000000	10.990000000	0.0011344	0.0009275	2
3	1.514036351	0.000000000	10.990000000	-0.0001609	-0.0001909	3
4	1.325556066	-0.000000000	10.990000000	0.0000923	0.0001381	4
5	1.223481067	0.000000000	10.990000000	-0.0001152	-0.0002543	5
6	1.165775722	-0.000000000	10.990000000	0.0000465	-0.0	6
7	1.115451111	0.000000000	10.990000000	-0.0000025	-0.0	7
8	1.070122807	0.000000000	10.950000000	0.0000010	-0.0	8
9	1.010663730	-0.000000000	10.990000000	-0.0000008	-0.0	9
10	1.006440693	-0.000000000	10.990000000	0.0000006	-0.0	10
11	2.395794659	10.990000000	0.000000000	0.0430041	0.0367055	11
12	2.352402911	0.000008264	0.000008264	0.0385935	0.0329442	12
13	1.882020956	0.000002263	0.000011834	0.0010212	0.0008329	13
14	1.512347532	0.000000356	0.000003351	-0.0001449	-0.0001715	14
15	1.324348961	0.000000246	0.000003566	0.0000894	0.0001240	15
16	1.223057498	0.000000094	0.000001829	-0.0001630	-0.0002284	16
17	1.204554747	10.990000000	0.000002122	0.0002983	0.0001515	17
18	1.185163669	0.000000128	0.000001593	0.0000418	0.0	18
19	1.118989901	0.000000105	0.000001547	-0.0000022	0.0	19
20	1.049672205	0.000000094	0.000000985	0.0000009	0.0	20
21	1.010213472	0.000000092	0.000000453	-0.0000007	0.0	21
22	1.000000000	0.000000092	0.000000052	0.0000006	0.0	22
23	0.999558146	10.990000000	0.000000000	-0.0000006	-0.0000049	23
24	1.843573310	10.990000000	-0.000000000	0.0011344	0.0000275	24
25	1.662021104	0.000011834	0.000002263	0.0010212	0.0008329	25
26	1.721273002	0.000005123	0.000005173	0.0000463	0.0000234	26
27	1.473274547	0.000003155	0.000003859	-0.0000060	-0.0000050	27
28	1.300970262	0.000000938	0.000002199	0.0000029	0.0000035	28
29	1.210206070	0.000000608	0.000002137	-0.0000044	-0.0000063	29
30	1.190370752	10.990000000	0.000002012	0.0000036	0.0000034	30
31	1.171585111	0.000000583	0.000001909	0.0000016	0.0	31
32	1.107509133	0.000000502	0.000001512	-0.0000001	0.0	32
33	1.039267538	0.000000459	0.000000976	0.0000000	0.0	33

CONTINUED

34	1.000008814	0.000000452	0.000000452	-0.0000000	0.0	34
35	0.989789833	0.000000452	0.000000092	0.0000000	0.0	35
36	0.989345338	10.990000000	0.0	-0.0000001	-0.0000001	36
37	1.514037077	10.990000000	-0.000000000	-0.0001609	-0.0001909	37
38	1.512348252	0.000003351	0.000000356	-0.0001449	-0.0001715	38
39	0.473275116	0.000003699	0.000001655	-0.0000006	-0.0000050	39
40	1.356043675	0.000002354	0.000002354	0.0000009	0.0000011	40
41	1.232651510	0.000001477	0.000002083	-0.0000036	-0.0000008	41
42	1.158569780	0.000001205	0.000001861	0.0000006	0.0000014	42
43	1.141111217	10.990000000	0.000001781	-0.0000009	-0.0000006	43
44	1.124405368	0.000001101	0.000001709	-0.0000002	0.0	44
45	1.065665113	0.000001001	0.000001415	0.0000000	0.0	45
46	1.006013753	0.000000962	0.000000962	-0.0000000	0.0	46
47	0.960756949	0.000000976	0.000000459	0.0000000	0.0	47
48	0.950351500	0.000000985	0.000000994	-0.0000000	0.0	48
49	0.949900948	10.990000000	0.000000000	0.0000000	0.0000000	49
50	1.325557798	10.990000000	0.000000000	0.0000923	0.0001381	50
51	1.324350686	0.000003566	0.000000246	0.0000884	0.0001249	51
52	1.300977821	0.000002699	0.000000938	0.0000039	0.0000035	52
53	1.232652462	0.000002083	0.000001477	-0.0000006	-0.0000008	53
54	1.145348172	0.000001643	0.000001643	0.0000003	0.0000005	54
55	1.084449507	0.000001450	0.000001586	-0.0000004	-0.0000010	55
56	1.069376634	10.990000000	0.000001562	0.0000006	0.0000005	56
57	1.054567129	0.000001404	0.000001531	0.0000001	0.0	57
58	1.000016304	0.000001365	0.000001365	-0.0000000	0.0	58
59	0.934361541	0.000001419	0.000001001	0.0000000	0.0	59
60	0.892520005	0.000001512	0.000000502	-0.0000000	0.0	60
61	0.881034932	0.000001547	0.000000105	0.0000000	0.0	61
62	0.880537787	10.990000000	-0.000000000	-0.0000000	-0.0000000	62
63	1.223483761	10.990000000	-0.000000000	-0.0001152	-0.0002543	63
64	1.223060182	0.000001829	0.000000094	-0.0001036	-0.0002284	64
65	1.210208558	0.000002132	0.000000609	-0.0000044	-0.0000063	65
66	1.158571583	0.000001861	0.000001205	0.0000006	0.0000014	66
67	1.084450298	0.000001586	0.000001450	-0.0000004	-0.0000010	67
68	1.028719557	0.000001505	0.000001505	0.0000005	0.0000018	68
69	1.014327352	10.990000000	0.000001499	-0.0000007	-0.0000009	69
70	1.000017639	0.000001489	0.000001489	-0.0000002	0.0	70
71	0.945466957	0.000001531	0.000001404	0.0000000	0.0	71
72	0.875627286	0.000001709	0.000001101	-0.0000000	0.0	72
73	0.828446585	0.000001909	0.000000583	0.0000000	0.0	73
74	0.814871028	0.000001993	0.000000128	-0.0000000	0.0	74
75	0.814256082	10.990000000	0.000000000	0.0000000	0.0000000	75
76	1.204857717	0.000002122	10.990000000	0.0000983	0.0001515	76
77	1.190381512	0.000002017	10.990000000	0.0000066	0.0000034	77
78	1.141113403	0.000001781	10.990000000	-0.0000009	-0.0000006	78
79	1.069377639	0.000001562	10.990000000	0.0000006	0.0000005	79
80	1.014327600	0.000001499	10.990000000	-0.0000007	-0.0000009	80
81	0.985708205	0.000001499	10.990000000	0.0000003	-0.0	81
82	0.930657831	0.000001562	10.990000000	-0.0000000	-0.0	82
83	0.858921785	0.000001781	10.990000000	0.0000000	-0.0	83
84	0.809653523	0.000002017	10.990000000	-0.0000000	-0.0	84
85	0.795177566	0.000002122	10.990000000	0.0000000	-0.0	85
86	1.185778962	10.990000000	0.000000000	0.0000465	-0.0	86
87	1.185163923	0.000001993	0.000000128	0.0000418	0.0	87
88	1.171568159	0.000001909	0.000000583	0.0000016	0.0	88
89	1.124403767	0.000001709	0.000001101	-0.0000002	0.0	89
90	1.054568353	0.000001531	0.000001404	0.0000001	0.0	90
91	1.000018055	0.000001489	0.000001489	-0.0000002	0.0	91
92	0.985703412	10.990000000	0.000001499	0.0000003	-0.0	92
93	0.971316162	0.000001505	0.000001505	0.0000001	0.0	93

CONTINUED

94	0.915585137	0.00000158f	0.000001450	-0.0000000	0.0	94
95	0.841463719	0.000001861	0.000001205	0.0000000	0.0	95
96	0.789826564	0.000002132	0.000000608	-0.0000000	0.0	96
97	0.776975145	0.000001829	0.000000094	0.0000000	0.0	97
98	0.776551658	10.990000000	0.0	-0.0000000	0.0	98
99	1.119495831	10.990000000	-0.000000000	-0.0000025	-0.0	99
100	1.118993604	0.000001547	0.000000105	-0.0000022	0.0	100
101	1.107513497	0.000001512	0.000000502	-0.0000001	0.0	101
102	1.065672487	0.000001419	0.000001001	0.0000000	0.0	102
103	1.000018411	0.000001365	0.000001365	-0.0000000	0.0	103
104	0.945468191	0.000001404	0.000001531	0.0000000	0.0	104
105	0.930658837	10.990000000	0.000001562	-0.0000000	-0.0	105
106	0.915585928	0.000001450	0.000001586	-0.0000000	0.0	106
107	0.854587162	0.000001643	0.000001643	0.0000000	0.0	107
108	0.767382895	0.000002083	0.000001477	-0.0000000	0.0	108
109	0.699057603	0.000002699	0.000000938	0.0000000	0.0	109
110	0.675684997	0.000003566	0.000000246	-0.0000000	0.0	110
111	0.674477979	10.990000000	-0.000000000	0.0000000	0.0	111
112	1.050130260	10.990000000	0.000000000	0.0000010	-0.0	112
113	1.049679634	0.000000985	0.000000094	0.0000009	0.0	113
114	1.039274400	0.000000926	0.000000459	0.0000000	0.0	114
115	1.000018915	0.000000962	0.000000962	-0.0000000	0.0	115
116	0.934364915	0.000001001	0.000001419	0.0000000	0.0	116
117	0.875629585	0.000001101	0.000001709	-0.0000000	0.0	117
118	0.858523831	10.990000000	-0.000001781	0.0000000	-0.0	118
119	0.841465522	0.000001205	0.000001861	0.0000000	0.0	119
120	0.767383847	0.000001477	0.000002083	-0.0000000	0.0	120
121	0.643951971	0.000002354	0.000002354	0.0000000	0.0	121
122	0.526760763	0.000003699	0.000001655	-0.0000000	0.0	122
123	0.467687932	0.00000351	0.000000356	-0.0000000	0.0	123
124	0.485959200	0.00000351	0.000000000	-0.0000000	0.0	124
125	1.0106766	0.00000352	0.000000092	-0.0000008	-0.0	125
126	1.010236260	0.00000352	0.000000092	-0.0000007	0.0	126
127	1.000015272	0.00000352	0.000000452	-0.0000000	0.0	127
128	0.950763811	0.00000359	0.000000976	0.0000000	0.0	128
129	0.892524369	0.000000502	0.000001512	-0.0000000	0.0	129
130	0.828449633	0.000000583	0.000001909	0.0000000	0.0	130
131	0.809656284	10.990000000	0.000002017	-0.0000000	-0.0	131
132	0.769829051	0.000000608	0.000002132	-0.0000000	0.0	132
133	0.699059162	0.000000938	0.000002699	0.0000000	0.0	133
134	0.526761332	0.000001655	0.000003699	-0.0000000	0.0	134
135	0.278763207	0.000005123	0.000005123	0.0000000	0.0	135
136	0.118015436	0.000011834	0.000002263	-0.0000000	0.0	136
137	0.106463326	10.990000000	0.0	0.0000000	0.0	137
138	1.000460932	10.990000000	0.000000000	0.0000006	-0.0	138
139	1.000019610	0.000000092	0.000000052	0.0000006	0.0	139
140	0.989802622	0.000000092	0.000000452	0.0000000	0.0	140
141	0.950358929	0.000000094	0.000000985	-0.0000000	0.0	141
142	0.881044635	0.00000105	0.000001547	0.0000000	0.0	142
143	0.814874262	0.000000128	0.000001993	-0.0000000	0.0	143
144	0.795180476	10.990000000	0.000002122	0.0000000	-0.0	144
145	0.776977630	0.000000094	0.000001929	0.0000000	0.0	145
146	0.675066722	0.000000246	0.000003566	-0.0000000	0.0	146
147	0.467680365	0.000000356	0.000003351	0.0000000	0.0	147
148	0.118015584	0.000002263	0.000011834	-0.0000000	0.0	148
149	-0.352360035	0.000008264	0.000008264	0.0000000	0.0	149
150	-0.395757686	10.990000000	0.0	-0.0000000	0.0	150
151	0.999578385	-0.000000000	10.990000000	-0.0000000	-0.0000049	151
152	0.989362294	0.0	10.990000000	-0.0000001	-0.0000001	152
153	0.949908402	0.0	10.990000000	0.0000000	0.0000000	153
154	0.880542507	0.0	10.990000000	-0.0000000	-0.0000000	154
155	0.814259322	0.000000000	10.990000000	-0.0000000	-0.0000000	155
156	0.776977630	0.0	10.990000000	-0.0000000	0.0000000	156
157	0.675066722	-0.000000000	10.990000000	0.0000000	0.0	157
158	0.467680365	0.000000000	10.990000000	-0.0000000	0.0	158
159	0.118015584	0.0	10.990000000	0.0000000	0.0	159
160	-0.395757678	0.000000000	10.990000000	-0.0000000	0.0	160

APPENDIX G

Hand Calculations for Concentration Profiles

This appendix contains hand calculations for two cases for the convection-diffusion equation (for details see Section 5.7.2).

Two extreme cases are considered. Values of concentration are checked only for the Total Implicit method. For $N=3$ the concentration values are taken from Table F.2, and for $N=5$, from Table F.4.

(For $N=3$)

The collocation point Number 10 is considered (see Figure 11 for numbering of unknowns). Equation (5.30) was used for the Total Implicit formulation. Concentration of the solvent at the t time level was assumed zero for the entire formation. Also for the collocation point, Number 10, q is zero. Therefore Equation (5.30) reduces to

$$\frac{C_{i,j}^{t+\Delta t,k,l}}{\Delta t} = P_1 \sum_{n=1}^{NPX} B_{i,n} C_{n,j}^{t+\Delta t,k,l} + P_2 \sum_{n=1}^{NPY} B_{j,n} C_{i,n}^{t+\Delta t,k,l} - P_3 \sum_{n=1}^{NPX} A_{i,n} C_{n,j}^{t+\Delta t,k,l} - P_4 \sum_{n=1}^{NPY} A_{j,n} C_{i,n}^{t+\Delta t,k,l} \quad (G.1)$$

The following collocation points are needed for the first and the second derivatives (Figure G.1, not to the scale).




Figure G.1. Collocation points for first and second Derivatives for $N=3$.

P_1, P_2, P_3 and P_4 are given by Equation 5.26

$$P_1 = \frac{K_D}{L^2 \phi \Delta x_k^2} = \frac{.01075}{(6000)^2 \times .1 \times (.5)} = 11.944 \times 10^{-9}$$

$$P_2 = \frac{K_D}{W^2 \phi \Delta y_l^2} = \frac{.01075}{(6000)^2 \times .1 \times (.5)^2} = 11.944 \times 10^{-9}$$

$$P_3 = \frac{U_x^{k,1}(x_i, y_j)}{L \phi \Delta x_k} = \frac{3.53 \times 10^{-7}}{6000 \times .1 \times .5} = 11.766 \times 10^{-10}$$

$$P_4 = \frac{U_y^{k,1}(x_i, y_j)}{W \phi \Delta y_l} = \frac{1.36 \times 10^{-6}}{6000 \times .1 \times .5} = 4.533 \times 10^{-9}$$

Summations in Equation (G.1) are expanded below

$$\sum_{n=1}^{NPX} B_{i,n} C_{n,j}^{k,2} = B_{2,1} C_3 + B_{2,2} C_{10} + B_{2,3} C_{19} + B_{2,4} C_{28} + B_{2,5} C_{36}$$

$$\sum_{n=1}^{NPX} A_{i,n} C_{n,j}^{k,2} = A_{2,1} C_3 + A_{2,2} C_{10} + A_{2,3} C_{19} + A_{2,4} C_{28} + A_{2,5} C_{36}$$

$$\sum_{n=1}^{NPY} B_{j,n} C_{i,n}^{k,2} = B_{4,1} C_7 + B_{4,2} C_8 + B_{4,3} C_9 + B_{4,4} C_{10} + B_{4,5} C_{11}$$

$$\sum_{n=1}^{NPY} A_{j,n} C_{i,n}^{k,2} = A_{4,1} C_7 + A_{4,2} C_8 + A_{4,3} C_9 + A_{4,4} C_{10} + A_{4,5} C_{11}$$

where C_i is the concentration at the i^{th} collocation point,

The numerical values of the summations can be evaluated as follows:

$$\begin{aligned} \sum_{n=1}^{NPX} B_{i,n} C_{n,j}^{k,2} &= 53.2379 \times - .0000209 - 73.333333 \times - .0000185 \\ &+ 26.666667 \times - .0000002 - 13.333333 \times .0000001 \\ &+ 6.7621 \times - .0000005 \\ &= .0002339468 \end{aligned}$$

$$\begin{aligned}
 \text{NPX} \sum_{n=1} A_{i,n} C_{n,j}^{k,l} &= -5.32379 \times - .0000209 + 3.872983 \times - .0000185 \\
 &+ 2.065591 \times - .0000002 - 1.290994 \times .0000001 \\
 &+ .67621 \times - .00000005 \\
 &= .0000387367
 \end{aligned}$$

$$\begin{aligned}
 \text{NPY} \sum_{n=1} B_{j,n} C_{i,n}^{k,l} &= 6.7621 \times .0086014 - 13.333333 \times .007587 \\
 &+ 26.666667 \times .0000523 - 73.333333 \times - .0000185 \\
 &+ 53.23790 \times .0002057 \\
 &= -.0292941012
 \end{aligned}$$

$$\begin{aligned}
 \text{NPY} \sum_{n=1} A_{j,n} C_{i,n}^{k,l} &= -.67621 \times .0086014 + 1.290994 \times .007587 \\
 &- 2.065591 \times .0000523 - 3.872983 \times - .0000185 \\
 &+ 5.32379 \times .0002057 \\
 &= .0050371422
 \end{aligned}$$

Substituting the values of the summations in Equation G.1 yields

$$\begin{aligned}
 \frac{C_{i,j}^{t+\Delta t, k, l}}{\Delta t} &= 11.944 \times 10^{-9} \times .012339468 + 11.944 \times 10^{-9} \times - .0292941012 \\
 &- 11.766 \times 10^{-10} \times (.0000387367) - 4.533 \times 10^{-9} \times .0050371422 \\
 &= -.3559433501 \times 10^{-9}
 \end{aligned}$$

$$\begin{aligned}
 C_{10} &= -.3554433501 \times 10^{-9} \times 50000 \\
 &= -1.77 \times 10^{-5}
 \end{aligned}$$

The corresponding value in Table F.2 for the Total Implicit method is -1.85×10^{-5} .

Case 2 (For N=5)

Collocation point Number 27 is considered (see Figure 13 for numbering of unknowns). Equation G.1 still holds with different values for NPX and NPY.

The following collocation points are needed for the first and the second derivatives (Figure G.2, not to the scale).




Figure G.2. Collocation points for first and second Derivatives for N=5.

The values of P_1 , P_2 , P_3 and P_4 are given by

$$P_1 = P_2 = 11.944 \times 10^{-9}$$

$$P_3 = \frac{U_x^{k,l}(x_i, y_j)}{L\phi\Delta x_k} = \frac{.000001817}{6000 \times 1 \times .5} = 6.0566 \times 10^{-9}$$

$$P_4 = \frac{U_y^{k,l}(x_i, y_j)}{W\phi\Delta y_l} = \frac{.000003230}{6000 \times 1 \times .5} = 10.7666 \times 10^{-9}$$

Summations in Equation G.1 are expanded below:

$$\sum_{n=1}^{NPX} B_{i,n} C_{n,j}^{k,\ell} = B_{3,1} C_3 + B_{3,2} C_{14} + B_{3,3} C_{27} + B_{3,4} C_{40} \\ + B_{3,5} C_{53} + B_{3,6} C_{66} + B_{3,7} C_{78}$$

$$\sum_{n=1}^{NPX} A_{i,n} C_{n,j}^{k,\ell} = A_{3,1} C_3 + A_{3,2} C_{14} + A_{3,3} C_{27} + A_{3,4} C_{40} \\ + A_{3,5} C_{53} + A_{3,6} C_{66} + A_{3,7} C_{78}$$

$$\sum_{n=1}^{NPY} B_{j,n} C_{i,n}^{k,\ell} = B_{4,1} C_{24} + B_{4,2} C_{25} + B_{4,3} C_{26} + B_{4,4} C_{27} \\ + B_{4,5} C_{28} + B_{4,6} C_{29} + B_{4,7} C_{30}$$

$$\sum_{n=1}^{NPY} A_{j,n} C_{i,n}^{k,\ell} = A_{4,1} C_{24} + A_{4,2} C_{25} + A_{4,3} C_{26} + A_{4,4} C_{27} \\ + A_{4,5} C_{28} + A_{4,6} C_{29} + A_{4,7} C_{30}$$

Therefore the numerical values of the summations can be evaluated as follows:

$$\sum_{n=1}^{NPX} B_{i,n} C_{n,j}^{k,\ell} = -21.024726 x - .0001575 + 59.816814 x - .0001418 \\ -66.912395 x - .0000064 + 35.697494 x .0000009 \\ -12.531160 x - .0000006 + 11.261251 x .0000006 \\ -6.307280 x - .0000009 \\ = -.0046903108$$

$$\sum_{n=1}^{NPX} A_{i,n} C_{n,j}^{k,\ell} = 3.732156 x - .0001575 - 7.625116 x - .0001418 \\ +1.516706 x - .0000064 + 3.412150 x .0000009 \\ -1.857116 x - .0000007 + 1.940842 x .0000006 \\ -1.119622 x - .0000009 \\ = .000490073$$

$$\begin{aligned}
 \sum_{n=1}^{\text{NPY}} B_{j,n} C_{i,n}^{k,\ell} &= 7.5 \times .0011397 - 14.867044 \times .0010258 \\
 &+ 30.033711 \times .0000463 - 45.333333 \times - .0000064 \\
 &+ 30.033711 \times .0000037 - 14.867044 \times -.0000043 \\
 &+ 7.5 \times .0000067 \\
 &= - .0047968666
 \end{aligned}$$

$$\begin{aligned}
 \sum_{n=1}^{\text{NPY}} A_{j,n} C_{i,n}^{k,\ell} &= - 1.875 \times .0011397 + 3.368054 \times .0010258 \\
 &- 4.043058 \times .0000463 + 0 \times - .0000064 \\
 &+ 4.043057 \times .0000037 - 3.368054 \times - .0000043 \\
 &+ 1.875 \times .0000067 \\
 &= 0.0011728232
 \end{aligned}$$

Substituting the values of the summations in Equation G.1 yields

$$\begin{aligned}
 \frac{C_{i,j}^{t+\Delta t, k, \ell}}{\Delta t} &= 11.944 \times 10^{-9} [- .0046903108 - .0047968666] \\
 &- 6.0566 \times 10^{-9} \times .0004900773 - 10.766 \times 10^{-9} \times .0011728232 \\
 &= - .12891036 \times 10^{-9} \\
 C_{27} &= - .1289103673 \times 10^{-9} \times 50000 \\
 C_{27} &= - 6.44 \times 10^{-6}
 \end{aligned}$$

The corresponding value in Table F.4 is -6.4×10^{-6}

APPENDIX H

Physical Data for Porous Media Problem

1. Injection rate of the solvent Q , $0.3277 \text{ cm}^3/\text{s}$
2. Viscosity of the injected solvent μ_s , 1 cp
3. Porosity of the formation, 0.1
4. Permeability of the formation K_p , 0.1 darcy
5. Length of the formation L , 6000 cm
6. Width of the formation W , 6000 cm
7. Thickness of the formation S , 30.48 cm
8. Initial viscosity of the oil in the formation μ , 100 and 10000 cp
9. Dispersion Coefficient K_D , 0.0001075 and $0.01075 \text{ cm}^2/\text{s}$
10. Δt , $50,000 \text{ s}$
11. Pressure at the reference collocation point, 1 psi

END-FIN
14-01-80