

H REISWIG

10

*Mc Gill*

# H. REISWIG

H. M. REISWIG  
REDPATH MUSEUM, MCGILL UNIV.  
859 SHERBROOKE ST. W.  
MONTREAL, QUE.  
CANADA H3A 2K6

H. M. REISWIG  
REDPATH MUSEUM, MCGILL UNIV.  
859 SHERBROOKE ST. W.  
MONTREAL, QUE.  
CANADA H3A 2K6

Tel (514) 398-4089

This Book Contains Records of:

Z	USNM	MCZ	
Total spec	190	360	
Found dry	176	360	
wet	14	0	
Missing Tot	4	-	
dry	2	-	
wet	2	-	
Types	3	1	
Plus: Demosps		1	



USNM SMITHSONIAN Inst Trip 1987 cont'd 1987  
 Cabinet 3A shelf 3 cont'd Dry Collectn 13 Aug.


88-1-11.6

USNM 8488


**T** COTYPE  
 Jar: stn 3358

ORIG. No. 8181

\*Request spec be relabeled + Moved  
 4 pcs: brown.




1 photo  
 3 frags



USNM 8489

Label: Orig label No. 8181

3 pcs - brown



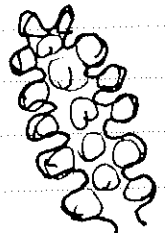
88-1-11.7

*Eurate erectum tubuliferum* Wilson Cat. No. 8489.  
 Slack Shelf (Size) etc. dry 2 specimens  
 LOCALITY Gulf of Panama.  
 Station 3358 DEPTH 555 fms. When collected Feb. 24, 1891.  
 Collected by Str. Albatross.  
 Received by transfer from U. S. Fish Comm.  
 Remarks Orig. no 8181.  
 GC  
 Identified by H. V. Wilson. Acc. No. 53528.  
 U. S. NATIONAL MUSEUM 13-143 DIVISION OF MARINE INVERTEBRATES

1 photo  
 2 frags

USNM 8577

2 pcs: macerated



88-1-11.8

*Eurate erectum* E. E. Schulze? Cat. No. 8577  
 Slack Shelf (Size) etc. dry 2 specimens  
 LOCALITY SE. Malpelo Island, Colombia.  
 Station 3380 DEPTH 899 fms. When collected Mar. 5, 1891.  
 Collected by Str. Albatross.  
 Received by transfer from U. S. Fish Comm.  
 Remarks Macerated completely.  
 GC  
 Identified by H. V. Wilson. Acc. No. 45174  
 U. S. NATIONAL MUSEUM 13-143 DIVISION OF MARINE INVERTEBRATES

1 photo  
 X frags



1987  
13 Aug

USNM  
Cabinet 3A, TRAY 3 cont'd

DRY

88-1-11.9

USNM 8578

*Eurete erectum gracile* Wilson. Cat. No. 8578

Stack Shelf (Size) ~~dry~~ 3 specimens

LOCALITY SE. Malpelo Island, Colombia.

Station 3380 DEPTH 899 fms. When collected Mar. 5, 1891.

Collected by Str. Albatross.

Received by transfer from U. S. Fish Comm.

Remarks

Gc

Identified by H. V. Wilson.

Acc. No. 45174

U. S. NATIONAL MUSEUM

13-143

DIVISION OF MARINE INVERTEBRATES

1 photo  
X frag

3 pcs, brown  
macerated  
Thinner than above  
specimens.

88-1-11.10

USNM 8579

*Eurete* sp. Cat. No. 8579

Stack Shelf (Size) ~~dry~~ 3 specimens

LOCALITY Near Cocos Island, Central America.

Station 3370 DEPTH 134 fms. When collected Feb. 28, 1890.

Collected by Str. Albatross.

Received by transfer from U. S. Fish Comm.

Remarks Completely macerated.

GC

Identified by H. V. Wilson.

Acc. No. 45174

U. S. NATIONAL MUSEUM

13-143

DIVISION OF MARINE INVERTEBRATES

1 photo  
1 frag

4 pcs macerated

END Roll  
# 10

START Roll  
# 11

88-1-11.11

USNM 8580

*Eurete erectum* F. E. Schulze. Cat. No. 8580

Stack Shelf (Size) ~~dry~~ frags. specimens

LOCALITY Gulf of Panama.

Station 3358 DEPTH 555 fms. When collected Feb. 24, 1891.

Collected by Str. Albatross.

Received by transfer from U. S. Fish Comm.

Remarks (8181<sup>U.S.</sup> P.C.).

GC

Identified by H. V. Wilson.

Acc. No. 45174

U. S. NATIONAL MUSEUM

13-143

DIVISION OF MARINE INVERTEBRATES

1 photo  
1 frag.

Pile of brown garbage.

USNM  
Cabinet 3A, Tray 3, cont'd DRY

1987  
13Aug

88-1-11, 12

USNM 8581

*Eurate erectum tubuliferum* Wilson Cat. No. 8581

Slack Shelf (Size) No. dry 3 specimens

LOCALITY Gulf of Panama.

Station 3359 DEPTH 465 fms. When collected Feb. 24, 1891.

Collected by Str. Albatross.

Received by transfer from U. S. Fish Comm.

Remarks (8179 F.C.).

MS  
A GC

Identified by H. V. Wilson.

Acc. No. 45174

U. S. NATIONAL MUSEUM

13-143

DIVISION OF MARINE INVERTEBRATES

3 pcs - brown  
"h-empy" Eurateid.

1 photo  
3 frags.

USNM 8582

*Eurate erectum* F. E. Schulze. Cat. No. 8582

Slack Shelf (Size) No. dry 3 specimens

LOCALITY Gulf of Panama.

Station 3359 DEPTH 465 fms. When collected Feb. 24, 1891.

Collected by Str. Albatross.

Received by transfer from U. S. Fish Comm.

Remarks Macerated.

GC

Identified by H. V. Wilson.

Acc. No. 45174

U. S. NATIONAL MUSEUM

13-143

DIVISION OF MARINE INVERTEBRATES

box of parts + burlap.

NRW#

No photo  
No frag.

USNM 8583

*Eurate* sp. Cat. No. 8583

Slack Shelf (Size) No. dry 4 specimens

LOCALITY SE. Malpelo Island, Colombia.

Station 3380 DEPTH 899 fms. When collected Mar. 5, 1891.

Collected by Str. Albatross.

Received by transfer from U. S. Fish Comm.

Remarks (8178) Macerated completely.

GC

Identified by H. V. Wilson.

Acc. No. 45174

U. S. NATIONAL MUSEUM

13-143

DIVISION OF MARINE INVERTEBRATES

4 pcs - Macerated  
Hard - Thickwalled

NRW#

1 photo  
No frags

se.

1987

13 Aug

USNM

Cabinet 3A TRAY 3 cont'd

DRY

NRM#

USNM 8584

Eurate erectum mucronatum Wils. Cat. No. 8584

Stack Shelf (Size) AE. dry 1 specimens

LOCALITY Gulf of Panama.

Station 3359 DEPTH 465 fms. When collected Feb. 24, 1891.

Collected by Str. Albatross.

Received by transfer from U. S. Fish Comm.

Remarks

GC

Identified by H. V. Wilson.

Acc. No. 45174

U. S. NATIONAL MUSEUM

12-143

DIVISION OF MARINE INVERTEBRATES

No photo  
No frag

1 pc  
Thin, delicate  
Farreid-like

NRM#

USNM 8586

Eurate erectum F. E. Schulze. Cat. No. 8586

Stack Shelf (Size) AE. dry 2 specimens

LOCALITY Near Cocos Island, Central America.

Station 3370 DEPTH 134 fms. When collected Feb. 28, 1891.

Collected by Str. Albatross.

Received by transfer from U. S. Fish Comm.

Remarks (8175) Macerated.

GC

Identified by H. V. Wilson.

Acc. No. 45174

U. S. NATIONAL MUSEUM

12-143

DIVISION OF MARINE INVERTEBRATES

1 photo  
No frag.

2 pcs - Brown  
Fully macerated  
Hard! - ? subfossils?  
Not likely to be the  
same species for both.

SHELF

4

NRM#

USNM 7551

Farrea, sp. Cat. No. 7551

Stack Shelf (Size) AE. dry 1 specimens

LOCALITY Off St. Lucia, W. I.

Station 2753 DEPTH 281 fms. When collected 1887

Collected by Str. Albatross

Received by transfer from U.S. Fish Comm.

Remarks

GC

Identified by F. E. Schulze.

Acc. No.

U. S. NATIONAL MUSEUM

12-143

DIVISION OF MARINE INVERTEBRATES

No photo  
No frags

2 pcs in vial



USNM  
Cabinet 3A TRAY 4 cont'd DRY

1987  
13 Aug

NRM# | USNM U-13A Uncataloged


"*Farrea pandora* .. to be cataloged." Box w 2 small spec


No Photo  
No frag.

*Farrea facunda* O.S.  
152T962 Mus Comp Zool

*Phakellia tetraax* O.S.  
152T962 Mus Comp Zool.

152962

← - - - ? - - - →  Thick-wall Euretoid

← ? - - - → 

88-1-8.16 \*

USNM 7553

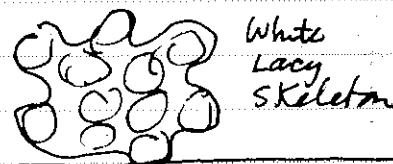
*Farrea convolvulus*  
Sta. 2936 USFC

*Farrea convolvulus* F.E.S.  
S. Diego Californien  
Albatross 2936

1 photo  
1 fragmt

**T** TYPE?  
This is unit 2 of this Cat. No.  
Unit 1 is a wet Type in the  
Type shell - entry above has  
Cat Card Copy  
\* ? should this be Labeled TYPE  
and moved or Renumbered?

\* Cat & RM # as for wet type  
spec.



88-1-8.14 \*

USNM 7549

*Farrea aculata* F.E.S.  
Sta 3071 USFC


Vancouver Is  
Albatross 3071

1 photo  
2 frags

**T** TYPE?  
\* Jar label misspelled  
This is Unit 2 of this Cat No.  
Unit 1 is in Wet Type Collection  
and the Cat. Card copy is entered  
far above with that spec.  
\* ? should this be labeled TYPE  
and moved or renumbered?

\* RM No gain to both  
wet (earlier) & dry (this)  
spec.

White clean lace skeleton  
large Tube; foliate



Cab 42	None
Cab 4A	None
Cab 5A	None
Cab 43	None
Cab 44	none
Cab 6A	none

1987  
13 Aug

USNM  
Cab. 7A-8A-9A Shelf 1 + 2 + 3 + 4  
DRY

Cab. 7A	None
Cab. 8A	None
Cab. 9A	<del>None</del>
Shelf 1	None
Shelf 2	None


Shelf 3: 2-13B USNM Uncataloged

88-1-11.13

Hyalonema

3 photos  
3 frags

No data  
Keep for illustration  
KR. - Apr 1976



1 whole specimen - Nice

NRM# USNM 8587

Hyalonema sp. Root spicules. Cat. No. 8587

Stack Shelf (Size) XDE dry 15+ specimens

LOCALITY Off coast of Ecuador.

Station 3399 DEPTH 1740 fms. When collected Mar. 24, 1891.

Collected by Str. Albatross.

Received by transfer from U. S. Fish Comm.

Remarks (F.C. 8131)

GC

Identified by H. V. Wilson. Acc. No. 45174

U. S. NATIONAL MUSEUM 13-143 DIVISION OF MARINE INVERTEBRATES

~ 10 root spicules in  
bundle  
CCWS

NO photo  
NO frag  
[Not Recorded]

IN ONE BOX

USNM 8588

Hyalonema sp. Root spicules. Cat. No. 8588

Stack Shelf (Size) XDE dry 15+ specimens

LOCALITY E. Malpelo Island, Colombia.

Station 3381 DEPTH 1772 fms. When collected Mar. 6, 1891.

Collected by Str. Albatross.

Received by transfer from U. S. Fish Comm.

Remarks (P.C. 8132)

GC

Identified by H. V. Wilson. Acc. No. 45174

U. S. NATIONAL MUSEUM 13-143 DIVISION OF MARINE INVERTEBRATES

In one box  
~ 10 Root spicules  
in bundle  
CCWS

NO photo  
? frag  
[Not Recorded]

USNM DRY  
Cabinet 9A Shelf 3. cont'd.


1987.

188-1-11-14 USNM U-13C Uncataloged.

1 photo  
1 frag

Hyalonema Kentii  
Asconema Kentii as identified  
by O.S. # (wet)  
Hyalonema Kentii as identified  
by F.E.S. M.C.Z.

Small hairy fragments  
Perhaps represent ~1/2 of  
sponge body



CAB 10A: - None on shelf 1.

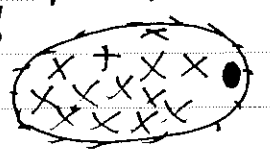
Shelf 2: USNM 5422

VRM#

Pheronema annae Leidy		Cat. No. 5422
Stack	Shelf	(Size) Alc. dry 1 specimens
LOCALITY Off Santa Cruz, W. I.		
Station 134	DEPTH 248 fms.	When collected 1879
Collected by Str. Blake, A. Agassiz		
Received by transfer from U.S. Coast Survey		
Remarks		
GC		Acc. No.
Identified by O. Schmidt		
U. S. NATIONAL MUSEUM	15-143	DIVISION OF MARINE INVERTEBRATES

1 photo  
No frags

a HARD, SPICULATE  
egg-shaped sponge  
-ouch!  
? SKIN  
WORN  
OFF?



Large pinnae in  
surface  
→ (1x)

Shelf 3 → NONE

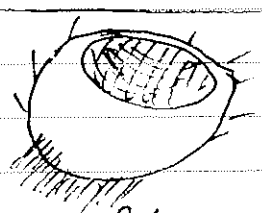
Shelf 4: USNM U-13D Uncataloged

188-1-11-15

Pheronema globosum F.E.S.  
D5168 Acc # 67308  
US Bur Fisheries Str. Albatross  
Mr D 5168  
2/25/08 Pheronema globosum FES

4 photos  
3 frags

beautiful cup  
~ 5 inches diam.





1987  
13 Aug.

Cabinet 11A Shelf 1

USNM  
DRY

88-1-11-16 USNM 13E Uncataloged

Regadrella okinoseana Ijima

Acc # 67302 D 5554


D 5423 March 31, 1909 US Bur Fish  
Albatross Philipp. Exped 1907-09

D-5554 - 60(?)

This label was detached. This sponge had  
no label, thus I inferred that this  
label belonged to this sponge

# 2 sta  
Nos  
here

2 pieces:



Flat  
cylinder



Less  
good  
shape  
but still  
flat cyl.

4 photos  
4 frags.

88-1-11-17 USNM 7894

Regadrella sp

off Columbia Alb 3380

S.E. Malpelo Id., Colombia

Mar 5, 1891 Acc\* 45174


1 out to M.C.Z. 899 fms

1 spec

Cat No 7894

\* I had no record of this Cat No  
+ No Cat Card found.

Skel of a cleaned frame  
attached to a hard  
substrate -  
open tube + pieces



2 photos  
x frags

88-1-11-18 USNM 7566

Regadrella phoenix Schmidt.

Cat. No. 7566

Stack Shelf Section (Size) DEXTRY 1 specimens

LOCALITY Off Santa Lucia, West Indies.

Station 2753 DEPTH 281 fms. When collected Dec. 4, 1887.

Collected by Str. Albatross.

Received by transfer from U. S. Fish Commission.

Remarks: Figured in

GC

(Hex. 32) (F.C. 1294).

Identified by F. E. Schulze.

Acc. No.

U. S. NATIONAL MUSEUM


DIVISION OF MARINE INVERTEBRATES

Author conflict

Box  
Label: Regadrella phoenix W.Th.

one piece of 2 cups?  
Super silicified walls: Hypers.

Excessive Deposition



cup in a cup?

3 photos  
2 frags

USNM  
Cabinet 11A TRAY 1 cont'd

DRY

1987  
13 Aug

88-1-6.8  
No Photo  
No frag.  
Cat with wet spec  
earlier

USNM 7573 \* Cat N with wet one earlier -

Rhabdocalyptus mirabilis F.E.S.  
Albatross Isl 3008  
Off Carmen Id, Lower Cal.  
306 fm Hex 62

This is Unit 2 of this Cat No.  
Unit 1, with the card Cat Copy, is  
found above in the wet collect'n.  
Vial: of Packed spicules only here.

88-1-11.19

USNM 8569

20  
rd  
eye  
full  
cyl.

FNo

3

s  
W.Th.

ly pers.

exp?

1 photo  
1 frag.

Rhabdocalyptus dawsoni (Lambe). Cat. No. 8569

Stack Shelf (Size) XPC dry 3 specimens

LOCALITY Departure Bay, British Columbia.

Station DEPTH 17 fms. When collected Dec. 16, 1908.

Collected by

Received from Biol. Sta., Departure Bay, B. C.


Remarks

GC

Identified by L. M. Lambe Acc. No. 49577

U. S. NATIONAL MUSEUM 13-145 DIVISION OF MARINE INVERTEBRATES

box label: Through Geo. W. Taylor  
3 spec: (out to Lambe) Ret'd.

3 hairy boot spgs -  
w/ret  


3 specimen of Rhabdocalyptus dawsoni.

also Box label: Ref these: Trans R. S. CANADA X sect 4 pl IV fig 2 + ... Dredged 17 fms ...

[Lambe's confirmation of I.D.] These are not cleaned. When found they are always covered w matted spicules. They seem to grow in a bed of sponge spicules. Correctly identified LML. Dec 11, 09.

BLANK FRAME

END 13 AUG.

1987

USNM

DRY

14 Aug. Cabinet 11A TRAY 2 start

88-1-11.20 USNM 21382


*Rhabdocalyptus dawsoni* (Z. McD.) var. *albatrossensis* H.V. Wilson Cat. No. 21382  
Stack Shelf (Size) No. dry 1 specimens

2 photos (1 close)  
1 frag

LOCALITY Off Cape Spencer, Alaska  
Station DEPTH 100 fath When collected  
Collected by on halibut hook by fishing vessel,  
Received by transfer from U.S.B.F.  
Remarks

GC  
Identified by H.V. Wilson Acc. No. 104022  
U. S. NATIONAL MUSEUM 13-144 DIVISION OF MARINE INVERTEBRATES

Huge specimen!  
Clean - ? cleared?  
yellow-gold  
~ 2 cm thick walls  
ocular fringe ~ 1 cm  
No Veil on spec [? Removed?]  
but dermis appears well intact.



Cab 12A - None  
Cab 13A - None  
Cab 14A - None

Cab 15A - Shelf 4 / Uncat: 2-14A Euplectellid

88-1-11.21  
1 photo  
3 frags

"This is probably an Albatross specimen from Atlantic Coast of North America, but no label is visible in the year 1909"

grey box w flattened Euplectellid wrapped gently in a roll of Cotton




Cab 16A Shelf 1 USNM 7209 - ~~Unidentified~~

88-1-11.22  
1 photo  
1 frag.

Hexactinellid sponge  
Albatross Sta 2228  
Year 188-

No Catalog Card found  
1 pc of hard stony grey sps




Shelf 5: USNM 5938

88-1-11.23  
1 photo  
frags

Unidentified  
Off Martha's Vineyard  
USFC 1881 Loc 1038  
Trawl 107 fm

a mass of stolons & heads  
- probably *Sympagella murrayi*





88-1-11.24

U-14B - Uncataloged.

Unidentified

D. 3716 (1277) sponge 1277

Sta 3716 Dr. May 11, 1900  
Depth 65-125 USFC  
Str Albatross 1899-1900

4 pcs of various spgs  
Most: Euretoid?

+ a piece of  
? Aphrocallista  
like: beatrice?

1 photo  
2 frags

??

CAB. "25EE  
(Row 2, Slot 18 upper)

88-1-12.1

1 photo  
1 frag ✓

U-14C Uncataloged.

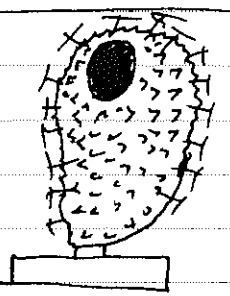
Unidentified

Lead tag: 258 25EE

No data, No Cat Card.

White specimen  
Mounted for display  
w Light Veil of  
Stauractis

Surface regularly omulac



Cab: Unlabelled  
(Row 2, Slot 20 upper):

Shelf 1:

88-1-12.2


2 photo  
1 large frag

U-14D Uncataloged.

Unidentified

[No cards, No labels - Nothing!]

[Typical  
Specimen  
most likely  
of Dactylocalyx  
purpureus.]



END ROLL 11

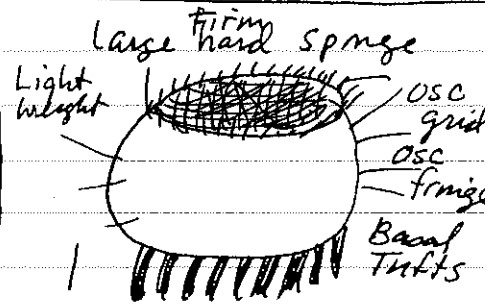
START ROLL 12

88-1-12.3

2 photos  
3 frags

U-14E Uncataloged

Unidentified Sponges  
Returned from Paleo Exhibit  
30 Mar '82  
Store for future exhibits



[? Most likely  
Pheronema globosum - + likely a  
cataloged specimen that was loaned  
and now lost from its label - to  
search for in above lists.]

1987

USNM

14 Aug Cab. [Unnumbered]  
Row 2, Slot 20 upper

Shelf 1 Cont'd

DRY

NRM#

U-14F


Uncataloged

Unidentified ~~Platystrophia~~

1 photo

NO frags

[No label - No info]



ridges

root tuft

a normal Euplectella

? could well be Geod +  
spec loaned to Geol +  
returned w/o Cab No  
ref USNM 8561  
Not found 2/8/87

SHELF 3

U-14G

Uncataloged

Unidentified

88-1-12.4

Tax. Porifera

2 Oct 1964

IIOE

21° 18'S ; 36° 18'E

4 photos (sea)  
X frags ✓

ves: Anton Bruun. Cruise. 8


1510-1600m Sta 399C (RV 71)

Sorter: A. Jones Gear: GMT# = Gulf Mex Storm track

Ref. No. 167 DRY

USNM Acc No.: 273 012

2 sponges:  
Paddle shape



Folded  
in box

[most likely these are Platylistrum  
platessa]

Cab 48

Shelf 5

NRM#

U-14H

Uncataloged

Unidentified

No photo  
No frag.

Sponge - Sango 2-6

160° 06.3' W

22° 03.5' N

Hawaii

390-436 m

# 323385

Strong hard sponge;

like a coral: conic shape

around hole in walls

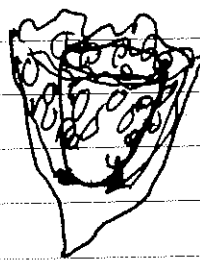
Hypersilicified!

WALL Double: Cone

in a cone.

Very like the one  
seen yesterday

USNM 7566 Ryabovella phoenix



Transparent  
view.

Cab 50

Shelf 2

88-1-12.5

U-14-I

Uncataloged

Unidentified - Mix

1 photo

X frags ✓

Sponge No.#

Recent; Philippine Is

5527

mixed box of fragments  
of many hexacts -  
Sphaera, Favos, Eurota, etc...

Cabinet 50, Shelf 2

USNM

DRY

1987

14 Aug

NRW#

U-14-J Uncataloged

Unidentified - Mix

No Photo  
No frags

Recent sponges  
Philippines D. 5541

Aug 20, 1909  
Albatross

Mixed sponge fragments  
as U-14I -  
Aphroc., Eurete, Fanea, etc.  
but bigger box here

88-1-12.6

U-14K Uncataloged

Unidentified - Mix

No Photo  
X Frags  
Some

Recent sponges.  
Philippines  
D. 5418 No #

D 5418  
March 25/09  
US B.F.  
Albatross -  
Philippine Exped  
1907-09

More mixed hexacts +  
as above.

NRW#

U-14L Uncataloged

~~Recent sponges~~ Unidentified - Mix.

No Photo  
No Frags

Recent sponges  
Philippines No #  
D 5417

D 5417  
March 25/09  
Albatross P.I.

Same as above  
Mostly Aphrocalliote

88-1-12.7

U-14M Uncataloged

Unidentified - Mix

1 photo  
X frags ✓

Recent - Philippines <sup>5487</sup>  
D 5478

5487

Variety of 1-cm sized  
Fragments of several Hex.

88-1-12.8

U-14N Uncataloged

Unidentified - Mix

1 photo  
3 frags ✓

Sponges - Philippines  
Alb. St. D 5428

S 5428  
Apr 3, 1909  
USBF  
Albatross P.I.

Variety of cm-size  
Pieces of several Hex.

88-1-12.9

U-14O Uncataloged

Unidentified

1 photo  
1 frag. ✓

To Atlantic Unidentified  
sponge

Sta 5338

? 2 sponges here - ~~one had~~  
hard dark brown form | Mushy small form



Unlikely but still possible from same orig spec!?



1987

15 Aug

Cabinet 58 Shelf 1

USNM

DRY

88-1-12.10

U-15A Uncataloged


Unidentified

Sponge. Winter Alb. Coll.

Stat 2350 off Cuba

USFC. Str. Albatross 1855

1 spec - 2 pcs



3 phot

X frags ✓

elongate conical shape unusual  
but still most likely ID.:  
Dactylocalyx pumiceus

Move to ROW I CABINETS:

Cabinet 1

TRAY 1:

\* 88-1-12.11

USNM 7505 \*

Aphrocallistes ~~boagei~~ boagei Wright

Albatross Stat 2750 USFC

\* This is Unit 2 of this Cat No

Unit 1 is in Wet Collect

↓ its desc above includes

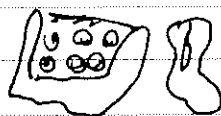
Copy of Cat Card!

\* RM No here should also  
go into notes in earlier wet  
spec encounter.

1 photo

1 frag ✓

2 pcs of clean SKel.



to: \* 88-1-1.13

USNM 7506 \*

Aphrocallistes boagei Wright

Alb. Sta 2752 USFC.

\* This is Unit 2 of this Cat No.


Unit 1 is in the Wet Collection - it

is described above in the copy of

Cat Card.

1 photo

1 frag.

1 pc Clean  
SKel

to: \* 88-1-1.12

USNM 7507 \*

Aphrocallistes boagei Wright

Alb. Sta 2753 USFC

\* This is Unit 2 of this Cat No.


Unit 1 is in the Wet Collection

and its description above includes

the Cat Card Copy.

1 photo

2 frag

3+ pcs in box  
Clean skeletons.

USNM

Cabinet ~~200~~ Shelf 1 cont'd #1

DRY

1987  
15 AUG.

88-1-1.17

USNM 7508 \*

Aphrocallistes vastus

Albatross Sta 2862 USFC


\* This is Unit 2 of this Cat No  
Unit 1 desc. above in Wet Collected  
includes cat. card copy

1 photo  
3 frags

\* RM cut with earlier  
wet spec Unit 1.

3 pcs Clean  
skel - May

differ in species?



88-1-12.12

USNM. 7510 \*

Aphrocallistes vastus

Alb. Sta 2877 USFC

\* This is Unit 2 of this Cat No  
Unit 1 desc above in Wet Collected  
includes Catalog Card Copy.

1 photo  
1 frag ✓

\* To record RM # w data on  
wet spec entire (not sampled but seen)

3 pcs - clean skel -  
id looks OK.

\*

88-1-12.13

USNM 7515

Aphrocallistes vastus F.E.S. Cat. No. 7515

Stack Shelf (Size) No. dry 1 specimens

LOCALITY Off Columbia River, Oregon

Station 2882 DEPTH 68 fms. When collected 1888

Collected by Str. Albatross

Received by transfer from U.S. Fish Comm.

Remarks (Hex. 41)

GC

Identified by F.E. Schulze.

Acc. No.

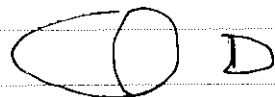
U. S. NATIONAL MUSEUM

12-143

DIVISION OF MARINE INVERTEBRATES

med box:

2 pcs of clean skeleton



88-1-12.14

USNM 7516

Aphrocallistes vastus F.E.S. Cat. No. 7516

Stack Shelf (Size) No. dry 5+ frags specimens

LOCALITY Off San Diego, Cal.

Station 2925 DEPTH 339 fms. When collected 1889

Collected by Str. Albatross

Received by transfer from U.S. Fish Comm.

Remarks (Hex. 84)

GC

Identified by F.E. Schulze.

Acc. No.

U. S. NATIONAL MUSEUM

12-143

DIVISION OF MARINE INVERTEBRATES

Small box:

7 pcs  
clean skel flakes

No  
leaf  
to

wet

it

No.

in

ids

1987  
15 Aug

Cabinet 1 Tray 1 cont'd

USNM

DRY


88-1-12.15

USNM 7517

med box:  
1 pc clean skel

Aphrocallistes vastus F.E.S. Cat. No. 7517  
Stack Shelf (Size) dry 1 specimens

LOCALITY Off San Diego, Cal.  
Station 2935 DEPTH 124 fms. When collected 1889  
Collected by Str. Albatross  
Received by transfer from U.S. Fish Comm.  
Remarks (Hex. 53).  
GC



1 photo  
1 frag

Identified by F.E. Schulze. Acc. No.  
U. S. NATIONAL MUSEUM 13-143 DIVISION OF MARINE INVERTEBRATES

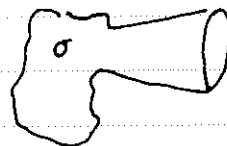
88-1-12.16

USNM 7518

Small Box:  
2 pcs of clean skel

Aphrocallistes vastus F.E.S. Cat. No. 7518  
Stack Shelf (Size) dry 1 specimens

LOCALITY N. of Unalaska.  
Station 3331 DEPTH 350 fms. When collected 1890  
Collected by Str. Albatross  
Received by transfer from U.S. Fish Comm.  
Remarks (Hex. 18)  
GC



1 photo  
1 frag

Identified by F.E. Schulze. Acc. No.  
U. S. NATIONAL MUSEUM 13-143 DIVISION OF MARINE INVERTEBRATES


88-1-12.17

USNM 7519

med box  
1 pc - large clean skeleton

Aphrocallistes vastus F.E.S. Cat. No. 7519  
Stack Shelf (Size) dry 1 specimens

LOCALITY Off Davidson Bank, Alaska.  
Station 3337 DEPTH 280 fms. When collected 1890  
Collected by Str. Albatross  
Received by transfer from U.S. Fish Comm.  
Remarks (Hex. 22)  
GC



1 photo  
1 frag

Identified by F.E. Schulze. Acc. No.  
U. S. NATIONAL MUSEUM 13-143 DIVISION OF MARINE INVERTEBRATES

Cabinet 1 TRAY I cont'd USNM DRY.

1987  
15 Aug


88-1-12.18

USNM 7596

1 photo  
1 frag ✓

Aphrocallistes Cat. No. 7596  
 Stack Shelf (Size) ) No. dry 2 frags. specimens  
 LOCALITY Off Cape St. James, Queen Charlotte Idg., B.C.  
 Station 2860 DEPTH 876 fms. When collected 1888  
 Collected by Str. Albatross  
 Received by transfer from U.S. Fish Comm.  
 Remarks  
 GC  
 Identified by F.E. Schulze. Acc. No.  
 U. S. NATIONAL MUSEUM 13-143 DIVISION OF MARINE INVERTEBRATES

1 vial w 2 small  
Pcs of clean skeleton



likely to be A. vastus

88-1-12.19

USNM 8573

1 photo  
1 frag ✓

Aphrocallistes vastus F. R. Schulze<sup>??</sup> 8573  
 Stack Shelf (Size) ) No. dry 1 specimens  
 LOCALITY Near Cocos Island, Central America.  
 Station 3370 DEPTH 134 fms. When collected Feb. 28, 1891.  
 Collected by Str. Albatross.  
 Received by transfer from U. S. Fish Comm.  
 Remarks (8195) Macerated.  
 GC  
 Identified by H. V. Wilson. Acc. No. 45174  
 U. S. NATIONAL MUSEUM 13-143 DIVISION OF MARINE INVERTEBRATES

med box:

1 pc - brown; Not cleaned.  
Probably long lead.




88-1-12.20

U-15B Uncataloged

1 photo  
2 frags ✓

Aphrocallistes sp. (A. beatrix Gray?)  
 D5425 [? Alb stn]  
 Mch 31-09  
 off Cagaynis Is  
 Acc #67302 No Label.  
 No Microscleres

large dirty skeleton  
w labels



1987  
15 Aug.

Cabinet 1: TRAY 4, start USNM DRY

88-1-12.21

USNM 22033

*Aulosaccus fissuratus* n. sp. Cat. No. 22033  
 Stack Shelf (Size Box ) Alghy 1 specimens  
 LOCALITY On "Bowers Bank", Bering Sea  
 Station A4769 DEPTH 244 fms. When collected June 3, 1906  
 Collected by Albatross  
 Received by transfer from Bur. Fish.  
 Remarks GC Fragments.

Identified by Y. Okada Acc. No. 103186  
 U. S. NATIONAL MUSEUM 13-145 DIVISION OF MARINE INVERTEBRATES

1 photo  
1 frag

Sm box:  
~7 pcs dried byssacine  
fuzzy skels: No form  
retained here



88-1-12.22

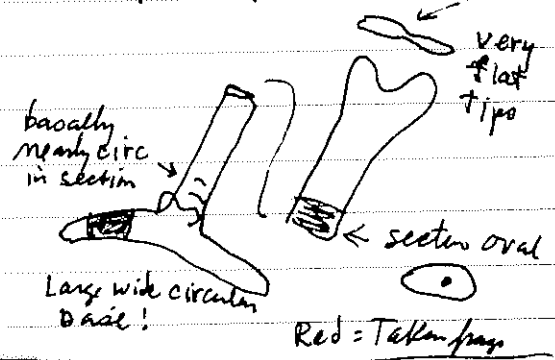
USNM 8576

*Bathyxiphus* sp. Cat. No. 8576  
 Stack Shelf (Size ) Mc. dry 1 specimens  
 LOCALITY SE. Malpelo Island, Colombia.  
 Station 3380 DEPTH 899 fms. When collected Mar. 5, 1891.  
 Collected by Str. Albatross.  
 Received by transfer from U. S. Fish Comm.  
 Remarks GC

Identified by H. V. Wilson. Acc. No. 45174  
 U. S. NATIONAL MUSEUM 13-145 DIVISION OF MARINE INVERTEBRATES

1 photo  
2 frags  
(1 stalk)  
(1 base)  
etc)

Sm box  
2 pcs in poor condn



Cabinet 2  
TRAY 2

USNM 7597

[Redacted]

88-1-12.23

*Hexactinellid.* Cat. No. 7597  
 Stack Shelf (Size ) Mc. dry 1 specimens  
 LOCALITY  
 Station DEPTH When collected  
 Collected by Str. Albatross.  
 Received by transfer from U. S. Fish Comm.  
 Remarks GC

Identified by P. E. Schulze. Acc. No.  
 U. S. NATIONAL MUSEUM 13-145 DIVISION OF MARINE INVERTEBRATES

1 photo  
1 frag

Glass vial in

88-1-12.23: → Plastic box now  
skel fragment DRIED



box says: "Dictyonnie  
Albatross 3008"



Cabinet 2 Tray 2 <sup>USNM</sup> DRY

1987

88 1-12.24 USNM 5423

Dactylocalyx callocyathus Lit.  
= Mylinsia callocyathes Gray Cat. No. 5423

Stack Shelf (Size) <sup>dry</sup> 1 specimens

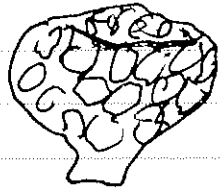
LOCALITY Barbados, W. I.  
Station 297 DEPTH 123 fms. When collected 1879  
Collected by U.S.C.S.S. Blake.  
Received from A. Agassiz.  
Remarks

2 photo  
1 frag ✓

GC

Identified by O. Schmidt, Acc. No.  
U. S. NATIONAL MUSEUM 13-143 DIVISION OF MARINE INVERTEBRATES

Sm Box: 1 pc of convoluted wall - meander struct.



Mylinsia

88 1-12.25 USNM 5424

Dactylocalyx pumiceus Lit. ? Cat. No. 5424

Stack Shelf (Size) <sup>dry</sup> 1 specimens

LOCALITY Barbados, W. I.  
Station 297 DEPTH 123 fms. When collected 1879  
Collected by A. Agassiz  
Received from U.S.C.S.S. Blake.  
Remarks

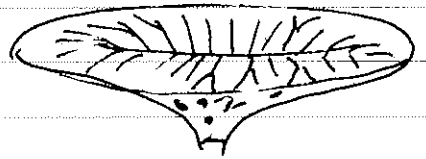
2 photo  
1 frag ✓

GC

Identified by O. Schmidt, Acc. No.  
U. S. NATIONAL MUSEUM 13-143 DIVISION OF MARINE INVERTEBRATES

Cant. Jo. Exped. 1878-1879

Large box



Flattened conic bowl.

88 1-12.26 U-15 C Uncataloged

Dactylocalyx pumiceus (O.S.)  
to be catalogued  
Mexico Sp.  
Mus. Comp. Zool.

1 photo  
1 frag ✓

152962

v. small box  
small clean skel  
Cellular  
at least honeycomb  
Calycular!



END ROLL  
12

action  
very  
last  
po

oral

008

1 1987  
15 Aug

USNM  
Cabinet 3; FRAY 4. DRY

8 STARTROLL  
#13

88-1-13.1

1 photo  
2 frags

USNM 8572

*Hexactinella tubulosa* F.E. Schulze Cat. No. 8572  
(perhaps) dry 4 frag. specimens

Stack Shelf (Size)  
LOCALITY Near Cocos Island.  
Station 3370 DEPTH 134 fms. When collected Feb. 28, 1891.  
Collected by Str. Albatross.  
Received by transfer from U. S. Fish Comm.  
Remarks  
GC

Identified by H. V. Wilson. Acc. No. 45174  
U. S. NATIONAL MUSEUM 13-143 DIVISION OF MARINE INVERTEBRATES

Acc Labels:

Sta 3370, Cat # 8195

Unid Hexactinellid  
Perhaps *H. tubulosa* FES

4 fragments here -  
looks like 2 soft sponges /  
2 pcs ea - macerated.?

88-1-13.2

USNM 8574

1 photo  
1 frag


*Hexactinella* sp. Cat. No. 8574

Stack Shelf (Size) dry 1 specimens  
LOCALITY Near Galapagos Islands.  
Station 3406 DEPTH 551 fms. When collected Apr. 3, 1891.  
Collected by Str. Albatross.  
Received by transfer from U. S. Fish Comm.  
Remarks (7891) Macerated.

Resembles *H. tuberosa* F.E. Schulze.  
GC Misc. pell.

Identified by H. V. Wilson. Acc. No. 45174  
U. S. NATIONAL MUSEUM 13-143 DIVISION OF MARINE INVERTEBRATES

1 pc of hard brown spg skel  
Tree-like but crude.  
Hollow.



88-1-13.3

USNM 8575

2 photos  
1 frag.

*Hexactinella ventilabrum* Carter? Cat. No. 8575

Stack Shelf (Size) dry 1 specimens  
LOCALITY Gulf of Panama.  
Station 3359 DEPTH 465 fms. When collected Feb. 24, 1891.  
Collected by Str. Albatross.  
Received by transfer from U. S. Fish Comm.  
Remarks (8179)

GC

Identified by H. V. Wilson. Acc. No. 45174  
U. S. NATIONAL MUSEUM 13-143 DIVISION OF MARINE INVERTEBRATES

Med box:




Plate form - Brown.

USNM  
Cabinet 3, TRAY 4 DRY

1987  
15 Aug

1-13.4

USNM 8590

Hexactinella tubulosa F.E. Schulze? Cat. No. 8590

Stack Shelf (Size) ACC dry 1 specimens

LOCALITY SE. Malpelo Island, Colombia.

Station 3380 DEPTH 899 fms. When collected Mar. 5, 1890.

Collected by Str. Albatross.

Received by transfer from U. S. Fish Comm.

Remarks (8178)

GC

Identified by H. V. Wilson.


Acc. No. 45174

U. S. NATIONAL MUSEUM

13-143

DIVISION OF MARINE INVERTEBRATES

Box: 2 pcs of brown  
skeletons - look to be  
different time



1 photo  
1 frag  
(large one)

USNM 8592

Hexactinellid sp. Cat. No. 8592

Stack Shelf (Size) ACC dry 1 specimens

LOCALITY Near Galapagos Islands.

Station 3404 DEPTH 385 fms. When collected Mar. 28, 1891.

Collected by Str. Albatross.

Received by transfer from U. S. Fish Comm.

Remarks Dictyonine.

GC

Identified by H. V. Wilson.

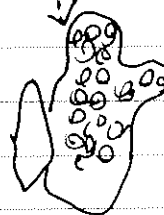
Acc. No. 45174

U. S. NATIONAL MUSEUM

13-143

DIVISION OF MARINE INVERTEBRATES

similar  
Brown skel - ~~to~~  
like warm wood - holey  
somewhat  
Like the larger  
spec in  
# 8590



1-13.5

USNM 8593

Hexactinellid. Cat. No. 8593

Stack Shelf (Size) ACC dry 2 specimens

LOCALITY Near Cocos Island, Central America.

Station 3370 DEPTH 134 fms. When collected Feb. 28, 1891.

Collected by Str. Albatross.

Received by transfer from U. S. Fish Comm.

Remarks (8195) Macerated.

GC

Identified by H. V. Wilson.

Acc. No. 45174

U. S. NATIONAL MUSEUM

13-143

DIVISION OF MARINE INVERTEBRATES

2 pcs



holey!

1 photo  
2 frags  
(from bag me)

11987  
15 Aug

USNM  
Cabinet 3 TRAY 4 cont'd Dry

88-1-13.7

USNM 8602

Hexactinellid. Cat. No. 8602

Stack Shelf (Size) No. dry 2 specimens

LOCALITY Off Acapulco, Mexico.

Station 3406 DEPTH 419 fms. When collected Apr. 11, 1891.

Collected by Str. Albatross.

Received by transfer from U. S. Fish Comm.

Remarks (7891)

GC

2 small pcs  
Clean skeletons

1 photo  
1 frag

Identified by H. V. Wilson. Acc. No.

U. S. NATIONAL MUSEUM 15-141 DIVISION OF MARINE INVERTEBRATES

88-1-13.8

U-15D Uncataloged.

Hexactinella tubulosa F.E.S.  
to be cataloged.

3 photo  
3 frags

[?acc#] →

1527962

from Japan.  
Bit from the large specimen  
(No 2) in Berlin Museum

Small spec in meandering walls  
in cone-shaped  
white on top  
Grey on sides  
Cleaned skel?



Cabinet 12  
Shelf 3  
88-1-13.9

USNM 8570

Staurocalyptus dowlingi (Lambe) Cat. No. 8570

Stack Shelf (Size) No. dry 1 specimen

LOCALITY Departure Bay, B. C.

Station DEPTH 17 fms. When collected Dec 12, 1908.

Collected by

Received from Biol. Stu. Departure Bay, B. C.

Remarks


GC

1 spiny stubby barrel sps

1 photo  
1 frag

Identified by L. M. Lambe. Acc. No. 49577

U. S. NATIONAL MUSEUM 15-143 DIVISION OF MARINE INVERTEBRATES



ouch!

Trans R.S. Can XI, sec iv, p 37 pl III fig 2 f

dredged 17 fm NE. Departure Bay, B.C. 16 XII '08 - Not cleaned

This has not been examined microscopically and I am not an expert in sponges & am therefore going simply by the figure. Correctly ident LML Dec 11, 09

USNM  
Cabinet 35A, TRAY 1 DRY

1987  
15 Aug.

WB 1-13.10

U-15-E~~i~~ Uncataloged

No Photo  
X Frags

Unidentified sponges

Stats 2662, 2663, 2669, 2671, 2672  
USFC. Albatross 1885-1886

a tray full of frags

WB 1-13.11

U-15-E~~ii~~ Uncataloged

No Photo  
X Frags

Unidentified sponges

Stats 2662, 2663, 2669, 2671, 2672  
USFC Albatross 1885-1886

a 2nd tray full of fragments.

in wall  
top  
side  
kel?

IIIIF3


U-15F Uncataloged.

NRM#  
1 photo  
No frags

Unidentified

Cebu city, Cebu, Philippines  
Coll. Dr. Asela B. Franco.  
Acc No 262846

one euplectellid  
clean skel w ridges & roset



Cabinet 18  
Shelf 2

USNM 4565

No CARD FOUND

WB 1-13.12

Unidentified

sta 2354 USFC  
Large sponges  
Str Albatross

\* Huge Cache of Huge  
Specimens - Certainly of  
Dactylocalyx pumiceus

1 photo  
X frags

cl sps

Cabinet 24  
Tray 1

U-15G Uncataloged

1 photo  
No frags

NRM#

Unidentified

Sponge from Philippine Is.  
Arthur R. Ferguson  
Acc 68290



aneuplectellid  
clean skel.  
w ridges & sieve plate

uch!

NRM#

U-15H Uncataloged

1 photo  
No frags

Unidentified

Sponge from Philippine Is.  
Arthur R. Ferguson.  
Acc No 68290

an euplectellid skel  
w ridges & sieve plate  
cleaned.



1 1987  
1 15 Aug

Cabinet 24 TRAY 1

USNM

DRY

NRM# U-15I Uncataloged  
Unidentified

1 photo  
No frags

Sponge from Philippine Is.  
Arthur R. Ferguson.  
Acc # 68290

1 euplectellid - cleaned  
w ridges + sieve plate

NRM# U-15J Uncataloged  
Unidentified

1 photo  
No frags

Sponge from Philippine Is.  
Arthur R. Ferguson  
Acc # 68290

2 euplectellids cleaned  
w ridges + sieve plates

Cabinet 25 TRAY 1  
NRM# U-15K Uncataloged  
Unidentified

1 photo  
No frags

April 3, 1909  
D. 5428?  
Acc # 67302

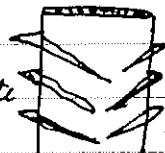
~ 50 pcs mixed box of frags  
Some are very interesting!  
Needs Sorting + ID some day!

88-1-13.13 - U-15L Uncataloged  
Unidentified

2 photos  
2 frags

Received from C. R. Orcutt  
Acc # 101T103

a Euplectellid  
clean skel but dirty gray  
w ridges but FLAT Sieve plate  
& No border Ridge!



NRM# U-15M Uncataloged  
Unidentified

1 photo  
No frags

H. C. Keller's  
Acc 99399  
Mindinao

2 regular old Euplectellid skeletons -  
like asperillum w ridges, sieve plate  
and border ridge

Cabinet 27 Shelf 3  
NRM# U-15N Uncataloged  
Unidentified

1 photo  
No frags

Childrens exhibit  
a stand for this specimen separate

a euplectellid skeleton  
cleaned but a bit gray  
normal type.

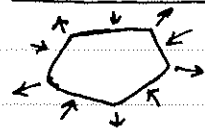
13.14

U-15-O Uncataloged


2 photos  
X frags

Semperella schulzei (Semper)  
Challenges Report  
Vol 21, 1887, p 261

special hardwood box  
w glass top:  
w 26" long sponge  
Beautiful specimen



polygonal in section  
water apparently goes into  
the same flat faces and out the apertures  
along the edges



Cabinet 28  
TRAY 1

U-15-P Uncataloged

NRM#  
No phot  
No frags

Unidentified  
Sta 5312 US Bur Fish.  
Albatross Phil. Exp 1907-09

vial w fine honeycomb.  
? A. beatrix or bocagei?

NRM#

U-15-Q Uncataloged

No phot  
No frags

Unidentified  
Sta D. 5529  
USBF Albatross Phil Exp 1907-09

vial w fine honeycomb.  
? A. beatrix or bocagei?

NRM#

U-15-R Uncataloged

No phot  
No frags

Unidentified  
Sta. D 5418 U.S.B.F.  
Albatross Phil. Exp 1907-09

vial w fine + coarse honeycomb.  
? A. beatrix or bocagei?

NRM#

U-15-S Uncataloged

No phot  
No frags.

Unidentified  
Sta 5537 USBF  
Albatross Phil. Exp. 1907-09

vial w fine + coarse honeycomb.  
? A. beatrix or bocagei?

plate

tray

11987  
15 Aug

Cabinet 28, TRAY 1

USNM  
DRY

88-1-13.15

U-15-T Uncataloged

No Phot  
3 frags ✓

Unidentified

Sta D 5411 USBF  
Albatross Phil. Exp. 1907-09

Box: ~~part~~ of  
Aphroc. fine + med + Euretids

Why no photo?

88-1-13.16

U-15-U Uncataloged

No phot  
1 frag ✓

Unidentified

Sta D-5487 USBF  
Albatross Phil Exp. 1907-09

Box - w globular hexacts.  
Millepore-like surfaces

? Why no photo?

88-1-13.17

U-15V Uncataloged

No photo  
2 frags ✓

Unidentified

Sta D 5428 USBF  
Albatross Phil Exped. 1907-09

Box w globular hexact  
w a meander-ranose  
morphology -



? Why no photo?

88-1-13.18

U-15W Uncataloged

No photo  
1 frag. ✓

Unidentified

Sta D-5411 USBF  
Albatross Phil Exped 1907-09

Box w Euretids mostly -  
+ 1 pc of medium-coarse  
Aphroc. honeycomb.

Why no photo?

88-1-13.19

U-15X Uncataloged

No photo  
2 frags ✓

Unidentified

Sta D-5495 USBF  
Albatross Phil. Exp. 1907-09

dry Jar of dry farreid frags  
+ 1 pc of Aphroc. h'comb.

NRM#

U-15Y Uncataloged

No photo  
No frag.

Unidentified

Sta D 5418 USBF  
Albatross Phil. Exp. 1907-9

dry Jar  
Euretids or Farreid frags  
+ med coarse Aphroc h'comb

USNM  
Cabinet 28 Tray 1 DRY

1987  
15 Aug.

ids

KB 13.20

U-15Z Uncataloged


dry Jar :

No photo  
2 frags ✓

Unidentified

fourcid frags + Euretids

Sta D. 5428 USB Fish  
Albatross Philip Exp 1907-9

+ h'comb Aphroc  
+ 1 foliate cone → 

ts.  
o

KB 13.21

U-15AA Uncataloged

dry Jar :

No photo  
3 frags ✓

Unidentified

Mostly fine Aphroc. h'comb.  
+ 1 euretids + a few farreids.

Sta D. 5347 USB F  
Albatross Philip Exp 1907-09

set  
se

NKMH

U-15AB Uncataloged

Euplectella imperialis

a regular Euplectellid  
SKed w ridges, sieve plate,  
& sieve ridge.

1 photo  
No frags

Euplectella sp. Acc. 65719  
Presented by Capt. Theodore Bitterman  
Loan: Army Med. Museum

dy -  
use  
b.

MILF 2

U-15AC Uncataloged

3 specs in one Box - 5429 on Box  
Box w 1 mud root tuft

NKMH

Unidentified

~~3 specs Hyalomema~~ ?

1 photo  
No frags

Acc 17928 Kneeland 10.  
Thomas 7005 11621b.  
Glass sponge. Enoshima Japan  
Cat No 5429 ← ? to check

CCWS.

[+ 2 hyalomemids below]

1 photo  
1 frag ✓

U-15AD Uncataloged


[In Box w above  
2nd spec:]

Unidentified

a whole hyalomema:

KB 13.22

"California". More likely Japan.  
M.E. Price Acc# 46602

 CCWS  
No skin - gone? - woolly


13.23

U-15AE Uncataloged

[In box w above - 3rd spec:]

photo  
1 frag ✓

Unidentified

 CCWS  
"mitten"-form  
body - with dermis intact.

Enoshima(?)  
Acc No 52210 Exchange

1987  
15 MAY

Cabinet 28 TRAY 2 USNM cont'd DRY

88-1-14.1

USNM 6293

\* No Cat Card found for this No.

1 photo

2 frags

Hyalonema sp.?

Id. Enoshima Japan

P. L. Jong

Box w Root tuft & Reddish

Tissue adhering w/o dermis.

Looks like the root of

Platylistrum to me - Not at

all like Hyalonema!

Probably the upper portion of spec torn off in collection

spicules will tell



88-1-14.2

U-15AF

Uncataloged.

Unidentified

Yenoshima Acc. # 52210

Yenoshima, Sagami [Japan]

1 photo

1 frag

a hyalonematid


Whole - head rather

crude - woolly - excelsior-like

No dermis except in rare

regions near root;

wrapped w stick support.



END ROLL

13

END OF DAY



USNM

Cabinet 28 TRAY 2 cont'd

DRY

1987

16 Aug

START ROLL

sh

11 1' [88-1-14.3]


U-16Ai Uncataloged Unidentified

[2 hyalomemated wrapped in paper w bamboo splint]

1 photo  
2 frags ✓

Yenoshima, Sagami  
Acc No 55210 Exchg.  
Imp Univ Tokyo, Japan

1st Spec: 1 spec w intact body, ~~6~~ Sieve  
microsc surface -



tat

tell


11 1' [88-1-14.4]

U-16Aii Uncataloged Unidentified

2nd Spec: Hyalomemated with broken body - in 4 pcs but some parts still intact - skin mostly gone - but a bit still there

1 photo  
2 frags ✓

[↑ LABEL Above ↓]



u  
iridlike  
are

ext.


11 1' [88-1-14.5]

U-16B Uncataloged Unidentified

1 large hyalomemated w delicate <sup>dermal</sup> sieve grid remains on 1 side woolly on other side  
Oscular Sieve Plate intact!  
Supported w Bamboo splint

2 photos  
2 frags ✓

Acc 52210 Exchg.  
Yenoshima - Sagami Japan  
Imp Univ Tokyo, Japan




11 1' [88-1-14.6]

U-16C Uncataloged Unidentified

a large hyalomemated w tulip-head - No Sieve  
Some of lateral dermis present but most gone → ∴ Woolly surface  
Firm nonetheless w holes in mid-oscular cone  
Bamboo splint supported

1 photo  
2 frags ✓

Acc. 52210 Exchg.  
Yenoshima, Sagami, Japan  
Imp. Univ. Tokyo.



1987

16 Aug

Cabinet 28 Tray 6. start USNM

DRY

88-1-14.7


U-16 D Uncataloged

1 photo  
2 frags. ✓

Unidentified

Stat 2818 Albatross 1888  
U.S.F.C.

a standard Euretad  
4+ pieces in med box  
Probably lead



Cabinet 29 TRAY 2

88-1-14.8

U-16 E Uncataloged

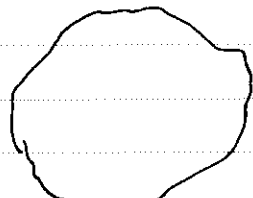
1 photo  
1 frag. ✓

Unidentified

Stat 3785 Dr. June 27  
270 fm USFC  
Str Albatross 1900  
Acc No. ~~45248~~ 45248

299

bundle of Lyssacine Wool  
10x10 inches - Large



Super Dirty!

88-1-14.9

U-16 F Uncataloged


1 photo  
1 frag. ✓

Unidentified

USFC Str. Albatross  
Calif Coast 1904  
Stat 4399

298

Large boat sponge  
Excelsior Filled



Super Dirty!  
has dermis..

Cabinet 30  
Shelf 3

[USNM] 6098 [?] ← ? is this a real USNM Cat No?

Unidentified

Could not find Card in Cat File w/this.

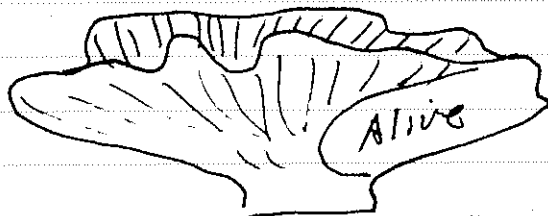
88-1-14.10

1 photo  
2 frags. ✓

E Coast of Japan  
R. Hitchcock Acc 22392

a large foliate Dictyonina  
in a wood tray: Thin walls 3m

with longitudinal grooving (=radial); Some parts (yellow)  
appear to have been alive - ? intrinsic or usurper?



USNM  
Cabinet **30** Shelf 4 start

DRY 1987  
16 Aug.

88-1-14.11

U-16-G Uncataloged  
Unidentified

Small vial... of Aphrocal. h'comb  
? beatrice or bocagei.

No photo  
1 frag. ✓

March 23, 1909  
Sta 5412 Philippines


~~88-1-14.12~~

U-16-H Uncataloged  
Unidentified

typical euptectelid  
w. ridge, rim, Silve


No photo  
1 frag. ✓

Acc No 64454 - Gift Allan H Jennings' Estate  
No Locality



88-1-14.13

U-16-I Uncataloged  
Unidentified



1 photo  
1 frag. ✓

USBFish TIDE POOL  
Gulf of Boni-Celebes; Basa Id.

med-size Aphroc. h'comb.

USNM #  
1 photo  
No frag

U-16-J Uncataloged  
Unidentified

Carb'd. Tube of long hyalomema  
root spicules.

D. 5123 Feb 21 '08  
USBF Albatross Philip Exp 1907-9

USNM #  
No Photo  
No frag.

U-16-K Uncataloged  
Unidentified

several bundles of  
hyalomema root spicules.

Sta 2117 USFC.  
Albatross 1884

mini  
(USNM  
yellow)  
?

CABINET 79  
Shelf 3


U-16 L Uncataloged.

Lying in a Tray of  
label in drawer "DEMONSTRATION  
SPONGES"

88-1-14.14  
1 photo  
1 frag. ✓

Rossella sp.  
Siliceous sponge (S) off Coast of Florida  
273 fm. USFCOM. str Albatross  
Sta 2667 - Albatross - Label on spec

med size rossellid in  
sponge & very stout &  
stiff veil



1987

16 Aug

Cabinet 80 Counter ON TOP PILE DRY USNM

88-1-14.15

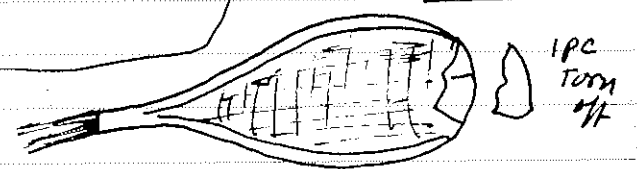
U-16-M

Unidentified

2 photos  
1 frag. ✓

Taxm: Porifera  
 Program IIOE 17 Oct 1964  
 Hand Line: Anton Bruun 16°13'S; 043°46'E  
 Cruise 8 Stn 409-C 23m  
 Whole - 1 spec

Plastic Bag w large  
 Paddle sponge -  
 Reddish Orange color  
 Good Shape  
 Likely: Platylistron  
Platessa



88-1-14.16

U-16-N


Uncataloged

Unidentified

1 photo  
X frags.

28 JAN 1959 TR-6  
 off Duke Ernst Bay, Weddell Sea,  
 Antarctica, 77°40'S, 35°30'W  
 215fm Sta Ed-2 USS. Edisto  
 AGB-2 Coll J. Tyler Deep Freeze IV  
 Acc No 226350

Big Bag on Counter  
 once a barrel sponge  
 but smashed now



88-1-14.17

U-16-O

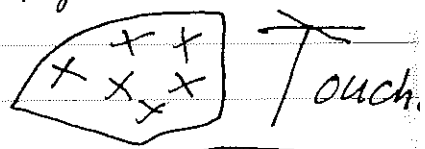
Uncataloged

Unidentified

2 photos  
1 frag. ✓

SOSC Acc# 167 1/3  
 Cruise 8 Anton Bruun Stat. 420A  
 Dr Knapp Rec'd Mar. 11, 1965  
 Smiths. Oceanogr Sorting Center

Plastic bag on Counter  
 w DENSE HEXACT!  
 No Veil - Smooth but  
 Granular surface w oblique  
 Spiculate Rays - STOUT!  
 Huge dermal pectinates



Several other Uncataloged Specimens on Counter  
 some of the same species as U-16-O - Same Data  
 not surveyed or inventoried here!

USNM  
Cabinet 80: Top Counter Piles DRY

1987  
16 Aug

88-1-14.18


U-16-P Uncataloged  
Unidentified

a bag of ~40 pcs

1 photo  
1 frag ✓

Smiths. Oc. Sortg Ctr. Taxon: Porifera  
16 Dec 1964. Prog. IIOE  
Gear: GMST Coll. SOSC  
09° 36' N; 09° 40' N  
051° 01' E to 051° 03' E  
Anton Bruun Cruise 9 Sta 444  
80m ca. 18 1/2 spec  
Macrobenthos SOSC Ref # 152

all white, thin boat spg  
all flat but in good  
shape generally.



88-1-14.19

U-16-Q Uncataloged  
Unidentified

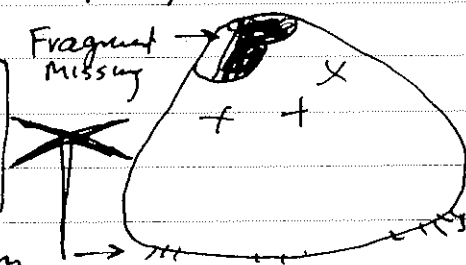
Big! Sponges maybe same as

1 photo  
1 frag ✓

SOSC Acc # 167 Cruise 8  
Anton Bruun Stat 420A  
Dr Knapp Reid Mar 11, 1965  
Prog. IIOE 6 Nov 1964  
Gear: Shrimp Trawl 140 m  
02° 42' S; 40° 53' E 1 spec

U-16-O; & maybe that  
spec from Osc edge of this

Fragment  
Missing



Flat bottom

BIG Hypodermal Punctate - OUCH!

More - END of Counter Survey

Cabinet 4 - TOP OF ROW 1 in Cardboard BOXES

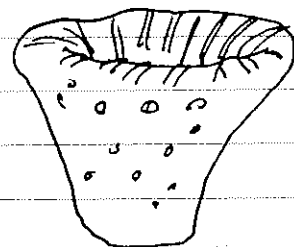
88-1-14.20

U-16-R Uncataloged  
Unidentified

large funnel spg

2 photos  
2 frag ✓

[No Labels - No Data  
in Box: USEE SPONGES]



to confirm suspected: typical Dactylocalyx pumiceae



1987  
16 Aug

USNM

DRY

Cabinet 5 ON TOP.

88-1-14.21 U-16-S Uncataloged

Unidentified  
[No Label, No Data]

a bundle of LONG  
Hyalonema root sprouts  
w just a remnant of body

1 photo  
4 frags ✓

CCWS.

TOGETHER


88-1-14.22 U-16-T Uncataloged

Unidentified

1 large hyalonematid w  
root cut off; Derris is  
on part of body; Rust brown  
color.

1 photo  
3 frags ✓

Glass sponge, stalked.  
San Diego Trough.  
Prob. Deep Star Dive # 470  
26 Sept 1968; Depth 300-400 fm



[The above 2 sponges are in the same box  
marked "Sponges" with the label USNM Acc 284497  
1/2 on box]

Move to SHELF Unit at rear of ROW 1 - Unit C of map - Shelf 6.

Here there are 2 Cardboard Boxes of JARS with a  
heading Label lying on top: probably applies to All of these:

R/V Columbus Iselin  
Acc # 344508  
Coll: R.S. Carney + Ken Sulak

L\*

88-1-14.23 U-16-U Uncataloged

Unidentified


dry cardboard tray w  
lead? - washed out skel  
of lace hex. Irregular  
spider-web-like mesh!

1 photo  
2 frags ✓

CI-8007 Sta 063 Dry  
USNM Acc # 344508

[L\* Label above apply]

Shape as irregular tube overall -  
has some farreid pcs inside.



USNM  
SHELF UNIT C; shelf 6 contd.

DRY Collectn 1987  
[Incl wet specs.] 16 Aug

114.24 U-16V Uncataloged  
Unidentified - Mix

CI-8007, Sta 063  
Coll. Carney 21 Sept 1980  
acc# 344508

Wet Jar in box  
with a piece of lacework  
from U-16-U specimen +  
a few farreid - Euryetoid frags  
+ a large rag sponge

[L\*] apply Label above

6  
7

1 photo  
3 frags ✓

114.25 U-16W Uncataloged  
Unidentified

CI-8007, Sta. 016  
6 Sept 1980 acc# 344508

Mix in Jar but DRY  
dried out  
Lyssacine sponges


[L\*] apply label above

is  
brown

1 photo  
X frags ✓

Move to Shelf unit "Unit E" - Shelf 2 - has WET specimens  
that probably relate to the Head Label:

Gordon Hendler  
Bahamas Deep Water (Sub) sponges  
For more data + Acc# Contact:  
J. L. Pawson or Steve Cairns  
Gordon wants ids soon 30 Oct '85



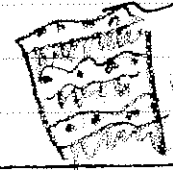
e:

114.26 U-16X Uncataloged  
Unidentified

Lot 139 R/V J 159  
JSLI 1502, 23 X 1983  
1863 ft Sample #8

Small WET Jar  
w white sponge - looks  
like a dictyonid hexact  
but FLEXIBLE!

[M\*] applies to this



1  
2  
3

1 photo  
frag ✓

11-  
ide.

1987

16 Aug

SHELF UNIT 'E'; Shelf 2 contd

USNM

Dry Collect'n  
[? wet specs]

88-1-15.1

U-16-Y

Uncataloged

Unidentified

3 photos  
2 frags ✓

Lot 182; R/V J 161,  
JSL II 815, 13-IV-84  
2600 ft Hexactinellid

Big Jar w **WET**? Euplectella  
at least it appears in all obvious  
features to a Euplectella - BUT!  
It is in 3 pcs:

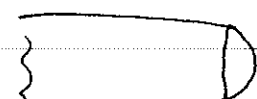
(M\*) Apply label Above



Base  
w HARD Sclerotized  
Soldered holey Cup.  
Dead Outer Cup.



Piece 2  
Live



Piece 3 like  
Euplectella top  
No Ridges but  
typical Sieve plate.

Inside the base is a second conic base  
and the inner base appears 'alive' - it is very clearly  
attached to the hard outer base by cementation! at origin  
as well as at 3 obvious struts - probably others as well.  
These areas are Glass-HARD + clearly FUSED!  
Is the "Dead Outer Base" another specimen or an early  
Phase of the base of this same specimen?

88-1-15.2

U-16-Z

Uncataloged

Unidentified

1 photo  
1 frag ✓

Lot 132, R/V J 157, JSL I 1359  
15 VI '83, 618-624m

**Wet** Jar with  
small hyalocemented  
w brown body

(M\*) Apply label Here



88-1-15.3

U-16-AA

Uncataloged

Unidentified

1 photo  
1 frag ✓

Lot 171, R/V J 161,  
JSL II 815, 13 IV 84  
2600 ft - Sponge

a **WET** jar w  
a farreid-like specimen

(M\*) apply label here

It appears a 'Live' spec.

END ROLL  
# 14

Return to USNM  
 WET Collectin 1987  
 17 Aug

Bin 51, shelf 2

TARI ROLL

intell  
 no  
 T!  
 )  
 op  
 late



88-1-15.4

2 photos  
 2 frags  
 (1 red)

USNM 30430

HOLASCUS ? SP. A+S POR USNM # 30430  
 FIELD #  
 LOC: N. ATLANTIC OCEAN, CARIBBEAN SEA;;;  
 VENEZUELA BASIN; CENTRAL BASIN;  
 13 48 30N 067 49 00W  
 COL: BRIGGS STA 58  
 BARTLETT USNS; 04 NOV 1981  
 GEAR TRAWL DEPTH 5008 MS  
 ID: RUETZLER ID DATE -- JUN 1985  
 #SP: 1 ACC# 359829  
 REM: CRUISE 1301-82;

Jar Acc: NORDA CODE 334  
 Depth 5008m  
 WET

100ml Jar  
 2 pcs - small, brown  
  
 tube + base  


NMNH-DEPT OF INV ZOOLOGY CAT. DATE -- JUL 1985

ign

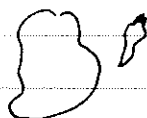
88-1-15.5

1 photo  
 X frags

USNM 30440

HOLASCUS SP. A+S POR USNM # 30440  
 FIELD #  
 LOC: N. ATLANTIC OCEAN, CARIBBEAN SEA;;;  
 VENEZUELA BASIN; CENTRAL BASIN;  
 13 48 30N 067 49 12W  
 COL: BRIGGS STA 58  
 BARTLETT USNS; 04 NOV 1981  
 GEAR TRAWL DEPTH 5008 MS  
 ID: RUETZLER ID DATE -- JUN 1985  
 #SP: 1 + ACC# 359829  
 REM: CRUISE 1301-82;

WET

1pt JAR FULL of  
 Brown frags  
 ~150 pieces  


NMNH-DEPT OF INV ZOOLOGY CAT. DATE -- JUL 1985

th

matd

88-1-15.6

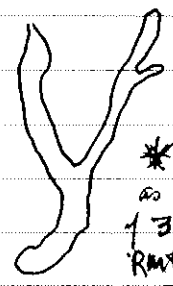
1 photo  
 X frags

USNM 31175

HEXASTEROPHORA SP. A+S POR USNM # 31175  
 FIELD # 175A  
 LOC: NORTH ATLANTIC OCEAN, GULF OF MEXICO;;;;  
 29 28 --N 086 46 --W  
 COL: PEQUEGNAT, W. STA 68A7-9A  
 ALAMINOS R/V; 04 AUG 1968  
 GEAR SKIMMER DEPTH 200 FM  
 ID: RUETZLER, K. ID DATE -- NOV 1981  
 #SP: 1 + ACC# 344397  
 REM: TEXAS A + M CAT. NO. 1-0963;;  
 ANSMONE

WET

150 ml bottle  
 ~20 pcs of stolons  
 ~2-3mm diam - branching  
 No obvious heads on this  
 Thin  
 cream color



\* earlier wet vial  
 as 31175 seen in Jan  
 #31103 - green  
 RM# 88-1-1.2

NMNH-DEPT OF INV ZOOLOGY CAT. DATE -- DEC 1981

min

1987

WET Collection

USNM

17 Aug

BIN 51, shelf 2 cont'd

WET Collect.

88-1-15.7

USNM 31117

1 photo  
X frags

HEXASTEROPLORA SP.

A+S POR

USNM # 031117

FIELD # 117

LOC: NORTH ATLANTIC OCEAN, GULF OF MEXICO;::;

COL: PEQUEGNAT, W.  
ALAMINOS R/V

STA 69A7-9A

04 AUG 1958

GEAR SKIM

DEPTH 384 MS

ID: RUETZLER, K.

ID DATE -- -- --


#SP: 1 + ACC# 344397

REM:

NMNH-DEPT OF INV ZOOLOGY CAT. DATE -- JUL 1982

WET

150 ml bottle  
branching stolons no above  
~ 20 pcs



88-1-15.8

USNM 30437

1 photo  
X frags

\* RAMELLA SP.

A+S POR

USNM # 30437

FIELD #

LOC: N. ATLANTIC OCEAN, CARIBBEAN SEA;::;  
VENEZUELA BASIN; ARIES RIDGE;  
13 27 24N 064 43 54W

COL: BRIGGS  
BARTLETT USNS;

STA 90

26 NOV 1981

GEAR TRAWL

DEPTH 3422-3464 MS

ID: RUETZLER

ID DATE -- JUN 1985

#SP: 1 + ACC# 359829


REM: CRUISE 1301-82;

NMNH-DEPT OF INV ZOOLOGY CAT. DATE -- JUL 1985

Jar Label: NORDA CODE 334

1 pt JAR WET

w ~ 100 frags of thin stolons  
many flattened, dark brown



No branching seen here

\* Ramella  
de L Note Dandy 16 ->  
Sporozoids

\* RAMELLA is NOT ALGAE

88-1-15.9

USNM 30441

1 photo  
X frags

MALACOSACCUS ? SP.

A+S POR

USNM # 30441

FIELD #

LOC: N. ATLANTIC OCEAN, CARIBBEAN SEA;::;  
VENEZUELA BASIN; ARIES RIDGE;  
13 41 18N 064 42 24W

COL: BRIGGS  
BARTLETT USNS;

STA 88

25 NOV 1981

GEAR TRAWL

DEPTH 3508-3541 MS

ID: RUETZLER

ID DATE -- JUN 1985

#SP: 1 ACC# 359829

REM:

NMNH-DEPT OF INV ZOOLOGY CAT. DATE -- JUL 1985

WET

2 pt JAR - Big Tubular

Sponge - Stalk? - w

Round body on one end -

Is this an Anchor? - the

other end w broken up

Remnants of once probably large  
Super Form



Pieces present of Head



2USNM  
Bank 12, SHELF 4

WET

1987  
17 Aug

TYPE SHELVES - WET

15.10

USNM 7504

WET TYPE

TYPE  
*Aphormo horrida* Schulze, Cat. No. 7504

Stack Shelf Section (Size) Alc. ~~XX~~ 1 specimen

LOCALITY Between San Diego and Santa Catalina Is., Cal.

Station 2937 DEPTH 464 fms. When collected Feb. 4, 1889.

Collected by St. Albatross.

Received by transfer from U. S. Fish Commission.

Remarks: Originally described in GC


Figured. (Hex. 46).

Identified by F. E. Schulze, Acc. No.

U. S. NATIONAL MUSEUM DIVISION OF MARINE INVERTEBRATES

Jar: S. Calif. 1889

1 pt Jar w mod small cup  
Sponge w fringe  
Veil cannot be ascertained.  
Soft, fragile, Dark Brown



2 photos  
1 frag

334

15.11

USNM 23328

WET

*Volvulina sigsbeeii* Schmidt, Cat. No. 23328

Stack Shelf (Size) Alc. ~~XX~~ 1 lot specimens

LOCALITY Mex. sp.

Mus. Comp. Zool.

Station DEPTH When collected

Collected by

Received July 12, 1939 from H.V. Wilson Collection Thru: R.E. Coker

Remarks near *Suberites bistellatus*


Identified by H.V. Wilson, Acc. No. 152962

U. S. NATIONAL MUSEUM DIVISION OF MARINE INVERTEBRATES

Vial in 1/2 pt Jar w 3 pcs inside

2 are stony hard - 1 soft

Volvulina ? Suberites



Dark Brown Forget this.

No Photo  
1 frag

slay

15.12

USNM 23435

WET

*Auloplegma lanterna* Schmidt, Cat. No. 23435

Stack Shelf (Size) Alc. ~~XX~~ 1 lot specimens

LOCALITY Mus. Comp. Zool.

Station DEPTH When collected

Collected by H.V. Wilson Collection

Received July 12, 1939 thru: R.E. Coker

Remarks Includes: *Diplacodium mixtum* Schmidt

GC


Identified by Acc. No. 152962

U. S. NATIONAL MUSEUM DIVISION OF MARINE INVERTEBRATES

Vial in 1/2 pt Jar w 2 pcs of Minute spg

a) a washed out skel of Calanoid form w crude Framwork x1

b) - a tissue? bearing dark specimen but frame looks the same as above for what I can see x1



No photo  
2 frags (1 ea)

2-

the

large

)

)

'Head

— END OF WET SPEC'S —

1987

USNM

17 Aug Dry Cabinet 37A [52] Leutenfeld Dry Specs.  
most wrapped in paper → to Bags when possible

SHELF

U-17-A

Uncataloged; LEND.

Dry

[88-1-15.13]

Unidentified

Recd from Ben Fisher w/o Label

(17)

1 Big Boot spg  
smooth surface

1 photo

1 frag

[303] Albatross [2]



[88-1-15.14]

U-17-B

Uncataloged; Lend.

1 mod big boot  
w stiff spike Prostab  
Dark Brown


Unidentified

1 photo

1 frag

Albatross 4377  
California Coast 1904

[300] (10) 300



The following 11 specimens are all in one cardboard box in shelf 1.

4 spec

1 photo

1 frag

[88-1-15.15]

U-17-C Uncataloged; Lend.

Unidentified

[Box]: (19) Japan [305]

? a Sericolophus? with  
body a bit bent up + fine  
root tuft w/o spiral



1 photo

1 frag

[88-1-15.16]

U-17-D Uncataloged; Lend.

Unidentified

[Box]: (19) Japan [305]

? a Sericolophus? similar  
to Abne.

1 photo

x frag

[88-1-15.17]

U-17-E Uncataloged; Lend.

Unidentified

[Box]: (19) Japan [305]

? a Sericolophus? similar

1 photo

x frag

[88-1-15.18]

U-17-F Uncataloged; Lend.

Unidentified

[Box]: (19) Japan [305]

? a Sericolophus?  
No head - only root tuft!

[Some frags in box may have been from this - took them all.]

USNM

1987

55511

all 7 spms 1 photo

Dry Cabinet 37A 'Lunderfeld' TRAY 1. cont'd

DRY 17 Aug.

1 photo  
2 frag ✓  
BB 1-15.19

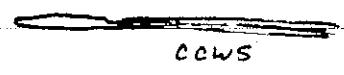
U-17-G Uncataloged; Lend.

Unidentified

a hyalomematid w. <sup>remnant</sup> body

[Box]: (19) Japan [305]

[Tie]: 4905 Enoshima Japan PL Jony




BB 1-15.20  
1 photo  
2 frag ✓

U-17-H Uncataloged; Lend.

Unidentified

a hyalomematid w good body, rounded head cap

[Box]: (19) Japan [305] [No Label]




BB 1-15.21  
1 photo  
2 frag ✓

U-17-I Uncataloged; Lend

Unidentified

a hyalomematid whole funnel shape

[Box] (19) Japan [305] [No Label]



BB 1-15.22  
1 photo  
2 frag ✓


U-17-J Uncataloged; Lend

Unidentified

a hyalomematid whole with ? skate egg case -

[Box]: (19) Japan [305]

[Label Tie]: 4905 Enoshima Japan PL Jony



BB 1-15.23  
1 photo  
2 frag ✓


U-17-K Uncataloged; Lend.

Unidentified

a hyalomematid - whole good shape

[Box]: (19) Japan [305]

[Tie Label]: 4905 Enoshima Japan PL Jony



BB 1-15.24  
1 photo  
2 frag ✓


U-17-L Uncataloged; Lend

Unidentified

a hyalomematid - whole flattened, whole

[Box]: (19) Japan [305]

No Tie Label.



BB 1-15.25  
1 photo  
2 frag ✓

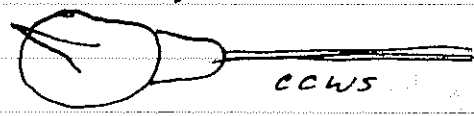
U-17-M Uncataloged; Lend.

Unidentified

a hyalomematid whole good condition!

[Box]: (19) Japan [305]

[Pin Label]: [305]



[ End Tray 1 + Box of Hyalomematidae ]

1987  
17 Aug

Cabinet 37A TRAY 2  
Lendenfeld

U > N 11

DRY

88-1-16.1

U-17-N Uncataloged; Lend.  
*Acanthascus cactus* F.E.S.

1 photo  
1 frag ✓

[Tie]: Acc 31982 [321]

Woods Natl Science Establ.


[Tie] *Acanthascus cactus* Japan

[Lying in osc]: No Label: Acc 45248

In Box w Sponge form which are

[Unattached] Labeled *Acanthascus cactus* FES  
Stat 3697 Albatross Japan 1900

boat spg  
Light color



[Wrapper]: (321) (13)

88-1-16.2

U-17-O Uncataloged; Lend.  
Unidentified

1 photo  
2 frags ✓

[Wrapper]: (17)

[inner label]: Stat 4373 Albatross, Calif 1904

[Pin] 319

2 pcs of  
? *Aphrocallisto vastus*  
Larger w dens sponge  
Living within framework

88-1-16.3


U-17-P Uncataloged; Lend.  
*Acanthascus cactus*

1 photo  
1 frag ✓

[Wrapper] (17) [In wrapper with above]

[Label in] Stat 3697 May 5th 1900  
265m Alb 120 fath  
USFC Alb 1899-1900  
Acc No 45248  
*Acanthascus cactus*

1 pc of rag sponge  
in pkg w above



88-1-16.4

U-17-G Uncataloged; Lend.  
*Hexactinella ventilabrum*

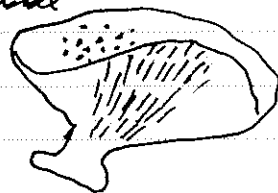
2 photos  
3 frags ✓

[wrapper]: (318) (13) [blue]

[Label]: Ac 31982 *Hexactinella ventilabrum* Japan

[Label]: *Triaxonia hexasterophora* [13]  
hexaster mit aufstrebenden Aesten (Floricom)

a rigid plate-like form  
w holes inside; longest grow  
outside





Cabinet 38  
Lendenfeld

TRAY 1 USNM

DRY

1987  
17 Aug


Note before leaving 37A altogether - there are a few more hexacts here mostly 'beats' + *Aphroc. vastus* but Excessively dirty + not well documented - Not done

Tray 1  
Cat 58  
16.5  
1 plants  
1 frag ✓

U-17-R Uncataloged; Lent.  
Unidentified

[Wrapper]: (353) (10)  
[Pin] 353

a hyalomenated w flattened sail body



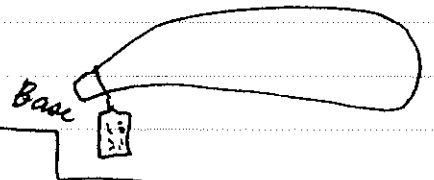
16.6  
1 plants  
2 frags ✓

U-17-S Uncataloged; Lent.  
Unidentified

[Wrapper]: Japan 352 (13)  
[Pin] 352

a beat sprout

[Tie Label]: Acc 31982  
Wards Natural Science Establ. #10 Japan




16.7  
1 plants  
1 frag ✓

U-17-T Uncataloged; Lent.  
Unidentified

[Wrapper]: Alb (365) 4363 (29)  
[Label]: Albatross Calif Coast F104 stat 4363  
[Pin] 365

3 pcs of plates  
prov. *Aphr. vastus*



End Tray 1 - End of day.



1987

USNM

18 Aug

Cabinet 38  
Lendenfeld

TRAY 2

DRY

TRAY 2  
88-1-16.8

U-18-A Uncataloged Lend.

? Aphr. bentryi or bocagei?

Aphrocallistes sp

1 large pc of tube


No Photo

[wrapper]: ① 395

2 frags ✓ [Inner Label]:

Acc 31982 Woods Nat. Sci. Est. 84

Aphrocallistes sp 395



88-1-16.9

U-18-B Uncataloged; Lend.

Unidentified

a dry flat piece of  
an expletellid

No Photo

[wrapper]: ⑦ 339

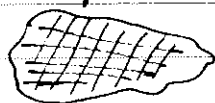
1 frag ✓

[Inner Label]:

Sta 3363 Cat 8779

? cat?  
unlikely

[No indic of Albatross]



88-1-16.10

U-18-C Uncataloged; Lend.

Unidentified

a farreid? with  
base

1 photo

[wrapper]: Alb. ① 3362 378

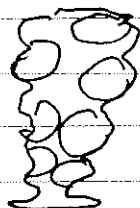
1 frag ✓

[Inner Label]:

Cat No 8177

? cat?  
unlikely

Albatross Sta 3362 378



88-1-16.11

U-18-D Uncataloged; Lend.

Unidentified

~ 5 pcs of dead skel of  
Dictyonis

No photos

[wrapper]: ③ 371 ①

4 frags ✓


[Inner Label]:

Albatross Sta 4370

Calif. 1904 371

Albatross Sta 4362

Calif 1904



Plate



bowl on stalk.

? Aphro or Chomelasma?

88-1-16.12

U-18-E Uncataloged; Lend

Pieces as above

No photo

[wrapper]: ③ 392 ①

3 frags ✓

[Inner Label]:

Albatross Sta 4374

California Coast 1904 392


USNM

Cabinet 38 TRAY 3 DRY 1987  
 Leutenfeld 18 Aug

TRAY 3 / U-18-F Uncataloged; Leud.  
 1-16-13 Unidentified 2 pcs of *Aphroc vastus*?

1 photo  
 1 frag ✓ [Wrapper]: Alb. 4360 402 (1)

[Inner label]: Albatross Sta 4360  
 California Coast 1904 402



TRAY 3 / U-18-G Uncataloged; Leud.  
 1-16-14 Unidentified ~ 8 pcs of *A. vastus* +

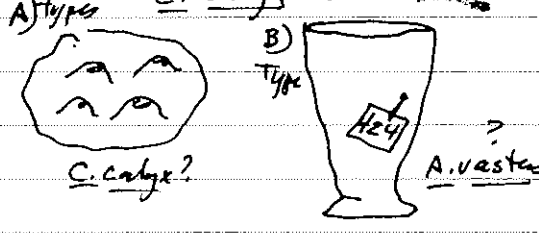
No Photo  
 3 frag ✓ [Wrapper]: (424) (10)

[Inner label]: Albatross Sta 4371  
 California Coast 1904

Albatross Sta 4377  
 California Coast 1904

[Pin in Spec]: 424

A) type C. calyx  
 B) type C. calyx? *A. vastus*?



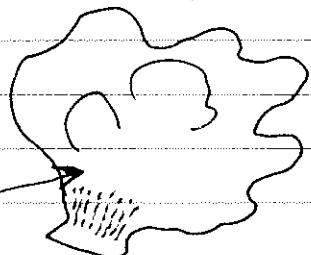
TRAY 4 / U-18-H Uncataloged; Leud.  
 1-16-15 Unidentified Large *A.V.* skel  
 ↓ pieces of C. calyx?

1 photo  
 3 frag ✓ [Wrapper]: (154)

[Label inside]: Albatross Stn 4362  
 Calif Coast 1904 [on small *A.V.*]

Albatross Stn ~~4431~~  
 Calif Coast 1904 316 [on the large one]

The basal area of large spec has clear longit striae + holes in longit line; inside surface w h'comb as usual; some curved area w striae on inside as well - around tight turns.




TRAY 4 / U-18-I Uncataloged; Leud.  
 1-16-16 Unidentified Large boat spg in Box

No Photo  
 1 frag ✓ [Box Wrapper]: Alb 4415 (466) (13) 4

[Inner label]: Albatross sta 4415 1904  
 466

in 3 pcs with Spring stiff Prostate



1987  
18 Aug

Cabinet 38  
Lentenfeld

USNM  
TRAY 4 cont'd

DRY

88-1-16.17 - U-18-J Uncataloged; Lend.  
Unidentified


1 photo

1 frag ✓

[Box]: (13) Alb 2893 (463)

[Label inside]: USFC Albatross Sta 2893  
1887-88 463

1 spring boat spg  
White



88-1-16.18 - U-18-K. Uncataloged; Lend  
Unidentified


1 photo

1 frag ✓

[on Box]: Alb 4467 (465) (152)

[Inner Label]: Stat. 4427  
465

1 spring boat spg  
White



CABINET 37  
TRAY 1

88-1-16.19 U-18-L Uncataloged; Lend.  
Unidentified


1 photo

X frag ✓

[on Box]: 483 (465)

[Inner Label]: Stat. 4181 Albatross 483

A box of Lyssacine pcs  
w dermal grids - farinid-like  
in mesh - Probably from a  
Seniperella spec.



TRAY 2 / U-18-M Uncataloged; Lend  
Unidentified


1 photo

1 frag ✓

[Wrapper]: Alb Sta 4312

[Inner Label]: Albatross Sta 4312  
Calif Coast 1904

Dark Brown Boat spg  
w immense spiculate spines  
inside the Osc.  
across Vestibule



88-1-16.21 U-18-N Uncataloged; Lend.  
Unidentified

No photo

1 frag ✓

[Wrapper]: (377) ... 43 XX

[Inner Label]: Albatross Stat 4377  
Calif Coast 1904

Probably 75'

Dark brown Spring  
Boat spg  
Like above



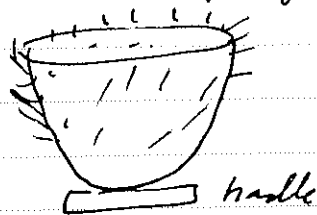
USNM

Cabinet 37 TRAY 2 contd DRY 1987  
Lendenfeld 18 Aug.

1-16.22 U-18-O Uncataloged; Lent Dark Brown Cup spj  
Unidentified

[wrapped]: Sta 4358

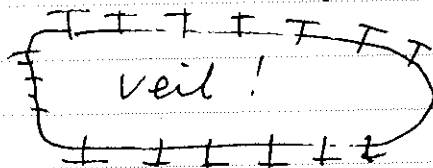
[Inner Label]: Albatross Sta 4350  
Calif Coast 1904



1-16.23 U-18-P Uncataloged; Lent. Large boat - dirty grey  
Unidentified Excelsior PKg.

[PKg]: Alb 4313, Sta 4313


[Label]: Albatross Sta 4313  
Calif Coast 1904



TRAY 3 U-18-Q Uncataloged; Lent. Dark brown spiny cup  
Unidentified

[PKg]: Sta 4310


[Label]: Albatross Sta 4310  
Calif 1904



1-16.25 U-18-R Uncataloged; Lent. Dark brown spiny cup  
Unidentified

[PKg]: Sta 4311

[Label]: Albatross 4311  
Calif Coast 1904

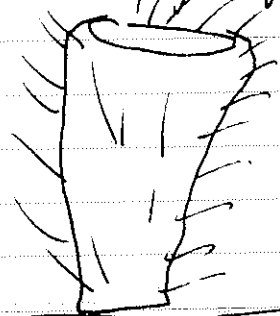


TRAY ROLL U-18-S Uncataloged; Lent. Dark Brown Spiny Cup-Tube  
Unidentified

[PKg]: Sta 4350

[Label]: Albatross Sta 4350 [Loose Label]  
Calif Coast 1904

Albatross Sta 4312 [Tried to spec!]  
Calif Coast 1904



2cs like a

help as

on ring with

1987

18 Aug

Cabinet 37 TRAY 3 cont. Dry  
Lendenfeld

USNM

88-1-17.1

U-18-T Uncataloged; Lent

Dark brown Spiny cup


1 photo

Unidentified

1 frag ✓

[PKg]: Sta 4377

[Label]: Albatross Sta 4377  
Calif Coast 1904



TRAY 4

U-18-U Uncataloged; Lent

88-1-17.2

Unidentified


Dictyonie frags - long  
Lead plates w/ other spgs  
on/in them

No photo

[PKg]: -

1 frag ✓

[Label]: Sta 3785 Dr. June 27th  
Depth 270 fm 1899-1900  
Albatross USFC



88-1-17.3

U-18-V Uncataloged; Lent

soft sudey 'Pie'  
Rag mess!

No photo

Unidentified

1 frag ✓

[PKg]: Alb 4337

[Label]: 4337 Albatross

88-1-17.4

U-18-W Uncataloged; Lent.

Brown Spiny Cup


1 photo

Unidentified

1 frag ✓

[PKg]: Sta 4477 ?

[Label]: 4477 Albatross  
Calif 1904



88-1-17.5

U-18-X Uncataloged; Lent

Box of white pcs of boots  
? 3 diff types ~ 10 pcs


1 photo

Unidentified

3 frags ✓

[PKg]: Alb D4425

[Label]: Station 4425 Albatross  
Calif Coast, 1904



88-1-17.6

U-18-Y Uncataloged; Lent.

Brown  
Spiny  
Cup  
SPS;


1 photo

Unidentified

X frags ✓

[PKg]: Alb 4377

[Label]: Albatross Sta 4377  
Calif Coast 1904





USNM  
 Cabinet 37 TRAY 4 contd DRY 1987  
 Leutenfeld 18 Aug

1  
2  
3  
4  
5

6  
7

8  
9  
10

11  
12

13  
14


15  
16

17  
18

17.7  
1 photo  
2 frags

U-18-Z Uncataloged; Lend.  
 Unidentified  
 [PKg]: Alb 4183  
 [Label]: Station 4183 USFC Str. Albatross  
 Hawaiian Exploration 1902


White broken sponge  
 2 pcs - crushed - ? *Semperella*?  
 Flakes of spongy grid here & there



17.8  
2 photos  
1 frag

U-18-AA Uncataloged; Lend.  
 Unidentified  
 [PKg]: Alb 2785  
 [Label]: Stat. 2785  
 June 24th, 1900


White Cup sponge  
 2 pcs - presume just top edge here



17.9  
3 photos  
2 frags

U-18-AB Uncataloged; Lend.  
 Unidentified  
 [PKg]: Alb 4153 ; Alb 4155 \*  
 [Label]: Sta 4153 Albatross  
 Hawaiian Explor Exp, 1902


? *Semperella*-like Club w  
 2 flattened grid areas - normal  
 & broken grid area between



17.10  
1 photo  
2 frags

U-18-AC Uncataloged; Lend.  
 [PKg] Alb 4153 ; Alb 4155 \*  
 [Label]: Stat 4155 USFC  
 Str Albatross  
 Hawaiian Explor. 1902  
 Unidentified

Tube - Straw sponge



CABINET 35  
 TRAY 4

17.11  
1 photo  
3 frags

U-18-AD Uncataloged; Lend.  
 Unidentified - MIXED  
 [PKg]: (13) (488)  
 [Label]: Sponges. So. California  
 Alb 1889 488

8 main pcs of parts  
 of hosts - 2 types?  
 one Firm + spiny  
 one soft + 1/2 spines

Plus: 1 pc of  
 an *Aphr. vastus* base

[a label on a box inside the  
 wrapping bears: 589]

1987

18 Aug

Cabinet 35 TRAY 4 cont'd  
Lendenfeld

USNM

DRY

88-1-17.12-21-18-AE1+2 Uncataloged; Lead.  
88-1-17.13-2- Unidentified - MIXED

U18AE1: mass of *Simpella*  
like 'Centros' w some terms  
but No Roots.

1 photo

[PKg]: (18) 4185 489

3 frags

+ 2 frag (i)

[Label]: Sta 4185 USFC Str Albatross  
Hawaiian Explor. 1902  
489

U18AE2: another mass  
of smooth soft boot spg  
all benton sup -

8 samples kept separate... but

TRAY 3/ U-18-AF Uncataloged; Lead.  
88-1-17.14 Unidentified

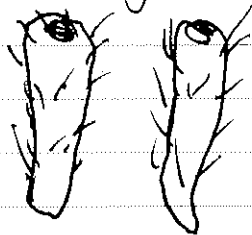
2 Tube spg -  
pretty stiff boots

1 photo

[PKg]: Alb 4192 (520) (10)

1 frag

[Label]: Sta. 4193 Str Albatross  
Alaska Salmon Invest, 1903  
520



88-1-17.15 U-18-AG Uncataloged; Lead.  
Unidentified


a small white spg  
on a rock

1 photo

[PKg]: (10) 785 (Alb) (552)

1 frag

[Label]: 785 June 27th  
270 fath. Alb 1890-1900  
552



88-1-17.16 U-18-AH Uncataloged; Lead.  
Unidentified

Pcs of dictyonine  
Sponges.

2 photos

[PKg]: Alb 4425 (536) (98)

X frags

[Label]: 4425 1904  
536

ENDROLL  
16

OUT OF OUR MISERY - WE QUIT

Undoubtedly many hexacts still in small PKgs in Lead - but TOO BAD.  
SATURATION REACHED!

USNM

1987

19 Aug

Packed up Specs - Taped Vials  
Many dry specs in plastic bags -

Most PKged into a separate Carboard Carton  
within a Carboard Carton -  
Take as Checked Luggage

Made it to MTL + through Customs w/o opening up -  
In good shape upon Arrival.

All specs wet were Repacked in Fresh 95% STOW  
within ~~1 week~~ ~~after~~ ~~at~~ ~~the~~ ~~USNM~~  
+ placed in better sealing vials if necessary!

The Following 4 Catalog Cards for Hexactinellids appear  
to be devoid of specimens in the collection. These specimens  
were Not found! Reasons Below? -

Euplectella speciosa (Quoy & Gaim.) Cat. No. 8561	
Stack	Shelf (Size) ) <u>EW 4ry</u> 1 specimens
LOCALITY	
Station	DEPTH
Collected by	When collected
Received	from
Remarks	Found in Div. Comp. Anatomy, 1906. GC
	loaned to Geol. for exhibit 1959 May still be there?
Identified by	M. J. Rathbun.
U. S. NATIONAL MUSEUM 13-143 DIVISION OF MARINE INVERTEBRATES	

NOT  
FOUND

1987

USNM

19 Aug

*Euplectella speciosa* (Q. & G.) Cat. No. 9097

Stack Shelf (Size bottle) ~~(Alc. Dry)~~ 1 specimens

LOCALITY Talisay, Cebu, P.I.

Station DEPTH When collected

Collected by Ray O. Porter

Received from Ray O. Porter

Remarks

Not Found 8/87  
May have lost  
its label?

Not Found!

GC

Identified by W. Schmitt.

Acc. No. 59867

U. S. NATIONAL MUSEUM

13-142

DIVISION OF MARINE INVERTEBRATES

*Sympagella nux* O.S. Cat. No. 7587

Stack Shelf (Size bottle) ~~(Alc. Dry)~~ specimens

LOCALITY Off Marthas Vineyard, Mass.

Station 1098 DEPTH 156 fms. When collected 1882

Collected by

Received by transfer from U.S. Fish Comm.

Remarks (P.H. 588)

Did Not Find 8/87

Not Found

GC

Identified by F.H. Schulze.

Acc. No.

U. S. NATIONAL MUSEUM

13-143

DIVISION OF MARINE INVERTEBRATES

*Asconematid* Cat. No. 7601

Stack Shelf (Size bottle) ~~(Alc. Dry)~~ specimens

LOCALITY Bet. Wellington Id. & Patagonia

Station 2785 DEPTH 449 fms. When collected 1888

Collected by Str. Albatross

Received by transfer from U.S. Fish Comm.

Remarks (Hex. 81) Undeterminable. Lyssacine.

GC

Not Found 8/87

Not Found

Identified by F.E. Schulze.

Acc. No.

U. S. NATIONAL MUSEUM

13-144

DIVISION OF MARINE INVERTEBRATES

USNM

1987

19 Aug.

The specimens relating to these Cato Cards may:

1.) have been lost ← seems unlikely that anything gets "lost" here.

2.) ~~they~~ (it) may have become accidentally removed from their labels in the cabinets ∴ labels then lost.

3. they may have been loaned to outside or within the museum departments, ~~become separated from the~~

a) they may continue on loan without a record of such.

b) they may be lost at the loan location

c) they may have been returned without their label & then lie amidst the "uncataloged" specimens.

4. They may have been overlooked in some of the massive drawers & trays of the dry collection. -

5. They may have been borrowed by a "visitor" without authority - and unlikely ever to surface.

6. The name may have been changed resulting in transfer of the specimen to an unknown location on the Alphabetic shelf series among Demosponges or ...

Who knows? - Does anyone care?

These are ~~Not~~ important specimens for the groups involved - all except the last & that may yet show up if "Hex 81" has been retained in the specimen



7 Dec 1987


8 Dec

# McZ TRIP HARVARD

Trip 1 Loans (150)

Drove by Tilden rental Car down to Cambridge on Mon. Left Boston ~ 7:30 AM - arrive Cambridge ~ 3:00 pm  
 Found information + Directions to MCZ - Walked in to  
 Call up Ardis Johnston in Herb Levi's (Spiders) Lab.

Set up - Dry sponge in small room in basement - between  
 Administration + Invert Collects - Full of Elect Bx's.



The wet sponges are over in the Basement "B-5"  
 of the Biol Laboratory Building!

Installed in the Kooming house of Mrs Kahn  
 & unpacked - walked down into town from there to  
 get a feel for the town & neighborhood.

Metal tags [473] are old MCZ <sup>Spec. Cat.</sup> Numbers -  
 have nothing to do w the Cruise.

M.A. Z.


1987  
8 Dec

Dry Collector Surney MCZ

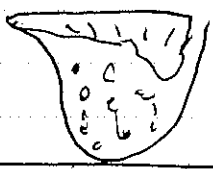
RO/10  
START

Cabinet I - Top

10-1-20.1 [6297] *Hyalonema sieboldii* Gray Japan, R.T. Jackson 1894  
 photo (No Scale) [No. 23 Stud Col. Geol + Pal Lab, Harvard U.]  
 frag. vial  
 No polythene caws.  
 Box size - 12.5 x 39.5 cm 10.5




10-1-20.2 Cabinet II TOP Tray A  
 [21-8-A] Unid. No Label  
 Large Sarcophagid in bag.  
 ~ 20 pcs also in adjacent Moid.




? Dead-?!  
Sarcophagid out.

10-1-20.3 [21-8-B] Unid no label  
 hyalonematid - complete caws  
 Palythra





Cab II Top. Stand B, C, etc

10-1-20.4 [1] MCZ No. 1 *Hyalonema sieboldii* Gray from prof. Chamberlin Japan  
 photo  
 frag. vial  
 on stand - Label on bottom.




10-1-20.5 [21-8-C] ~~Hexactinella~~ *Hexactinella Loricata* off Japan  
 Bag [26908] or *Phakellia ventralis* off sand Key Fla, 1907ms  
 also have but very unlikely  
 [OG. 5233] ?  
 Must Be ERROR  
 1158:6:5  
 1159:1:1-5

II Top - Box 'D'

10-1-20.6 [21-8-D] "Acc 51018" on box  
 Inside: Acc 51018 Dry Spunge  
 Philippines - deep water  
 w/ Cameron Forbes  
 Recd January 1957  
 Dry Spunge - possibly *Emmetia* from Philippines  
 Donor: Cameron Forbes  
 Hotel Ventana, Boston  
 Frilly Glass "froth" beautiful!  
 Frag ? maybe a *Sclerothamnus*?



1987

8 Dec

88-1-20.7 Cab II Top Strand 'E':


✓ 2 photos U-8-E - Euplectella imperialis

1 frag polyvid

Sagami Bay, Japan  
200-600 fathoms

neg 9:159:2:3+4

Spec on Mount



Cab III !

Cab III A-Tray 4.

88-1-20.8

~~U-8-E~~ ~~U-8-F~~ U-8-F

~~U-8-E~~ ~~U-8-F~~ Unid hex

✓ 1 photo hex on ~~U-8-E~~ Pachastrella lithistina Schmidt.

1 frag polyvid

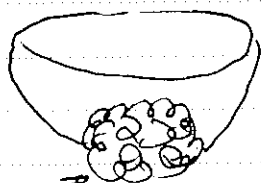
(Pachastrella del. 1936)

W of Havana, Cuba 23° 04' 30" N

Atlantis Stat 3302

82° 34' W

March 23, 1939 230 f. Blake Trawl 10 ft.



hex on Lithistid bowl.

~~88-1-20.9~~ Cab III Tray 5 :

Box 1. : all : WHOI Atlantic 1939 Sta 3478 5/11/39 240 fath <sup>35'</sup> other trawls

88-1-20.9

U-8-G - Unid



tube mass - ? Aulocystid?

✓ 1 photo

2 frag

neg 9:159:3:1

88-1-20.10

U-8-H - Unid



? Dactylocalycid

✓ 2 photo

1 frag. neg 9:159:3:2+3

88-1-20.11

U-8-I - Unid



small pinky sponge - ? Mytilinae?

✓ 1 photo

1 frag

neg 9:159:3:4

+ other stuff in box - not hexagons

Cal III cont'd

Tray 5. - Box 2:

1/4  
m  
of  
5'

10.12  
No plants  
Vial

21-8-J

Tiny hex in/on a lithostid funnel - Stn 3329 Atlantic  
No photo - since took it all.


Tray 5. Box 3:

10.13  
1 vial

21-8-K

Unid

Atlantic Stn 3434. Dactylocypris



neg: 9:159:3:5

Tray 5: Box 4.

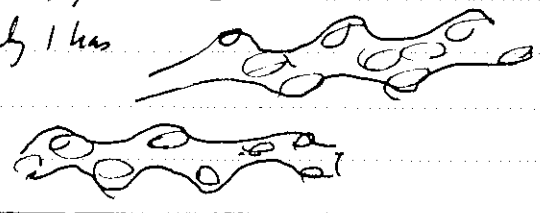
10.14  
2 vial (1 ea)  
neg 9:159:4:1

21-8-L

- Unid

farreid Atlantic Stn 3472

[possibly 2 diff species - only 1 has the access tube]



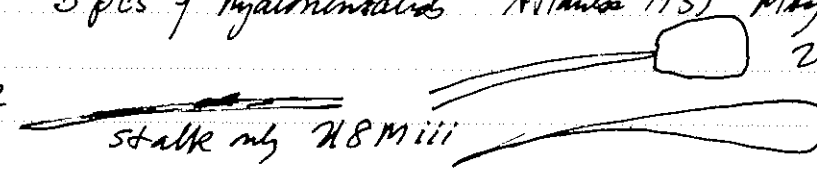
Tray 5 Box 5:

10.15  
10.16  
2 vial separate  
neg 9:159:4:2

21-8-M

Unid

3 pcs of hyalommatids - Atlantic 1939 May 9 Stn 3468 - 3756.



218M: 88-1-20.15

218M ii 88-1-20.16

35'  
Other than

Tray 5: Box 6

10.17  
1 photo  
10' layer  
neg 9:159:4:3


21-8-N

- Unid.

[? phoronema] - 3 pcs

Atlantic Stn 3335 1939 4/6 Date 195-200 fath

10' Blake Trawl.




Tray 5: Box 7. - all Atlantic 1939 Stn 3341 date 4/7 310-425 fath  
10' Blake Trawl

10.18  
1 photo (Tran)  
1 vial  
neg 9:159:4:4-5  
+ 5:142

21-8-O

- Unid

2 bases & loose pieces of lace;  
"Fan" hexact with holes; irregular grooves  
on inside & out; 2ndry lace frame on inside  
added afterwards - See data above!



1987

MCZ

8 Dec Cal III

Tray 5 Box 7 contd

88-1-20.19

21-8-P

Unid


- [See data alone on whole box.]

✓ 3 photos (1 Tray) 2 pcs of lace w longest growing

3 frag.

Similar to 21-8-O alone - may be distal parts of same?...

negs: q: 159:5:3-5



88-1-20.20

21-8-Q

Unid

[See data alone on whole box]

✓ 1 photo

1 frag.

Small tube w lateral tubules - partly alga

Covered - Lead! at Collectn -

Tubes not regularly arranged.

neg: q: 159:6:4



88-1-20.21

21-8-R

Unid


[See data alone on whole box]

✓ 1 photo

1 frag.

neg: q: 159:6:5

2 pcs of lacey limest. - tubular - Lead?



END ROLL 1

21-8-S

i-iv Unid

[See data alone on whole box]


Start Roll 2

neg: q: 160:1:1-2

4 pcs of "Coconut" sponges - Cyst-seas -

✓ 2 photos

frag. in 4 vials



88-1-20.22 i

88-1-20.23 ii

88-1-20.24 iii

88-1-20.25 iv

(iii) - like ii multi-layer

(iv) Like ii -

Same box - Jar

88-1-21.1

21-8-T

Unid


Atlantic Sta 3330

✓ 1 photo

frag.

neg: q: 160:1:3

Big spicules in heavy sponge mostly mud filled.





Cal III Tray 5 contd

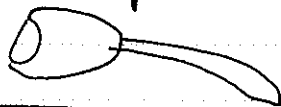
11-1-21.2  
1 photo  
2 frags  
mag 9:160:1:4

Box 7 - Jar -

21-8-21 - Unid - [small Crateromorphid?]

Atlantis Stn 3436 - 1939

Harvd - Havana Exp.



11-1-21.3  
1 photo  
2 pcs  
mag 9:160:1:5

Jar

21-8-V - Unid - Spindle Balls - 6 ex -

Atlantis 1939 Stn 3336 - Date 4/6

190-240 f; 10' Blake Trawl.



TRAY 6 -

11-1-21.4  
1 photo  
1 frag  
mag 9:160:2:1

21-8-W Unid (bag) Stn 3480 Atlantis

a neat ball w a bit of tissue

11-1-21.5  
1 photo  
1 frag  
mag 9:160:2:2+3

21-8-X Unid sponge (Box) Atlantis '40 Stn 3793

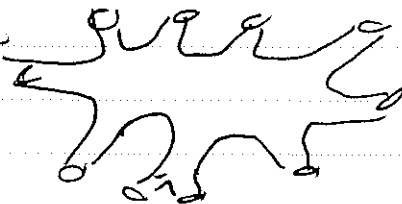
Appreciated.



11-1-21.6  
1 photo  
1 frag  
mag 9:160:2:4

21-8-Y Unid (Box) Atlantis '39 Stn 3326

Fanned tubes - w/o accessory tubes




11-1-21.7  
1 photo  
1 frag  
mag 9:160:2:5

21-8-Z Unid Atlantis Stn 3781

Spiny grey Lysskani

has contacts w compressed rays



11-1-21.8  
3 photos  
2 frags  
mag 9:160:3:1-3

21-8-AA - Unid Box: [Dactylocalyxid in groups

Atlantis '39 Stn 3479

May 11 210 fms

(May have been alive)

rearing all the way to margin outside!

1987

MCZ

8 Dec

Cal III Tray 6 cont.

88-1-21.9

U-8-AB

Unid (bag)

[2 Lyssacis spms - different!]

88-1-21.10

Atlantis 39 Stn 3328

Date 7/5 260-275 f.

Other trawl 35'

✓ 1 photo

2 frags sep.

neg: 9:160:3:4

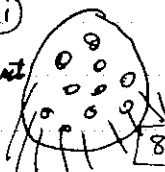
(L)

~  
BIG!  
Pentact



(ii)

w  
Kornet



88-1-21.9

88-1-21.10

88-1-21.11

U-8-AC

Unid (bag)

[2 honeycomb sponges]

No photo

frag ea

Atlantis 40 Stn 3780

250-265 fms - maybe both dead

maybe both dead?

88-1-21.12

U-8-AD

Unid

[Raggy sponge]

✓ 1 photo

Atlantis Stn 3781

1 frag bag bag<sup>v</sup> neg: 9:160:3:5

END-TRAY-6

--Tray 7-15 no hexacts --

TRAY 16:

88-1-21.13

U-8-AE

Unid

Tray of Dactylocyclus!

[No label at all]

AE: one ~~spec~~ spec of Tray of several

✓ AE - 3 photos

1 frag bag bag<sup>v</sup> neg 9:160:4:1+2



88-1-21.14

U-8-AF

Unid

another spec in tray of Dactylocyclus

No label at all

✓ 3 photos

1 frag bag

✓ 1 frag edge view neg 9:160:4:3-5



eroded spec of  
nearly tubular shape -  
Steep cone.

Cab III Tray 16

21.15

U-8-AG

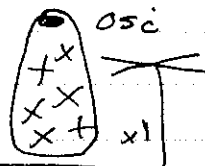
Unid. (bag)

[dense tube sponge - Not hollow?

1 photo  
2 frags

MCZ Atlanto-Harv. Havana Exp  
15 March 1938 Sta 2992 or 2993

nearly solid -  
Immense pentact



neg: 9:160:5:1

21.16

U-8-AH

i+ii Unid. (bag)

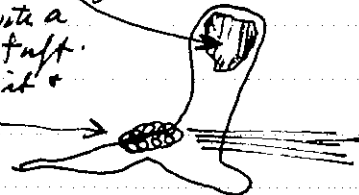
i- [Dictyonema w lattice nice  
Regular inside; Coarse + crude

1 photo  
1 frag - bag  
1 frag + Surtid -> vial

Label as above

11 2992-2993

outside - with a  
Hyalonema tuft.  
Preserv. Herp. it +  
ii - an Emetid.



neg 9:160:5:2-4

TRAY 21:

21.18

6622 m(i-iv) <sup>Uncl.</sup> Hexactinellida

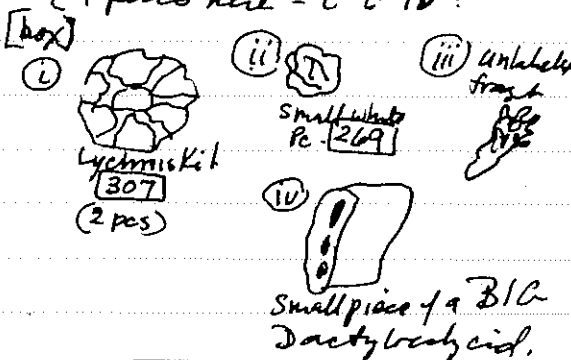
[4 pieces here - i to iv:

1 photo  
1 photo  
1 frag  
3 vials

Montserrat: Blake Stn 157

1878-79 120 fms

A. Agassiz (269) + (307)



neg 9:160:5:5

21.19

21.20

21.21

6622 p Uncl. Hexactinellida

[3 tips of Farreid - long thin

1 photo 2 pos  
2 frags


Lat 23°10' Long 81°29'

Preserv. n. surface fms.

Blake Trawl St 2999

Mar 17 1938 23 fms

Harv. Havana Exped. - ATLANTIS



neg 9:160:6:1

21.23

6622 g Uncl. Hexact.

[mix of Farreid + etc

1 photo  
1 frag

4 mi from Morro Castle

w old label [281]

Blake Station 2. 1876-1877

805 fms A. Agassiz

neg 9:160:6:2

21.24

6622 r Uncl. Hexact.

[wired skel - thin irregular frame!

1 photo  
1 frag

St Vincent Blake Sta 227

1878-79. 573 fms

A. Agassiz. old Label: [301]

neg 9:160:6:3


1987

MC2


8 Dec Cab III  
Tray 21 cont'd

88-1-22.1 (6622 t) Uncl. Hexact. [Dactylocalyxid frag / Layer  
 ✓ 1 photo Grenada. Salines Pt  
 1 frag Blake Sta CXXLIX  
 neg: 9:160:6:4 1878-79 267 fms  
 A. Agassiz


88-1-22.2 (6622 K) Uncl. Hexact. [Chonelasma-like  
 ✓ 1 photo Shouao Bay? Alaska  
 1 frag Bradley. Exped.  
 neg 9:160:6:5 Rec'd Oct 1939.



88-1-22.3 (6623 b) Uncl. Hexact. [Small box: Mix of forms -  
 4 mi off Morro Lt. + Aphrocaltha beatrix  
 No photo Blake No. 2 1878-79  
 Several frag. 805 fms. A. Agassiz



88-1-22.4 (6622 x) Uncl. Hexact. [3 pcs of Dactylocalyx  
 No photo St Lucia. Blake No. 219  
 Some frag 1878-79 151 fms  
 A. Agassiz




88-1-22.5 (6622 w) Uncl. Hexact. 1 subfossil of Aphroc. beatrix  
 or bocagei.  
 No photo St Vincent Blake No. 226  
 Some frag 1878-79 474 fms.  
 A. Agassiz

88-1-22.6 (6622 v) Uncl. Hexact. Subfossil? - could be a  
 dactylocalyxid but composed  
 ✓ 1 photo Blake No 172 Guadalupe of small tube - old label 306  
 3 frag. 1878-79 180 fm.  
 neg 9:161:1:1 A. Agassiz (306)

88-1-22.7 (6622 u) Uncl. Hexact. box of mixed pcs  
 ✓ 1 photo of 6 pcs off Grand Cayman - Blake Sta VIII  
 frag of main pcs 1880 272 fms Bartlett (373)  
 neg 9:161:1:2


(i) main spec 373  
 Lychnisk  
 (ii) fine tubes -  
 forams - organ pipe




smaller  
+ 30 tubes likely from these main ones

(iii) Small yellow tubes

Cat III Tray 21 Contd


12.8 [66220] Uncl Hexact. [box of mixed spec -  
 1 photo Grenada. Blake Sta 251 i) - fine Aphrocalists RRB  
 home frago 1878-79 461 fms A. Agassiz ii) farreid   
 neg 9:161:1:3

12.9 [6622M] Uncl Hexact. [Dactylocalyx ~ 20 pcs of "  
 No photo St Lucia, Blake Sta 229 med-sized spec].  
 frago. 1878-79 - 110 fms A. Agassiz.


12.10 fsi [6622s] Uncl Hexact [mix in long tray of  
 12.11 fsii (i) ~ 30 pcs of Dactylocalyx  
 2 photos (ii) 2 pcs of ? Myliosis   
 frag i dactyl + tubule ? also maybe Dactylocalyx-like tubule  
 frag ii Myliosis frago.  
 neg 9:161:1:4+5 A. Agassiz.

12.12 i [6623e] Uncl. Hexact. mix again of  
 12.13 ii (i) Main Spec foliose w small osc here +  
 2 photos Martiniq. Blake No 210 there - label [262]  
 frag i ii 1878-79 - 191 fm. (ii) - 4 small pcs - some not from this  
 neg 9:161:2:4+5 Carib Sea Exped A. Agassiz (262)

12.14 [6623f] Uncl. Hexact. [Dactylocalycid w [349]  
 2 photos Barbados Sta CCLXXIV tag - Dead w Siphonids extrude  
 1 frag. 4 mi S. fm Ft Chas. Lt  
 neg 9:161:3:1+2 Mar 5, 1879 209 fms (349)

12.15 [6809r] "Glass Sponge" "Deep Sea Glass Sponge off Japan"  
 [No label] [Display Label only]  
 3 photos Data  
 frag vial 2 pcs of elegant tubular comp w trans-wall  
 frags bag -> Jar tubae or foramina - fine tube  
 neg 9:161:3:3-5 tubular & fluted edge - Very perforate 

TRAY 22:

12.16 [340] Uncl Small box w small Aphrocalists  
 1 photo U.S. Coast Survey Carib. Is Explor. + hyalinated needle -  
 1 frag Blake 75-79 A. Agassiz  
 neg 9:161:4:1 Stat 167 175 fms Guadalupe 



1987

8 Dec Cat III  
Tray 22 contd

MCZ

88-1-22.17

336

Unid

? Dactylocalyx

No photo  
1 frag.CIE Blake 78-79  
Sta 269 - 124 fm  
St. Vincent

88-1-22.18

U-8-AI

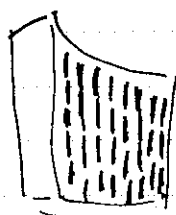
Unid.

Does not agree w any  
Cat. Nos so give it a new one✓ 2 photos  
2 vials + frags  
neg: 9:161:4:2+3

Ag. 79 103

134 St Cruz 248F

Beautiful ground frag - Lacy - 6 pcs

Inside curve is longit (= radial) organ-  
pipe slits; outside is horizontal  
fluted slits in the thicker pieces - but  
nearly holes in thin pcs. Extremes may  
be eroded.

88-1-22.19

6564

Hexact.

Aphrocalysted ~ 287

✓ 1 photo  
1 frag  
neg: 9:161:4:4

(287)

(Blake)

88-1-22.20

330

Unid.

2 pcs:

✓ 1 photo  
frag  
neg: 9:161:4:5CIE Blake 78-79 Stn 266  
461 fm. Grenada.(i) Lyssacine ~ 330 mit  
(ii) Aphroc. w/o label.

88-1-22.21

300

Unid.

flat discoid spg.

✓ 1 photo  
frag  
neg: 9:161:5:1CIE Blake 78-79 Stn 144  
21 fms Saba Bank

may not be a hexact

NRPT\*

No photo  
No frag.

265

Unid

farreid + junk -  
(Not sampled)CIE Blake 78-79 Stn 218  
164 fm St Lucia

88-1-23.1

U-8-AJ

Hyalonema polycaulum Ldf.

2 frag. Specimens

✓ 1 photo  
frag  
neg: 9:161:5:2

Albatross sta. 4721

MCZ

1989

8 Dec

Cat III TRAY 22 cont'd

88-1-23.2 292 Unid. Lefroyellid-like piece of dictyonia  
 ✓ 2 photos  
 frag  
 neg: 9:161:5:304 Ag. 79 98  
166 Guadalupe 150 fth.

~~88-1-23.1~~ NRM# 352 Unid. old farreid  
 no photo  
 No frag. No label except 352 Blake

~~88-1-23.2~~ 355 Unid. Euretoid-tubes  
 no photo  
 frag. CIE Blake 78-79 Sta 241  
 Cariacou 163 fm.


88-1-23.3 NRM# 21-8-AK Unid. 2 small pcs of heat-up. Euretoid  
 No photo  
 No frag. CIE Blake 78-79 Sta 266  
 Grenada 461 fm.

88-1-23.4 144 Unid. tiny pillow tubes.  
 No photo  
 1 frag. Ag 79 45  
 Sta 184 Sta Cruz 248 fm

88-1-23.5 149 Unid. Small fluffy dictyo. frath Mylusiid-like.  
 No photo  
 1 frag. Agas. 1879  $\left[ \begin{matrix} 410 \\ \leftarrow \end{matrix} \right] [?540?]$   
 198 Martinique 136 Fm.

88-1-23.6 21-8-AL Unid. 8 pcs of various sponges incl'd the longitudinal-grooved flat. etc.  
 ✓ 2 photos  
 fraga MCZ Blake Collect Exped  
 No. 134 248 fm Sta Cruz  
 neg 9:161:5:5 + 6:1

88-1-23.7 159 Unid. 3 small tree-dictyos  
 ✓ 1 photo  
 fraga Ag 79-61  
 166 Guadalupe 150f. One cleaned  
 "Pillow Tube-dormers"  
 neg 9:161:6:2



1987

MCZ

8 Dec

Cab III Tray 22 cont'd

88-1-23.8 - 21-8-AM Unid.  
 no phot Ag 79-91  
 frags 198 Guadeloupe 130f

Mix  
 our lace - slit once again!  
 + the pillow tube downer also

88-1-23.9 | 148 Unid  
 No phot Ag 79 91  
 1 frag. 166 Guadeloupe 150f

small pillow tube tree



88-1-23.10 | 181 Unid.  
 No phot Ag 79 95  
 1 frag 166 Guadeloupe 150f.

Smooth small sponge  
 - possibly a Lemnosp?

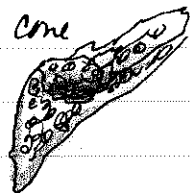


88-1-23.11 | 147 Unid.  
 no phot Ag 79 63  
 some frags 139 Sta Cruz 218fd.

pillow tube down spgs -  
 3 pcs.

88-1-23.12 | 66230 Uncl. Hex.  
 ✓ 1 photo Morro Lt. Blake Exp 1877-78  
 frags 292 fm Gulf Stream + Gulf Mex Exp.  
 neg: 9:161:6:3 A Agassiz.

lacy body cone

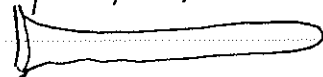


88-1-23.13 | 6623r Uncl. Hex.  
 No phot Sta Cruz. Blake No 128  
 misc frags 180 fm.

Mix: 2 pillow tubes down.  
 + Euretoid  
 + massive - ? dactyl?

88-1-23.14 | 6623p Uncl. Hex  
 No phot Blake Exped No. 260  
 1 frag. Grenada 291 fm.

1 pc of Aphrocal. lace tube





MCZ

1987

8 Dec

Calc III Tray 22 cont'd

- 88-1-23.15 6623 m Uncl. Hex. typical *Aulocystis*  
 also no photo *Grenadines* Blake Exp. No. 269 ~ 2" diam   
 frags 124 fm.
- 88-1-23.16 6623 u Uncl. Hex. mix:  
 ✓ 1 photo Blake Exp. No. 158 a lace diatom free-w/ nearby  
 2 frags Montserrat 148 fm solid tubes + others  
 neg: 9:161:6:4
- 88-1-23.17 6623 i Uncl. Hex. a *Dactylocalyx*.  
 No photo Barbados  
 1 frag Ag 79 105  
 150 fm (106)
- 88-1-23.18 6623 d Uncl. Hex. a *Euretid* - small.  
 No photo St Lucia Blake No. 114  
 frags 1878-79 151 fath
- NRM# 6623 h Uncl. Hex. Pillow tube down on a  
 No Photo Morro Lt <sup>Sta</sup> 100 Corkscrew: ? columnella of   
 No frags Ag 79 67 a gastropod.  
 240-400 fms (146)
- 88-1-23.19 6623 v Uncl. Hex. 7 pcs - ? *Aulocystids*?  
 ✓ 1 photo Barbados Blake Exp <sup>Sta</sup> No 277 + 2 phanerozooids/Littorid  
 frags 106 fm (258)  
 neg 9:161:6:5
- NRM# 6623 y Uncl. Hex. Mix: Lots of HEMP - Tough  
 No photo St Vincent Blake No. 238 to sort out pieces from  
 No frags 88 fms 78-79 (314) bat snarl.
- 88-1-23.20 6623 s Uncl. Hex. Large scale Tube-down.  
 ✓ 1 photo Montserrat Blake Exp. 157 (? *Euretid*) - Washed out.  
 1 frag 120 fm  
 neg 9:162:1:1

1987

8 Dec

Cal III Tray 22 cont'd

88-1-23.21 (6623j) Uncl. Hex. Euretoid - small tube w anastomosis  
 No photo St Lucia Blake No. 219  
 1 frag. 78-79 151 fms.  
 Agassiz (313)

88-1-23.22 (6623g) Uncl. Hex. 2 spec - 1 farreid - ?  
 1 photo Barbados Blake No. 274 1 Myliusiid ?  
 frag 78-79 - 209 fm. Agassiz.  
 neg 9:162:1:2

88-1-23.23 (6623g) Uncl. Hex. 2 spec Lychniskids  
 ✓ 1 photo Barbados. 2 spec + 2 Loco in box:  
 frags 10 Mar 1879 84 Fath [296]  
 neg 9:162:1:3  
 (i) 2 1/4 m WNW 1/8 W of Ft Ches Lt.  
 (ii) No CCC [?= 300?]  
 3.5/10 mi NW x W 1/2 W of Ft. Ches Lt.  
 10 Mar 1879 82 Fm. 16



NRM# (6623w) Uncl Hex. Mix some frags of indeterm  
 No photo St Vincent Blake Exp. No. 224 hexact - mostly Demosp.  
 No frag 114 fm.

NRM# (6623c) "Uncl. Hex." Really a clear Demospunge!  
 NO- ↑ **ERROR** \* Not a hexact at all! -  
 probably a Stelletid from lg Spies

88-1-23.24 (6623x) Uncl. Hex. - Euretoid-like - to check.  
 ✓ 2 photos St Vincent Blake Exp. \* Impressive mix of two architectures  
 frags No. 227 573m Euretoid Farreid-like tubes + Monandroid tubules  
 neg 9:162:1:4+5

88-1-23.25 (6622z) Uncl. Hex. 2 small frags - ? of pillow tube  
 No photo Guadalupe Ag 79 down?  
 2 frags 94 878 fms (376)




Cab III Tray 22 cont'd

88-1-23.26 [6623L] Uncl. Hex. ? farreid - Easetel?  
 ✓ 1 photo Barbados Ag 1879-30  
 2 frags 288 # 399 fm (155)  
 neg: 9:162:2:1

88-1-24.1 [6623K] Uncl. Hex. [141] - our old friend now -  
 ✓ 2 photos St. Lucia Ag 79 114 the slot Letroyellid...  
 frags 116 fm (141)  
 neg: 9:162:2:2+3

NRM# [6623a] Uncl. Hex. Small frag: fine Letroyella  
 No photo Montserrat Blake No. 158 as previous 6623K - but finer  
 No frag 148 fms 151 in all proportions! ~ 3/3 x or less

88-1-24.2 [6622Y] Uncl Hex ? unusual hex w tissue?  
 ✓ 2 photos Montserrat Ag 79 Hole of various sizes  
 frags 168 fm (209) + 2 large ones in the  
 neg: 9:162:4:4+5 ? top? .. to review this  
 Yes ✓



END TRAY 22! Whew! - END of Day.

Cabinet IV - F - TRAY 3 :

88-1-24.3 = i [388] Euplectella jorvis Sch. - in box :- 2 diff species  
 ✓ 1 photo Santa Lucia 1879 Agassiz (i) Main spec is indeed a  
 frags for 423f. Blake large Euplectellid - open  
 end - No sieve plate or collar

88-1-24.4 = ii [in same bottle w spec for Granada  
 # 388 @ 416 fm



[ - Sta 264 - 416 fm -> (ii) 2 small spec tied w  
 Granada label.

[ Surprise - there are indeed 2 of the small Blake  
 labels for Granada - but no label for Santa Lucia -  
 oh well... ]

vss  
 es  
 i.s.  
 lectus  
 tuba  
 tube

1987

9 Dec

Cat IV. F cont'd

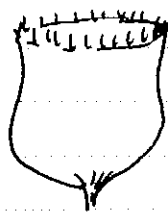
MC 2

Dry

88-1-24.5 Start Tray 4:

U-9-A Unid.

✓ 1 photo WHOI Atlantis 1939  
3 frags Date 5/1 Sta 3432  
neg: 9:162:3:2 250 fms.



? - possibly a hyalonematid - but maybe not - No notes on possible id.  
(JAR-Dry)

NRIM# U-9-B Unid

No photo Atlantis Stn 3434

No frag U-9-C Unid. #88-1-27.6

\* No photo Atlantis 1939 Sta 3436 255 fm.

2 frags U-9-D Unid.

✓ 1 photo Atlantis 39 Sta 3328

1 frag Date 4/5 260-275 f.

88-1-24.7 neg 9:162:3:3


NRIM# U-9-E Unid.

No photo Atlantis '39 May 9

No frag Sta 3469 375 fm

hyalonematid root species - in jar - [Unlikely to be identified]  
Jar dry hex? - Probably a folded Hyalonema? but dried stiff - could not remove it w/o busting jar took frags.

One nice small phoronematid plus 5 spring balls - ?



Jar of Aphrocalappa lace: fine-tube type

NRIM# U-9-F Unid

No photo Atlantis 39 Sta 3473

No frag 10 May '39 510 fm

Eurentid tube - small - 3 hole



88-1-24.8 U-9-G Unid.

No photo Atlantis '40 Sta 3781

frags Aph + Ectop Feb 24 205-290 fm.

Jar mix - Corals, Stylostera, + 1 pc of Aphrocalappa + a few large ectoprocts (Pcs)

// END TRAY - END Cat IV-F

88-1-24.9 Cat IV E - TRAY 3:


U-9-H Hyalonema (Doroma) bianchrostrum Wilson

✓ 1 photo Stat. 4651

2 frags  
neg 9:162:3:4

Allanress

var. pinndina Ld f.  
Spec tied into glass plate:



Cab IV-E Tray 3 cont'd

Dry

9 Dec

88-1-24.10

U-9-I


Hyalonema (Hyalonema) grandancora Ldf.

✓ 1 photo  
2 frags

Stn 4701

on glass plate - Labels in vial

map: 9:162:3:5



Albatross  
E. Pac. Exp.  
1904-05  
Stn 4701 Dec 26  
Depth 2265

// END Cab IV

// Start Cab VI - 1st Tray - TRAY (74)

END Roll 3

9168

Dactylocalyx sp.

✓ 2 photos

23° 09' N 81° 27' 30" W

OK

Stn 1 frag  
Roll 4

N. of Matanzas, Prov. Cuba

Atlantis Sta. 3482

map: 9:162:4:5  
+ 5:1

88-1-24.11

11 May 1939 190 fms.

88-1-24.12

9171

Dactylocalyx pumiceus Stutch.

✓ 2 photos

23° 09' N 81° 27' W

OK

2 frags N. of Matanzas Prov., Cuba

Atlantis Sta. 3465 9 May 1939 175 fm



map: 9:162:5:2+3

88-1-24.13

9170

Dactylocalyx pumiceus Stutch.

✓ 2 photos


23° 09' N 81° 27' W

frag BM

N. of Matanzas Prov. Cuba

Atl. Sta 3465

9 May 1939 175 fm.



map 9:162:5:4+5

88-1-24.14

U-9-J

Dactylocalyx sp.

✓ 3 photos

Atlantis Stn 3482

frags

23° 09' N 81° 27' 30" W

N. of Matanzas Prov, Cuba 190 fm

11 May 1939



~~88-1-24.15~~  
~~2 photos~~  
~~23° 05' N 81° 35' W~~  
~~frags~~  
~~N. of Matanzas, Cuba~~  
~~Atlantis Sta 3383~~  
~~23 May 1939 1260 fm.~~

1987

9 Dec Cab-VI Tray (74) contd

Dry

88-1-24.15

9174

*Dactylocalyx* sp.

✓ 2 photos

23° 09' N 81° 27' W

1 frag.

N of Matanzas Prov, Cuba

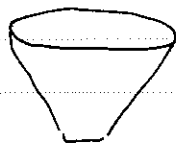
map

Atlantis Sta 3465

9:162:6:4+5

9 May 1939

175 fm



fine grained

88-1-24.16

9172

*Dactylocalyx pumiceus* Stch.

✓ 3 photos

23° 05' N 82° 33' W

1 frag

W of Havana, Cuba; Atlantis Sta. 3303

map

23 May 1939

260 fm



broken cone

9:163:1:1-3

88-1-24.17

9169

*Dactylocalyx pumiceus* Stch.

✓ 2 photos

~~23° 05' 30" N x 82° 34' W~~

1 frag

W of ~~Havana~~, Cuba. 230 fm

Atlantis Sta 3302 23 May 1939

map 9:163:1:4+5



Cup shape

88-1-24.18

9516

*Dactylocalyx pumiceus*

✓ 2 photos

22° 26' 30" N 78° 22' W

Frag Bag

N of Cayo Coco, Cuba. Atlantis Sta 3403

map

28 Apr 1939

210 fm.

9:163:2:1+2

3 pcs for large con  
- perhaps for 2 diff  
specimens?

88-1-24.19

9167

*Dactylocalyx* sp.

✓ 5 photos

23° 09' N 81° 27' 30" W

1 frag

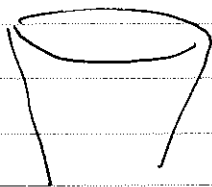
N of Mat. Prov. Cuba

map

Atlantis Sta 3482 11 May 1939

9:163:2:3-5

+ 3:1+2 190 fm

hole inside + out  
No Slits!

88-1-24.20

9177

*Dactylocalyx pumiceus* Stch.

✓ 2 photos

23° 05' 30" N 79° 37' W

2 frags

N of Santa Clara Prov, Cuba

map

Atl. Sta 3438 2 May 1939

9:163:3:3+4

265 fm.

partial cone  
OK as D.pr

Cal. II Tray (74) Contd Dry

88-1-24.21

9176

*Dactylocalyx pumiceus* Stch.

Small spec on rock


2 photos  
1 frag

23° 09' N 81° 27' W

N of Mat. Prov., Cuba

Atl. Stat 3465 9 May 1929 [?]

175 fm [1939]



neg: 163:3:5+  
4:1

88-1-24.22

9175

*Dactylocalyx pumiceus* Stch


med-small cup

2 photos  
1 frag

23° 04' 30" N 82° 34' W

W of Havana, Cuba Atl. Sta 3302

23 Mar 1939 230 fm.



neg: 9:163:4:2+3

88-1-24.23

9154

*Aphrocallista* sp

with sieve plate -  
wid variety of Morphological  
Mesh h'comb sizes.

3 photos  
2 frag

23° 18' N 80° 46' W

N of Bahia de Gardemas, Cuba.

Atl. St 3474 10 May 1938

490 fm



neg: 163:4:4+5  
+5:2

END TRAY (74) - Start Tray (73)

88-1-24.24

9158

*Dactylocalyx* sp.

very hipid!! inside surface  
of cup + outside  
alar - Very fine  
tubule structure of cone  
spec.

3 photos  
2 frags

23° 09' N 81° 27' W

N of Matanzas Prov, Cuba.

9 May 1939 175 fm

Atl. Sta 3465



neg: 163:5:3-5

ND ROLL

3

9166

*Dactylocalyx* sp.

holay cone

4 photos  
2 frags

23° 10' N 81° 26' 30" W

N of Matanzas prov. Cuba

Atlanta Sta 3479 11 May 1939

210 fm neg: 9:163:6:1-4



1 core

D.p.v

88-1-25.1

9162

*Dactylocalyx pumiceus*? Stch.

Med-Thin small  
Cone - No Slits!  
Large Hole.

2 photos  
1 frag

23° 04' 30" N 82° 34' W

W of Havana Cuba

Atl. St 3302

23 Mar 1939 230 fm.



neg: 3:6:5  
164:1:1



1987

9 Dec

Cub II Tray (73) cont'd

MCZ

Dry

88-1-25.2 (9160) *Dactylocalyx pumiceus* Stch.

✓ 2 photos

230 04' 30" N 82° 34' W

1 frag

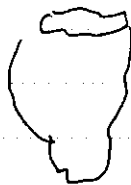
W. of Havana Cuba

neg

9:164:1:2+3

Atl. Sta 3302

23 Mar 1939 230 fm

Rings  
thick  
OK ✓88-1-25.3 (9161) *Dactylocalyx pumiceus* Stch.

✓ 2 photos

230 05' N 79° 28' W

2 frags


N of Santa Clara Prov. Cuba

neg

9:164:1:4+5

Atl. Sta 3436

2 May 1939 255 fm

Tubular! slope  
? Dead.88-1-25.4 (9164) *Dactylocalyx pumiceus* Stch.

✓ 4 photos

2 frags

23° 09' N 81° 27' W

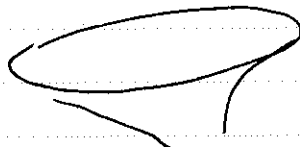
N of Matanzas Prov. Cuba.

neg

9:164:2:1+4

Atl. Sta 3465

9 May 1939 175 fm



large fluted-horn

88-1-25.5 (9163) *Dactylocalyx pumiceus* Stubby.

✓ 2 photos

23° 05' N 82° 33' W

1 frag.

W of Havana Cuba

neg

9:164:2:5  
+ 3:1

Atl. Sta 3303.

23 Mar 39 260 fm

Steep  
Slope-cone88-1-25.6 (9159) *Dactylocalyx pumiceus* & *Pachastrella* sp.

1 photo

22° 48' N 79° 09' W

frags

N. of Santa Clara Prov. Cuba.

neg

9:164:3:2

Atlantic Sta. 3422. 30 Apr 1939

235 fm



END TRAY # (73) - Start Tray # (80)

NRM #

(6100)

*Dactylocalyx* sp.

No photo

(123) Ag 79 36

No frag

Tiny! Cleaned skel  
in paper wrappers.

MCZ

1987

Dec 1

Cabr. VI Tray (80) cont'd Dry


NRMA# 6102 *Dactylocalyx* sp. (102) TX fms  
 No photo  
 No frag  
 Inner label has pumice crossed out but Blake med small spec (18)  
 47 Agassiz 1878  
 Sigsbee 175 fm  
 This is clearly a good pumice!  
 Loc? unknown.

NRMA# 6103 *Dactylocalyx* sp.  
 No photo  
 No frag  
 off Havana 154 fm. (125)  
 Ag 79 30 Sigsbee  
 Gulf Stream + Gulf Mex Explor Blake  
 Sigsbee written in.  
 small clean frag!  
 too small to bother with.

88-1-25.7 6104 *Dactylocalyx* sp. (218) Box w ~ 30 pcs  
 plus 2 pcs w Tièlde  
 No photo  
 No frag  
 1 frag  
 Barbados 100 fms  
 Haml. Exp. Barb. 10.4  
 Carib. Exp Blake 78-79 Stn No 189  
 84-125 fm Dominica  
 one w 250  
 one w 218

NRMA# 6105 *Dactylocalyx* sp.  
 No photo  
 No pcs  
 Dominica (299) 84-120 fms  
 299  
 (Blake)  
 1 med piece from a  
 large cup edge - pumice  
 looks OK?

88-1-25.8 6105a *Dactylocalyx* sp.  
 No photo  
 2 frags  
 270 fm Gulf Stream Explor  
 B. BAIREC  
 F. de Fontaine Assd. 1868  
 Sambaaram Shimm  
 Stat 8. 270 fm  
 April 13  
 2 small med of spp  
 NOT *Dactylocalyx*!  
 Could be *lithothamnium* - to check



NRMA# 6105b *Dactylocalyx* ~~sp.~~ Schmidt.  
 No photo  
 No frag  
 Barbados 106 fms  
 CIE Blake No 277 106 fms  
 Barbados  
 2 frags - looks OK as  
*D. pumiceus*


1987

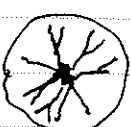
MCZ


9 Dec Cat-VI Tray (80) Cont'd Dry

88-1-25.9 **6106** Dactylocaelyx auloporus Schmidt  
 ✓ 2 photo Narrow Light (113) 292 fms Clean skel - looks like  
 1 frag N. 16 292 ft Dactylocaelyx but Big + Small holes.  
 neg: Dr Near = 77  
 9:164:3:3+4 Narrow height No 90 sand

NRMH# **6107** Dactylocaelyx auloporus Schmidt.  
 No photo Gulf of Mexico (196) 2 small frags.  
 No frag. Ag 1878 Cant tell much.

88-1-25.10  
 \* 2 photo St Lucia 1st fms Med sized - tubular spec  
 \* 2 frags Ag 79 142 219 w big + Small holes  
 \* neg: 9:164:3:5  
 \* 4:1 (179) \* moved to  
 \* TYPE cabinet 8/88  **179**

NRMH# **6110** Dactylocaelyx pumiceus  
 No photo Barbados 100 fm Med-small ~ 3"  
 No frag Blake Spec - looks ok - with  
 basal plate intact - on a piece of  
 slate - good shape 

88-1-25.11 **6109** Dactylocaelyx pumiceus  
 2 photo off Barbados ~ 1/8 of large cup   
 1 frag Blake Exped.  
 neg: 9:164:4:2+3

88-1-25.12 **6111** Dactylocaelyx pumiceus  
 2 photo St Vincent 95 fm. unlikely to be D. pumiceus?  
 2 frag Ag 79 - 124 Fragment of a large spec w Deep holes  
 95 fm 231  
 neg: 9:164:4:4+5

Cab VI tray 80 cont'd Dry

88-1-25.13

6115 *Dactylocalyx pumiceus*

2 photo  
1 frag

Salines Point, Grenada  
267 Fms Blake 78-M sta 267  
Salines Pt Grenada.

Frag of huge spec  
~ 2 inches thick!

neg 9:164:5:1+2

NRM#

6113 *Dactylocalyx pumiceus*

No photo  
No frag

Grenada Salines Pt.  
267 fms. Blake

Probably part of the  
Same spec as 6115 - ? Looks like  
it! Med chunk of huge spec.

88-1-25.14

6116 *Dactylocalyx pumiceus*

2 photos  
1 frag

Grenada (323) [323]  
No other labels. Blake

Big holes Form -  
Thick - Robust.

negs: 9:164:5:3+4

NRM#

6117 *Dactylocalyx pumiceus*

No photo  
No frag.

Grenada (309) [309] Blake  
No other labels.

Looks OK -  
Frag from a Big Spec


NRM#

6112 *Dactylocalyx pumiceus*

No photo  
No frag

St Vincent 95 fm (111) [111]

frag of a thick spec -  
huge w deep holes and short grooves  
but NO SLITS longitudinally!



NRM#

6101 *Dactylocalyx* sp. 29

No photo  
No frag

292 fm (208)

Piece of med-size blade  
Spec w typical groove + long  
slits on inner surface.

[208] 46 Agassiz 1898 125...  
P. ~~pumiceus~~ sp. - [omit read part of label at 41]

1987

MCZ

9 Dec Cab VI Tray (80) cont'd DM

88-1-25.15 6118 *Dactylocaalyx pumiceus*

Med Size frag / Lead spec  
Medi. halcy Form.

2 photo  
1 frag

Grenada - Blake  
10 m S/4 W off Saline Pt.

267 fm "all loose spec to this label"

neg: 9:164:5:5 + 6:1

END TRAY (80)

Start TRAY (77)

88-1-25.16 6025 *Aphrocallista naotus* F.E.S.

in tissue in parts

2 photo  
frag

Japan Allen Ousten  
[w/ other labels] except

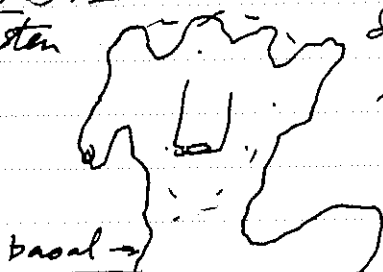
Includes a small frag  
washed-out w label

O.C. 4123

O.C. 4123

neg: 9:164:6:2+3

yes ✓



88-1-25.17 6018 *Aphrocallista bocagei* Schmidt.

Box of ~30 pcs  
1 lace aphroc.

1 photo  
frags

CIE Blake 78-79.

Stn 260 291 fm Grenada

260

neg: 9:164:6:4

88-1-25.18 9028 *Chaenoplectella cavernosa* Jimia

Large Lyseocine worm  
in a porcelain candle holder

2 photo Japan 300 fms O.C. 5690

2 frag

neg: 9:164:6:5  
9:165:1:3



VEIL of ? Diatoms  
vegetal + dermal  
wooly underneath

base

88-1-25.19 9515 *Aphrocallista* sp.?

- Id Not Correct!

Nophts Carriacou Blake Exp.

Clearly *an* *Dactylocaalyx*

1 frag Stn No 241. 163 fms.

probably *D. pumiceus* - 2 pcs  
Med + small ~ 2" sizes.


88-1-25.20 6039 *Asteronema setubalense* Kent

2 dry specimens  
a box -

1 photo Guadeloupe  
1 frag Blake Stn 161 1878-79

583 fms 134

neg: 9:165:1:4



Flat



MCZ

1987

9 Dec

Cat. VI Tray (77) Contd. Dry

NRM# [6022a] Aphrocalhatis bocagei Sch. Looks to me like it  
 No. photo 291 Fm - Grenada (326) is a small, dead one.  
 No. frag

NRM# [6017] Aphrocalhatis Probably an old frag  
 No. photo Barbados, Hassler. of a long-dead Dactylopus  
 No. frags Unrecognizable - 1 - 100 fm. NOT an Aphrocalhatis!

NRM# [6016] Aphrocalhatis typical of bocagei loc.  
 No. photo [165] 480 fm 2 + Harana OK  
 No. frag

NRM# [6021] Aphrocalhatis bocagei Schmitt. Small -  
 No. photo Label: Zool Inst Strassburg. PC in a vial!  
 No. frag [74] As 1879 Jung Cas. Meer.

NRM# [6020] Aphrocalhatis bocagei Schitt. Tiny frag in a tube - OK.  
 No. photo [Jai W.N.]  
 No. frag [Florida 1896.]

NRM# [6024] Aphrocalhatis bocagei Schmitt. Includes some faecal  
 No. photo CIE Blake 78-79. but most seem OK  
 No. frag Sta 260 291 fm Grenada Tied in thread on 10 spec.  
 [380] [259]

~~scribbled out text~~

small  
 looks  
 small  
 with  
 acid

1987


9 Dec Cab II TRAY 77 Contd Dry

~~6023~~ 6023 *Aphrocallista bocagei* Schmidt or W.  
 360 CIE Blake 78-79. Living tissue in 2 spec bins  
 Stat 218 164 fm St Lucia.  
 \* 1 photo frags  
 END Roll (5) \* 88-1-25.21  
 neg: 9:165:1:5

~~6022~~ 6022 *Aphrocallista bocagei* Sch. or W.  
 NRM# CIE Blake 78-79 Box of lead skels  
 No photo Sta 260 291 Fm .ID looks OK.  
 No frags Grenada 329

NRM# 6019 *Aphrocallista bocagei* Sch.  
 No photo CIE Blake 78-79 Sparse - lead + Luis skels  
 No frags Stat. 151 365 fms if look OK  
 Nevis.

END TRAY (77) Cab II  
 Start TRAY (91) Cab III

88-1-25.22 9023 *Hexactinella ventilabrum* Carter  
 ✓ 4 photos ~~Stat 218 164 fm~~ ~~Big spec lead + Luis skels~~  
 2 pcs. J.M. ~~Stat 218 164 fm~~  
 neg 9:165:2:1-4 ~~Stat 218 164 fm~~ JAPAN - No other Data Big Corral plate  
 or funnel - 

NRM# 6250 *Hexactinellida*  
 No photo Morro Castle 250-400 fms. 2 small frags - rightly  
 No frags (81) Ag 79 131. *Indeterminable now - maybe sandy*  
 250-400 f. 81  
 Unbestimmenebruchstücke einer Hexactinellida

88-1-25.23 6315 *Doanella compressa* Schmidt Wird denke Fraue  
 ✓ 2 photos Santiago de Cuba arranged in a loose reticulation; lots of big  
 ↑ frags 288 f. Bartlett 372 Spec + holes - cavernous!  
 neg 9:165:2:5 CIE Blake: Bartlett 1888 No. V.  
 3:1

MCZ

1987

9 Dec

Cat VII Tray (91) cont'd

Dry

NRM# 6248 Hexactinellida  
 No photo Virgin Gorda 1097fm  
 No frag 143 (143) Unbestimbar hex..

Small fragment -  
not determinable at this time.

NRM# 6249 Hexactinellida  
 No photo Morro Light 250-400fm  
 No frag. (84) Unbestimbar..  
 Ag. 79 136

Small nubbin... not worth  
the trouble to address at this time.

88-1-25.24 6316 Joanella compressa  
 ✓ 2 photos Mexican Gulf. 1878  
 1 frag (274) 274 [Strassburg Label]  
 Agassiz 1878 Mexico; Gulf.

Clean piece mounted in  
a vial on a cork.

neg: 9:165:3:2+3

END TRAY (91)

Start TRAY (78)

NRM# 8027 Aphrocallista bocagei W.  
 No photo St Lucia 164fm  
 No frag. Blake Agassiz 78-79  
 CIE Stn 218.

Box of ~ 30 pcs - id OK -  
(+ a fanoid or 2)

NRM# 8023 Aphrocallista bocagei W.  
 No photo Morro Light 250-400fm.  
 No frag (366) Ag 79 68  
 100 250-400 f

1 med pc. id OK ✓

88-1-25.25 8089 Bathyporus laevis ssp spinosissimus Ldf.

✓ 1 photo Sta 4651

1 frag

↑  
Allantross

~ 5 thin flakes ~ 1mm thick.

neg  
9:165:3:4

1987

MCZ

9 Dec

Cab VII Tray (78) cont'd DM

NRW# 8091 Bathydorus laevis spinosus Wils  
No photo Sta 3399 Albatross 2 thin flakes.  
No frag

88-1-26.1 8090 Bathydorus laevis spinosissimus Ldf.  
no photo Sta 4651 ca. 20 flakes.  
1 frag Albatross?

88-1-26.2 8110 Caulophacus schulzei Wils  
✓ 1 photo Sta 4651 ~ 8 specimens.  
1 frag Albatross  
mag: 9:165:3:5

88-1-26.3 8056 Asconema setubalense Kent  
No photo (448) Flat plate ~ 4 1/2" diam  
3 frag ? Blake

88-1-26.4 8111 Caulophacus schulzei Wils  
No photo Sta. 4651 ~ 30 pcs in good shape  
frag Albatross?

88-1-26.5 8032 Aphrocallistes bocagei  
No photo 280 St Lucia 164 fm nice ~ 20 pcs w tissue!  
frag (280) Blake 78-79 Stn 218

88-1-26.6 8054 Asconema kenti Sch.  
No photo 18° 20' 30" N 87° 16' 40" W 1 piteous frag!  
1 frag 600 fm Bartlett Stn XVIII (524) ~ 1" disc in a box  
hairy but light.

NRW# 8055 Asconema kenti Sch.  
No photo Martinique 476 fm 2 small flakes -  
No frag. CIE Blake Stn 214. 78-79 look OK id ✓?

Col VII TRAY (78) contd

DM

88-1-26.7 ~~8010~~ 8010 *Calycosilva cantharellus* Ldt. var. megonychia  
 No photo Sta 4651 Nov 11 6 small frags.  
 Some frags Depth 2222 EPAC Exp 1904-05. Albatross  
 Needs to be checked! Correct No is 8101!

NRM# 6065 *Chonelasma calyx* FES. washed out stub-  
 No photo Explor. Albatross Sta 3354 Could be correct id but...?  
 No frags. 1891 unlikely to prove it

NRM# 6622 *Chonelasma calyx* FES. Looks OK? - washed out -  
 No photo No data! med size pc \* 2 tubules.  
 No frags. Probably long dead.

88-1-26.8 8100 *Calycosilva cantharellus* var. simplex Ldt.  
 No photo Sta 4651. Albatross ~ 20 pcs of mud-covered Lyssac frags.  
 frags took me - Messy - 1" diam x 3mm thick  
 "Pads" but no long epic plush.

NRM# 8122 *Chonelasma* ? 2x4" piece - washed out  
 No photo Sta AA 134 white - thick! ~ 1cm! Could be  
 No frags. (3689) Albatross *Chonelasma* - probably never known.

88-1-26.9 9018 *Crateromorpha* ~~bonita~~ meyeri cf. tumida Schudze  
 ! ✓ 5 photos Sagami Bay, Japan. beautiful vase on stem.  
 frags O.C. 5225  
 negs 9:165:4:1-5 [No other data]



88-1-26.10 9026 *Chonelasma calyx* FES.  
 ✓ 3 photos Japan 80-200 fm. Upper part fairly soft!  
 frags O.C. 5226 Lower tube w diaphragms +  
 negs 9:165:5:1-3 1-3 holes in them



— END TRAY (78) —



1987

9 Dec

MCZ

Cab VII - Stat Tray (79) JM

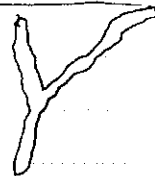
88-1-26.11

6647

Dendrospongia sp.; Sclerothamnia?

Mauritius M. Pike.

branching rod.



✓ 2 photo  
1 frag

map 9:165:5:4 + 5

NRM#

No photo  
No frag

6648

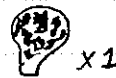
Volvulina sigsbeeii Sch.

a minute piece

Bahamas 103 fm (163)

Ag 79 160 Stat 273 103 fm

163



x1

88-1-26.12

6649

Volvulina sigsbeeii Sch.

Guadeloupe 150 fm.

4 small fellows - all tied up

✓ 1 photo

✓ 1 frag

Ag 79 166

160

I cut them loose for photo



map 9:165:6:1 50 150 fm (160)

88-1-26.13

8161

Cystispongia superstes Sch.

hard ball spg w

Bahamas 399 fms

Autocystid lace meander inside

✓ 2 photo

frag

(547) Blake 78-79 Sta. 288

Box also w Aph. bocagei flake - a lot!

map 9:165:6:2-3



This is clearly a  
Lychiniskid frame (Diss. Spon)

88-1-26.14

8158

Cyathella lutea Schmidt.

4 small stalks - 3 are washed  
one is skated.

Blake Sta 236 1878-79

Metab. 465

No photo

1 frag

Bequia 1591 fms A. Agassiz.

Ag 79 58 236 1591 F

Stampsburg  
Label.

Cyathella lutea New Ag 79 58



Do this an MS' name? - Not on my list

88-1-26.15

8162

Cystispongia superstes Sch.

a small brown spec totally  
different from other labelled species

22° 9' N 82° 21' W. 177 fms

MCZ 550 lead: 550

No photo

frag.

Eurosto farreol conchites

Col. Sigsbee: Cystispongia superstes 547



too small to photo


Loan 7189  
Photo + frag


Cab VII Tray (79) Contel

Dry


?  
ad. Y  
26.16  
photo  
frag

6650 Volvulina sigsbeeii Sch.  
Martinique 191 fms. (266) 266  
CIE Blake 78-79 Sta 210 191 fath


Little yellow tube down  


note piece 26.17  
 x3  
photo  
frag  
65:6:4

5209 Volvulina sigsbeeii  
off Ingo of Montserrat, W.F  
~~299 fms. (356) 356~~  
? vessel?

These have spines in osc tubes!  
2 mal-size Retic holy  
orals - were on plastic plate  
broke off - Display spec.  
- will the real Volvulina stand up?  


1 tied up  
photo  
frag  
5:6:5 +  
6:1:1

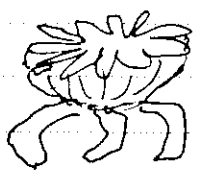
9208 Volvulina  
West Indies  
[No other data]  
? vessel?  


1 spec similar to above -  
w/o spines - osc is smooth  
on plastic mount

call spg w  
meander inside  
END TRAY (79)  
Start TRAY (76)

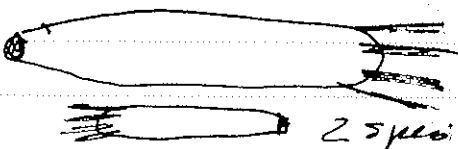
iflakes - a lot!  
is clearly a lot  
finished frame  
4

9152 Syringidium zitteli Sch.  
22° 52' 30" N  
79° 20' W 240 fms.  
N of Santa Clara Prov. Cuba.  
Atlantic Sta 3427 1 May 1939

 a beauty!

4 stalks - 3 are  
fluted.  
MS name? - No  
to  
frag  
6:1:5

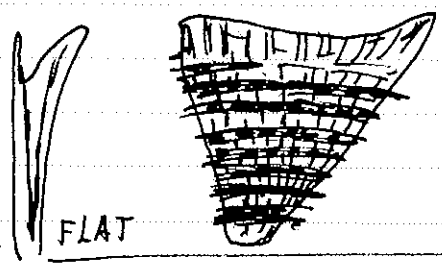
9150 Pheronema annae Leidy  
22° 12' N 81° 11' 30" W  
Bahia de Cochinos, Cuba  
Atlantic Sta. 3336 5 Apr 1939  
200-240 fms.

id OK  
 2 spec

4 brown spec  
from other labellates  
and convolutes - go.  
small to plebe  
6:2:1+2

9157 Syringidium zitteli Schmidt  
23° 05' N 82° 33' W off Harana, Cuba  
Atlantic Sta. 3303. 23 Mar 1939 260 fms.

a flat narrow funnel -  
has serpulid  
foreign hexact on  
it - Very old  
Very Dead.  
Very Thick.



1987

MCZ

9 Dec Cab VII Tray 76 cont'd DM

88-1-26.21 U-9-K Unid Hexact.

✓ 1 photo Atlantis Sta 3459

frags 230 21' N 80° 36' W

neg 9:166:2:3 520 fm 4 May 1939.

nice Lyssac mass on one side  
muddy on other side - ? maybe a base!

88-1-26.22 9153 Hyalonema sp.?


✓ 1 photo 230 21' 30" N 79° 54' W

frags Atlantis Sta 3446 3 May 1939.

neg 360 fm.

9:166:2:4

CCLKWS SPIRAL - short &amp; broken.



88-1-26.23 9151 Syringidium zitteli Scha

✓ 3 photos 22° 59' N 79° 29' W.

3 frags N of Santa Clara Prov. Cuba.

neg 9:166:2:5 3:405 Atlantis Sta. 3430 1 May 1939

END 235 fm.



Thin &amp; delicate strobili

inside long tubes like  
organ pipes but open!outside tubes in semi-spiral  
arrang - Not in horiz rows!  
Not as basal.

ROLL [6]

Start Roll

NR# 7 9517 Pheronema annae Leidy.

✓ 2 photos 230 22' N 79° 53' W.

No frags Nicholas Channel, Cuba

~~88-1-26.22~~ Atlantis Sta 3444

neg 9:166:4:1+2 3 May 1939 320 fm

? OK id.

88-1-26.24 9149 Pheronema sp.?

✓ 1 photo 230 22' N 79° 53' W

Some frags Nicholas Channel Cuba, 320 fm

neg 9:166:4:3 Atlantis Sta 3444 3 May 1939



Big Lyssacine


w Huge Pentacts.

88-1-26.25 9155 Hyalonema sp.

✓ 2 photos 230 05' 30" N 79° 40' W

frags N of Santa Clara Prov. Cuba.


neg 9:166:4:4+5 Atlantis Sta 3439 2 May 1939 295 fm.

hyalonematid w scattered  
zooids - lumpy med head.  
CCWS spiral.


Cal VII Tray 76 Day

88-1-27.1 [9156] Hyalonema sp.  
20° 51' N 75° 21' W  
off Puerto ~~Panama~~, Cuba  
Atlantis Sta 3377 20 Apr 1939  
560 fms.

head fluffy brown - some  
lateral spine - very fine. Some  
oscular spine FINE  
CCWS spiral, Zoot.



END TRAY (76) - END of 9 Dec



Start TRAY (75) - 10 Dec.

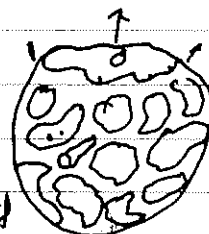
88-1-27.2 [6802h] Dactylocaelyx sp.  
Atlantis 3389 loose in Coralites  
1 photo  
1 frag  
map 9:166:5:3

small vial: emarginate  
Littorid-like form




88-1-27.3 [9180] Myliusia callocyathes Gray  
23° 04' 30" N 82° 34' W  
W of Havana, Cuba  
Atlantis Sta 3302 230 fm.  
23 Mar 1939

holes alternate  
as inhalant &  
exhalant (perforated  
oscula)



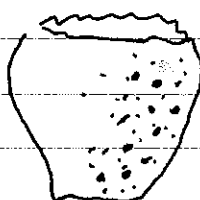
88-1-27.4 [9181] Myliusia callocyathes Gray.  
23° 04' 30" N 82° 34' W  
W. of Havana, Cuba  
Atlantis Sta 3302 230 fm  
23 Mar 1939

as above -  
alternately  
depression &  
perforation  
in wall.



88-1-27.5 [9184] Dactylocaelyx sp.  
23° 05' N 82° 33' W  
W of Havana, Cuba  
Atlantis Sta 3303  
23 Mar 1939 260 fm.

parts hypersclerotized



1987

10 Dec

Cal III Tray (75) cont'd

DM

photo  
1 frag

9179

Dactylocalyx pumiceus Stutch.

Large creme flare  
LIVE

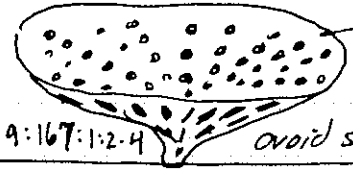
220 09' N 81° 09' W

Bahia de Cochinos, Cuba

Atlantis Sta 3326

4 Apr 1939

265 fm. neg: 9:167:1:2-4



round holes

ovoid slits

88-1-27.6

88-1-27.7

9183

Dactylocalyx Sp.

2 pcs - large thick Holey-flare as <sup>9179</sup> same - Long Dead

✓ 2 photos

23° 22' N 79° 53' W

2 frags Nicholas channel, Cuba

Atlantis Sta 3444

neg vid + org  
9:167:1:5  
2:1

3 May 1939

320 fm

END TRAY 75

Start TRAY (81)

NRMA#

6119

Dactylocalyx pumiceus

6" diam  
Typic form.  
inside slits.

No photo

Barbados 123 fm

No frag

CIE Blakee 78-79 Sta 297

123 fm.



NRMA#

6121

Dactylocalyx pumiceus or subglobosus?

2 1/2" small broken globular vase  
outer wall typical - LONG DEAD.  
Holes.

No photo

Sta Lucia 116 fm

No frag

Ag 79 117 116 fm

(216)

[216]

88-1-27.8

6127

Dactylocalyx pumiceus

Contains: 2 x 5" piece of large Dp. - Do

✓ photo Acc.

SW of Santa Cruz 248 fm.

frags

[267] CIE Blakee 78-79

neg  
9:167:2:2

Sta 134. 248 fm

+ a piece of ? Volvulinia?

+ a piece of Cystospora

+ a piece of Syringidium



shell  
with  
inside



NRMA#

6123

Dactylocalyx pumiceus or Subglobosus

Tiny cup -



x1. looks cleaned!  
could be.

No photo

St Lucia 116 fm

No frag

Ag 79 110

116 F.

[107]



Cal VII Tray (88) contd Dry

LE

No photo  
No frag.

6125 Dactylocalyx pumiceus

off Havana 293-450 fm

105 77 Agassiz 1878 Sigbee

243-450 f. Dactylocalyx pumiceus var.

2 x 3" frag of a dead, dark, thin-walled form w holes - unlikely to id.

88-1-27.9

2 photos  
1 frag.

6124 Dactylocalyx pumiceus

Barbados 103 fm (219)

Ag 1879 273 103 F 219

Good spec 2x2" size  
Alive w tissue!  
Typical of Barbados form.



No photo  
No frag

6126 Dactylocalyx pumiceus

St Lucia 154 fm

CIE Blake 78-79 Stn 216

4 frags of Dead  
flare spec ~ 6" diam  
Typical - Broken up.

88-1-27.10

2 photos  
2 frags

6122 Dactylocalyx pumiceus

(129) Ag 79 184

129

frag of a large plate

3x4" piece - LIVE!

has outer grooves radial to edge & inner ones - probably had an accident in life -



No photo  
No frags.

6120 Dactylocalyx pumiceus

Morro Light 292 fm

19 Agassiz 1878 (108)

108

- a 2x2" ring from a cap - clearly cut off

by human hand - Cleaned looks OK for id - No slits however!



p. Dead  
shell  
walk  
inside

No photo  
No frag

6128 Dactylocalyx pumiceus

Barbados 123 fm (365)

Blake!



8" spec typical shape  
Prot alive; radial grooves inside; hole outside.

No photo  
No frag.

6130 Dactylocalyx pumiceus

Salines point, Granada 267 fm  
CIE Blake 78-79 267 fm [No Stn No]

~ 7 large frags from a large dead spec - id probably done w ovoid hole rather than groove - Maybe Dead??

red!

No photo  
No frag.

6129 Dactylocalyx pumiceus

(374) off Santiago Cuba 288 fm

374 Barlett 1880 Stat. V. 288 fm

2 large frags of a holey spec - THICK! outside ovoid groove - Maybe Dead??

1987

MCZ

10 Dec Cal-VII Tray (81) cont'd Dry

88-1-27.11 [6131] Dactylocalyx pumiceus 6 frags of a large  
 No photo Barbados 84 fm. flare spec - est 8" diam.  
 2 frag. <sup>dry</sup> CIE Blake 78-79 Sta 296 Alive! Longit (radial) groove  
 84 fm. well developed in both FACES !\*


NRM# [6133] Dactylocalyx pumiceus 1 large frag of a holey plate  
 ✓ 2 photos Salines Point, Grenada. Dead; 2+ " thick  
 No frag 267 fm CIE Blake 78-79 Inner: oval holes; - nearly slits.  
 [No Stat.#] meas: 9:167:3:2+3

END TRAY (81)

Start TRAY (82)

NRM# [6140] Dactylocalyx pumiceus Med-small spec → 3 frags.  
 No photo Montserrat 148 fm (331) ALIVE; id OK ✓  
 No frag CIE Blake Sta 158 78-79 HOLEY FORM.  
 148 fm. [331]

NRM# [6139] Dactylocalyx pumiceus ~ 10 frag probably alive  
 No photo (359) Montserrat 120 fm. id OK ✓  
 No frag CIE Blake 78-79 Sta 157

88-1-27.12 [6134] Dactylocalyx pumiceus large frag 4-6" as side  
 ✓ 2 photos Salines Point, Grenada. of a funnel - groove inside but  
 frag - 267 fm CIE Blake Exp 78-79 outside wavy groove.   
 meas 9:167:3:4+5 (No Sta No)

NRM# [6135] Dactylocalyx pumiceus large lead frag: base + side  
 No photo Salines Pt, Grenada 267 fm w longit groove deep on outer surface  
 CIE Blake 78-79 [No Sta #] Inner: w ovoid slits - more typic form

NRM# [6142] Dactylocalyx pumiceus ~ 8 frags of very dead old  
 No photo (322) St Vincent 573 fm spec (sulphate) - of the holey  
 No frag CIE Blake 78/79 Sta 227 form - holey inside; ovoid groove  
 outside.

MCZ

1987

10 Dec

Lab VII Tray (82) Cont'd Dry

88-1-27.13 [6143] *Dactylocaelyx pumiceus* ~ 15 frags of various sizes:  
 No photo Guadeloupe 196 fms young tubular + larger dead frags:  
 1 frag CIE Blake 78/79 Stn 159 one piece likely live; many are hole:  
 (333) [333] Hole forms of light weight - tubular  
 very obvious; Much dead up.

88-1-27.14 [6144] *Dactylocaelyx pumiceus* frags of several species here  
 No photo St. Cruz. 180 fms light - holey - tubular frags w  
 CIE Blake 78-79 Sta 128 some - grooves + others incl  
 (325) lithistids!

NRM# [6136] *Dactylocaelyx pumiceus* 3 frags - holey - tubular form  
 No photo St Lucia ~~Sta~~ 151 fm  
 No frag CIE Blake Sta 29

NRM# [6145] *Dactylocaelyx pumiceus* typical form  
 No photo Barbados 106 fm Small ~ 3" with  
 (351) CIE Blake 78/79 Sta 277 radial grooves on both Surfaces  
 [351] Broad edge; Big base for size



88-1-27.15 [6146] *Dactylocaelyx subglobosus* piece of wall - Fine tubular  
 2 photos [221] 230 1' N 830 19' W 190 fm type; outside meander  
 2 frag Agassiz 77-78 23 190 fm [ ] Slits near inside - ? Alino or Lead?

+ side: NRM# [6138] *Dactylocaelyx pumiceus* 2 med frags.  
 surface No photo Montserrat 88 fms oval hole both Surfaces  
 is form? No frag (359) CIE Blake 78-79 Stn 156 Thick. Tubular - Strong!


whole [6137] *Dactylocaelyx pumiceus* ~ 20 frags of plate wall  
 leg no photo Grenadines 124 fm. Oval-oval form; indistinct  
 grooves [308] (308) CIE Blake 78/79 tubular in place; others obvious.  
 JAR Stn 269. Probably a mix of many species here large + small

1987

10 Dec

Cab VII - Tray (82) cont'd

Dry

88-1-27.17 9031 Dactylocaelyx subglobosus Gr. 2 spec  
 ✓ 2 photos Barbados - Blake nice typical forms of  
 2 frags [No other data]  pumiceus - why subglobosus?  
 map 9:167:4:3+4 3 1/2" diam


END TRAY (82)

START TRAY (83)


~~NRM#~~ 8164 Dactylocaelyx (fragment) Small frags - id OK ✓  
 No photo  
 No frags Martinique 189 fm  
 Stat. 209 CIE Blake 78-79

~~NRM#~~ 8173 Dactylocaelyx f Luffaria Frags of Dactylocaelyx  
 No photos + ?  
 No frags Cariacou 163 fms frags of each.  
 CIE Blake 78-79 Stn 241

~~NRM#~~ 8170 Dactylocaelyx fragile - id looks OK ✓  
 No photo  
 No frags St Vincent 114 Fms.  
 CIE Blake 78-79 Stn 224

End Roll (9)  
 88-1-27.18 8175 Dactylocaelyx crispus  5 pcs of Pillow-tube form wigger  
 ✓ 1 photo Cuba (51) 270 fms Lead: 151  
 frags off Chorrera, Cuba  
 Stat Roll 18 29 May 1817 270 fm took frags of 2 largest pcs - clearly different  
 map 9:167:4:5 ; 5:4+5 ; 6:1 [2 med-sized pcs in separate paper labeled Florida fol?]

~~NRM#~~ 8180 Dactylocaelyx pumiceus Small frags look OK ✓  
 No photo Cuba 206 Fms Col. J.R. Bartlett  
 No frags Blake 1880 Stat XXIV Lead 512.  
 off Cape Cruz, Cuba.

88-1-27.19 8212 Diplacodium mixtum Schmidt Small frag - looks like  
 ✓ 1 photo Havana 175 Fm. (434) Sigsbee off Havana Dactylocaelyx to me   
 map 9:167:6:2 Lead: 434 Label of Schmidt's: neu lx

MCZ

1987

10 Dec

Cat VII Tray (83) Cold Dry

NRMM

No photo  
No frag

8176 Dactylocaelyx pumiceus  
Santa Cruz 218 fms  
CIE Blake Sta 139.

Thin frags - Alive  
3 pcs like OK for ID ✓ one is probably a Leucospora.

NRMM

No photo  
No frag.

8178 Dactylocaelyx pumiceus  
St Vincent, 88 fms.  
Blake 78/79 Sta 232

ID OK - for main pc.  
+ a pc of Lithistid also.

88-1-27.20

✓ 1 photo  
1 frag  
mg  
9:167:6:3

8213 Diplacodium mixtum Sch.  
250 33'N 83° 21'W  
Blake (321) Lead: 321



Clean skel w slits on one side - looks like Dactylocaelyx + me.

88-1-27.21

No photo  
1 frag

8183 Dactylocaelyx subglobosus Gray.

Blake 78-79 Sta 23 145 fms  
23° ..... } Unrecoverable  
83° ..... } decay!

~ 5 pcs of ? Dead skel -  
Nothing + write home about how like holcy pumiceus...

88-1-27.22

1 photo  
frags

8182 Dactylocaelyx pumiceus  
21° 19'N 82° 54'W 300 fm  
Bartlett Sta XXIX 1850 (516)  
21-23-19N 82-54-42W

516

Mix of bleached spec  
most appear to be D. pum OK ✓  
beat up + frilly type - some  
hypersilicified! ? also Homocid than  
box contains Lithistid + a Valvulinia type  
or a Brachyrod + an ? Autocystid or Eurated....!

NRMM

No photo  
No frag

6114 Dactylocaelyx pumiceus  
[No Label data]



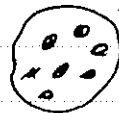
4" spec of classic type  
Grooves radiate out from  
Probably dead but nice.

NRMM

No photo  
No frag

8167 Dactylocaelyx  
Havana 243-450 fm  
(399) + (423) Coll. Sigsbee

Frag. Thin walled - hole/hole form  
Probably dead





1987

MCZ

10 Dec

88-1-27.23

Cat VII - Tray (83) contd

Dry

15 photo

(9032) Dactylocalyxpumiceus Studt.

huge fluc -

1 large frag Grenada WI

Blake No. 249 260 fm.

map: a: 167:6:5 + 168:1:1-4

Inner semi near slits

Outer narrow meander slits

NRMM#  
No photo

(9033)


Dactylocalyxpumiceus Studt.

large dead fluc

No frag Grenada WI. Blake

267 fm. (364)

Core - Semi slits on both

Surfaces. ~~Note~~ fluc thin on  
inner side Thick like outer

END TRAY (83)

Start TRAY (84)

NRMM#

No photo

(6167)

Euplectella aspergillum Owen.

5 spec if type

No frag Philippine Is. 5 spec

form - collar fused  
Challenger?

NRMM#

NO Ph

(6175)

Euplectella aspergillum Owen

1 spec

NO fr Yokohama Japan

Washed out - same as above

Challenger Exped.

NRMM#

NO Ph

(6174)

Euplectella aspergillum Owen

1 spec

NO fr Yokohama Japan

Washed out

Challenger Exp.

NRMM#

NO Ph

(6173)

Euplectella aspergillum Owen.

1 spec

NO fr Yokohama, Japan.

Washed out

Challenger Exp.

NRMM#

No photo

(6179)

Euplectella aspergillum Owen

2 spec

No fr Philippine Is.

washed out.

Challenger?

MCZ

1987

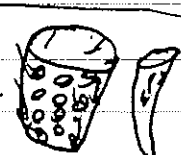
10 Dec

Cat VII Tray (84) cont'd Dry

NRMH  
No ph  
No fr [6177] Euplectella aspersillum Owen "3 spec" -  
Philippine Is. - Challenge? Only 1 spec in bag here!  
Washed out

NRMH  
No ph  
No fr [6178] Euplectella aspersillum Owen. 2 spec...  
[No Loc given?] Challenge?

88-1-27-24  
no photo  
frag ✓ [198] Euplectella [?] 3 little pieces - pile of spicules  
Blake Sta 173 mess - looks + feels like a  
Guadeloupe 78/79 Agassiz Pheronema? Try to id.  
734 fms. CIE Blake.

88-7-27-25  
1 photo  
2 frags  
mag 9:168:1:5 [9009] Euplectella sp. 2 rigid pcs -  
Albatross Sta 3404 1891 Maybe the same indiv but  
doubtful - 


NRMH  
No ph  
No ph [9010] Euplectella jervis Stt. Some root tuft spicules  
Martinique Blake Sta 205 78/79 ? but how can it be Id'ed?  
334 fm Agassiz.

NRMH  
No ph  
No fr [9011] Euplectella (spicules) Very Small frag - ? how to  
Blake Sta 222 422 fm tell species?  
St Lucia 78/79 Agassiz.

END TRAY (84)

Start TRAY (85)

NRMH  
No ph  
\* No fr [6182] Euplectella aspersillum Owen. 1 spec  
Philippine Is. cleaned, nucleus, Std Type

NRMH  
No ph  
No fr [6182] Euplectella aspersillum Owen 2 spec  
[No Loc] Black - cleaned.  ?  
has chevrons but No <sup>osculum</sup> Callus = Flat tops

NRMH  
No ph  
No frag [6186] Euplectella aspersillum Owen. - 1 spec  
Philippine Is. cleaned; Std morphol

1987

10 Dec

Tab VIII TRAY (84) cont'd

NRMM No phot. [6181] Euplectella aspergillum Owen. 1 spec  
No frag. Philippine Is. cleaned - stud. morphology.

NRMM No phot. [6185] Euplectella aspergillum Owen. 1 spec.  
No frag. Philippine Is. cleaned. stud morphol.


NRMM No phot. [6184] Euplectella aspergillum Owen. - Mix of types here  
No frag. Forkes - 8 spec. some w/o collar, some with  
[only 6 spec here] some w low chevrons - most well developed  
(5/2 spec) All washed out.

\* 2 photos [9211] Euplectella marshalli w living tissue intact!  
1 frag. Sagami Bay, ~~Jamaica~~ Not likely! Whole.  
88-1-28.1 75-200 fms; O.C. 4-726  
resp: 9:168:2:1+2 O.C.: \*4726


END TRAY (85)

START TRAY (94) - Rossella, etc.


NRMM 1 photo [6428] Rhabdodictyon delicatum Schmidt - 2 lacy spec  
No frags (71) @ Bequia - 1591 fms in a vial - Clean.  
21° 43' N 76° 33' W - 999 fms too small to sample  
Agassy 1879 12 108 999 Fd  
Ag 79 236 100 1591 F Bequia



2 photos [6438] Rosella antarctica Med-sized brown  
1 frag. Kerguelen Is., Challenger Lyssac. Slight bumps  
88-1-28.2 w spiculate tufts.  
resp 9:168:2:4+5



No photo [9017] Rosella antarctica Carter Large Lyssacine 14"  
1 frag. (No loc data) barrel - w tufts of pleural  
88-1-28.3 small osc w folded veil.



MCZ

1987

Cat VII TRAY (94) Contd. Day ?

10 Dec

No photo  
1 frag  
88-1-28.4


9016 Rosella antarctica (W.Th) le Large frag of a sponge; clearly surface has characteristic tufts of pleuralia. Jaws like woolly - again med dark Brown color.

Kerguelen Is. 2 Jan '74  
Challenger 120

✓ 1 photo  
1 frag.  
88-1-28.5

6809 v Rosella antarctica Carter Large barell. 18" w characteristic surface

[No Loc data]



neg 9:168:3:1

END TRAY (94)

START TRAY (86)

NR in # 9013 Euplectella 3 washed out spec look like E. aspergillum.

No photo 28 Nov 1942 E.W. Hearn's.


No frag

NR in # No photo No frag 9014 Euplectella aspergillum Owen. 1 cleaned spec in shrimp inside.

Philippine Is.  
Dr. Jeffries

NR in # No photo No frag 9015 Euplectella aspergillum Owen. Clean - irreg shape 1 spec. bulge & regranite? why?

Yokohama, Challenger Exped.



Frame spec all irregular in here - ? storm?

NR in # No photo No frag 9012 Euplectella sectosa Cleaned - 1 spec - looks like aspergillum to me.

Philippine Is. Acc. 1201?  
Capt. H.P. Snow.

NR in # No photo No frag 5101a Euplectella 5 cleaned spec - look like E. aspergillum to me.

~~5101~~ - Feb 5, 1950. Acc. 5102A

Rec'd from Peabody Mus - 6 rows baskets  
No Loc "to be used as gifts as Clard"


1987

MCZ

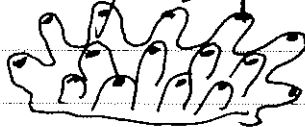
10 Dec

Cob VII Tray (86) cont'd. Dry

NRM# No ph **6189** Eurete sp. (Eurete erectum FES.?) 2 spec - ? long lead  
 No fr. Albatross Exp. Sta 3380?  
 1891



88-1-28.6 **9035** Fungio philina submersa a beauty - 2 spec  
 ✓ 3 photos Dominica WI one most alive  
 2 tray O.C. 5230 110 FMS 1 mostly dead.  
 Vid + JAR map 9:168:3:2-4



END TRAY (86)

Start TRAY (87)

NRM# **6231** Farea facunda Sch. med specim  
 No photo St Lucia 151 fm.  
 No frag (362)  
 Blake?

NRM# **6223** Farea facunda Sch. tiny spec  
 No photo Barbados 288 fm. (318)  
 No frag Blake CIE 281 stn No

NRM# **6213** Farea facunda Sch. tiny spec  
 No photo Martinique 441 fm (356)  
 No frag CIE Blake St#144.

NRM# **6202** Farea facunda Sch. larger spec  
 No photo Martinique 169 Fm  
 No frag CIE Blake Stn 193

NRM# **6222** Farea facunda Sch. tiny spec.  
 No photo Martinique 170 Fm (317)  
 No frag CIE Blake Stn 246



MCZ

1987

10 Dec

## Cat-VII TRAY (87) cont'd Dry

~~NRM~~  
No photo **6231a** Fareea facunda Sch. Tiny spec.  
No frag. Martinique 136 Fm.  
CIE Blake Stn 198

~~NRM~~  
No Ph **6221** Fareea facunda Sch. small spec  
No fr St Lucia. 116 Fm  
CIE Blake Stn 220

~~NRM~~  
No Ph **6212** Fareea facunda Sch. med spec  
No fr Barbados. 137 Fm  
CIE Blake Stn 294.

~~NRM~~  
No Ph **6203** Fareea facunda Sch. Jar cleaned  
No fr 23°54'46" N 88°58'W (138)  
804 Fm Gulf Stream Blake Stn 35.

~~NRM~~  
No Ph **6211** Fareea facunda Sch. Tiny spec  
No fr Grenada 370 Fm (348)  
CIE Stn 256.

~~NRM~~  
No Ph **6210** Fareea facunda Sch. Tiny spec  
No fr Guadeloupe 309 Fm. (347)  
CIE Blake Stn 216.

~~NRM~~  
No Ph **6230** Fareea facunda Sch. med spec.  
No fr Guadeloupe 150 Fm  
CIE Stn 168 Blake.

~~NRM~~  
No Ph **6220** Fareea facunda Sch. Tiny spec.  
No fr Guadeloupe 150 Fm (295)  
CIE Stn 168

~~NRM~~  
No Ph **6201** Fareea facunda Sch. Tiny spec  
No fr 23° 39' 40" N 88° 58' W (164)  
809 Fm Blake

~~NRM~~  
No Ph **6229** Fareea facunda Sch. (?) Tiny spec.  
No fr Martinique 136 Fm. (167)  
Blake

1987

MCZ

10 Dec

cat VII Tray (87) cont'd

DM

~~NRM~~

No Plat (6200) Fareea facunda Sch (?)

No fr St Vincent 129 fm.

(167)

Living spec.

~~NRM~~

No Plat (6199) Fareea facunda Sch

No fr Havana 480fm (166)

(166)

Living spec

~~NRM~~

No Plat (6219) Fareea facunda Sch.

No fr. Grenadines 127 fm

CIE Blake Stn 238.

(354)

Living spec

~~NRM~~

✓ 1 Plat (6209) Fareea facunda Sch.

some frags St. Vincent, 124 fm. (324)

88-1-28.7 CIE Blake Stn 269 mag: 9:168:3:5

6 pcs. - one looks like F.F. but most are too fine & frilly - to check ID's

~~NRM~~

No Plat (6204) Fareea facunda Sch.

No frag 230 42'N 83° 13'N

860 F

(367)

Dead - Cruise!

~~NRM~~

No Plat (6228) Fareea facunda Sch. (?)

No frag St Lucia 116 fm

(339)

~~NRM~~

No Plat (6227) Fareea facunda Sch. (?)

No frag Grenada 461 fm (350)

~~NRM~~

No Plat (6218) Fareea facunda Sch.

No frag Grenada 340 fm (328)

CIE Blake Stn 261

~~NRM~~

No Plat (6217) Fareea facunda Sch.

No frag Barbados 288 fm

CIE Blake Stn 281

(298)

~~NRM~~

✓ 1 photo (6208) Fareea facunda Sch.

✓ frags Carriacou 163 fm

88-1-28.8 CIE Blake Stn 241 mag 9:168:4:1

(341)

? long photo taken mag label as 6209. No photo taken. checked this mag

~~NRM~~

No Plat (6197) Fareea facunda Sch.

No frag. 23° 42'N 83° 13'N (153) 860 fm.

MCZ

1987

10 Dec

Cab. VII Tray (87) cont'd Dry

- NRW No photo [6226] Farea facunda Sch.  
No frag Martinique 357 fm 357  
CIE Blake Stn 213
- NRW No photo [6206] Farea facunda Sch.  
No frag Barbados 237 fm  
CIE Blake Stn 283
- NRW No photo [6195] Farea facunda Sch.  
No frag Martinique 357 fm (378) — Nos in parentheses  
are in parentheses on  
New labels + on Tape (printed  
Large Font Nos)
- NRW No photo [6198] Farea facunda  
No frag 23° 42' N 83° 13' W 860 fm (280).  
Gulf Stream Exp Blake St. III
- NRW No photo [6194] Farea facunda  
No frag 4 mi off Morris Lt, 805 fm (156)  
1878.
- NRW No photo [6193] Farea facunda  
No frag Florida
- NRW No photo [6205] Farea facunda  
No frag 23° 03' N 83° 10.5' W 310 fm (152)
- NRW No photo [6207] Farea facunda  
No frag Barbados 103 fm. (296)
- NRW No photo [6216] Farea facunda \* ID. Not correct!  
No frag Montserrat 120 fm (302) Probably Dactylocaelyx  
CIE Blake Stn 157 Note: WDH: ? Aphrocalathes sp?
- 88-1-28.91  
✓ 1 photo [6225] Farea facunda Sch. LIVE  
Some frags St Vincent 124 fm (363)  
CIE Blake Stn 249. mag 9:168:4:2
- NRW No photo [6215] Farea facunda.  
No frag Grenada 291 fm (304) CIE Blake Stn 260

1987

MCZ


10 Dec Cal VII Tray (87) cont'd Dm


NRM No Phot 6214 Favos facunda  
No frag Mulligan Key 124 fm (358)  
CIE Blake Stn 259


NRM No Phot 6224 Favos facunda  
No frag Bahamas 140 fm (319)  
CIE Blake Stn 244.



NRM No Phot 6196 Favos facunda Small Skel in Tube - ?  
No frag Loc? (69)

END TRAY 87  
Start TRAY 89

88-1-28.10 9216 Hyalonema sieboldii Gray. Whole spec w lots of  
Zoothids in surface  
✓ 3 phot Noshima Japan O.C. 409   
frags + my photo label had Error (917) to include on visit 2. Body overhangs root - CCKWS neg 9:168:4:3-5  
Lateral Grid w Zoothids; use Grid Corner;

✓ 1 photo 6295 Hyalonema sieboldii Gray. Dense body!  
frags Enoshima, Japan CCWS spiral - body NOT  
overhanging root.  
88-1-28.11 neg 9:168:5:1 

88-1-28.12 9217 Hyalonema reflexum Ij. [= a beautiful Sericlophus?]  
✓ 3 photos OC 5-698   
frags + my photo label had Theft spec by neg 9:168:5:2-4

✓ 2 photos 9221 Hyalonema apertum FES. No Oscular sieve  
frags (No data)  CCWS root  
88-1-28.13 Lateral Wall Sieve Crude.  4 large oscular holes.  
neg 9:168:5:5 + 6:1

NRM No photo 6298 Hyalonema sieboldii Gray. Root tuft ONLY  
No frag. Hanazaria, Japan w Zoothids  
J. Huxo Nov 12, 1869 CCWS.

MCZ

1989  
10 Dec

cab VII TRAY (89) cont'd Dry

NRm

No Photo 6301 Hyalonema Sieboldii

No frag (No Loc?)

root tuft only - but a bit of  
some adherent tissue - could probably  
identify it - but Not Now!

88-1-28, 14

6303

Hyalonema sieboldii Gray.

large spec very like

2 photos

No data.

spec 9216 - Large soft body - have most  
of lateral suture gone; osc suture present &  
normally coarse - much of it "closed".

frags



CCWS

neg 9:168:6:2+3

No Photo


5207

Hyalonema (Oonema) henschawi Ldf.

Looks like a

frags

Albatross Sta 4649.



Sail rag - No Root  
No Noth, t sec!

88-1-28, 15

2 photos

9206

Hyalonema bianchoratum Wilson var pinularia Ldf.

frags

Albatross Sta 4651.

88-1-28, 16

neg 9:168:6:4+5

88-1-28, 17

1 photo

9205

Hyalonema (Oonema) sequoia Ldf

frags

Albatross 4740

5 flat fragments & one root  
tuft - sparse - CCWS

END ROLL

8

neg 9:169:1:5

END of TRAY (89)

Start TRAY (88)

START ROLL

U-10-A

Mid.


88-1-28, 18 No Label at all.

Mice hyalonematid - very  
like 9216 but suture plate is  
mostly gone

1 photo

neg

9:169:2:1



CCWS  
zoanthid in tissues!

88-1-28, 19

425B

Hyalonema sieboldii Gray.

Large soft specimen

2 photos

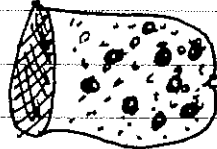
Yokohama, Japan

lateral grid - dense - (epidermi?)

frags

J. B. Smeeth.

zoanthid ↓ osc suture: coarse



neg 9:169:2:2+3

Big distinct holes laterally and  
What? - parietal oscula? Symphysis?








1987


MCZ

10 Dec

Cal VII TRAY (88) Cont'd. Dm


- 1 photo all AND 7 photos each head frag each! neg 9:169:2:4 No frag
- U-10-B Unid  88-1-28.20 neg 9:169:2:5 CCWS
- U-10-C Unid  88-1-28.21 neg 9:169:3:1 CCWS ~~Tray case Tenthrids~~
- U-10-D Unid  88-1-28.22 neg 9:169:3:2 CCWS ~~Zooth~~
- U-10-E Unid  88-1-28.23 neg 9:169:3:3 CCWS
- U-10-F Unid Root only -  CCWS ~~Zooth~~

- NR No photo No frag. No Label - Unid. A hexact-lites U-10-A & 9216 - but Squashed. Large Soft Hyalomema.
- 88-1-29.1 U-10-H see last page of this review

- 88-1-28.24 2 photos frag 9005 Hyalonema densum Ldf. 9 Nov Albatross 1904-05 Depth 2235 fms Sta 4649 neg: 9:169:3:405  Hard white body! No Root

- 1 photo frag 88-1-28.25 9006 Hyalonema (Hyalonema) tenuifusum Ldf. Albatross 04/05 EPAC Exp Sta 4656 (Spec a) 2222 fms (? 1191?) [No Notes Taken] neg 9:169:4:1

- No photo frag 88-1-29.1 9002 Hyalonema (Thallonema) geminatum Ldf. Albatross 04/05 Feb 11 Sta 4740 2422 fms. Mass of brown Mesh (-Not mesh.)

- 88-1-29.2 1 photo frag 9508 Hyalonema (Phialonema) patiferum Wilson Forma 'c' Albatross E. Pac Exp 04/05 Nov 11 Sta 4651 2222 Fms mass: light drab  neg 9:169:4:2

Cal VII TRAY (88) cont'd Dry

88-1-29.3 9003 Hyalonema (Prionema) aguajanum Ldf. var. tenuis <sup>Form A</sup>  
 ✓ 1 photo  
 frag Albatross Sta 4656  
 13 Nov 1904/05 2222 Fm  
 neg: 9:169:4:3



Small brown head.

88-1-29.4 9000 Hyalonema aguajanum Ldf. var. lata.  
 ✓ 1 photo  
 frag Albatross Sta 4656.  
 13 Nov 1904/05 2222 Fm.  
 neg: 9:169:4:4



light color, delicate lacy? How can this be the same sp as above?

88-1-29.5 9001 Hyalonema (Skianema) umbraculum Ldf.  
 No photo  
 frags Albatross Sta 4740  
 2422 Fm 11 Feb 1904/05

Flat pancake met

88-1-29.6 9007 Hyalonema (Phialonema) pateriterum Wilson Form 'F'.  
 No photo  
 frags Albatross Sta 4742  
 15 Feb 1905 2320 Fm.

Flat Disc - No photo

88-1-29.7 9008 Holascella eunyx  
 ✓ 1 photo  
 frag Albatross 15 Feb 1905  
 Sta 4742 2320 Fm.  
 neg: 9:169:4:5

thin slices of a sponge.




1 x Flat is a pancake

88-1-29.8 9004 Hyalonema placuma Ldf. Form 'B'.  
 No photo  
 frags Stat. A.A. 17 (3684)  
 Albatross

mass of flat white flakes.

88-1-29.9 9506 Hyalonema (Conema) crassipinulum Ldf.  
 ✓ 1 photo  
 frags Albatross AA 17 (3684)  
 neg: 9:169:5:1



like smushed cottage cheese - Lumpy white, Flat.

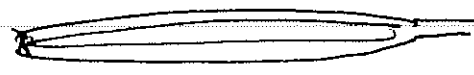
NR 1118 No photo 6292 Hyalonema lusitanicum Japan.  
 No frags No data  
 Only a root tuft cews with a bit of tissue on it  
 Perhaps Macfall in a pench - Not now.

1987


MCZ

10 Dec Cab VII End Tray (88) ← Start. Dry  
Start Tray (90)

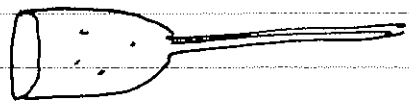
4 photos [9215] Hyalonema sieboldii Clearly this is a great  
Frag off Japan - No Date Scupperella - in  
[88-1-29.10] beautiful shape!  
resp: 9:169:5:2-5



[88-1-29.11] [9218] Hyalonema sieboldii Japan nice spec - No data  
v2 photo a few body zooids - NO big hole!  
Frag CCWS  
resp: 9:169:6:1+2




~~NR~~ [9219] Hyalonema sieboldii Japan Nice, Big hyalo -  
No phot Good lateral grid  
No frag osculum grid a bit best  
Few lateral holes



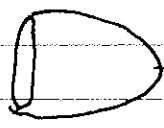
~~NR~~ No phot [6300] Hyalonema sieboldii (?) Gray.  
No frag [No Data] Root tuft only CCWS. No tissue!

[88-1-29.12] [6306] Hyalonema sieboldii Gray Small size  
v2 photos [No data]  
Frag  
resp: 9:169:6:3+4



~~NR~~ No phot [6306] Hyalonema sieboldii Gray  
No frag [No Data] 2 root tufts CCWS  
No tissue (?) - loose!

~~NR~~ [6296] Hyalonema sieboldii Gray. Pretty much like others  
No phot Enoshima, Japan. Very dark brown -  
No frag CCWS No lateral grid - worn off;  
Osculum grid OK - a bit best. rhabant



MCZ

1987  
10 Dec


Calc VII TRAY (90) Cont'd Dry

88-1-29.13 [6304] *Hyalonema siebaldii* Gray

12 photos {No Data}  
frags

Unlikely to be correct species - stiff, small osculum, conular surface w fuzzy irregular grid. Olive brown color.

meg  
9:169:6:5  
170:1:5 \* ?  
HOAK



ccws

This is a Bugger!

I would swear it is a *Callispongia* glued to a *Hyalonema* root! Check - then check!

NR# [6302] *Hyalonema siebaldii* (?) Gray. Only a root tuft!

No plant {No Data} (133) [133] ccws. root tuft is a tube!  
No frags

END TRAY (90) -

END OF TIME FOR This Survey

Still to do at MCZ:

DRY COLLECTN ROOM

- Calc VII TRAY 92 - *Margaritella Myliscia* ~ 30 spec
- TRAY 93 *Thermona, Polyopora, Holtentia* ~ 10 spec
- Tray 95 *Seniperella, Syringidium, Porophryngella, Rhabdoclyptus, Rhabdoplexella, Scleroplegma* ~ 8 spec
- Tray 96 *Rhabdoclyptus, Walteria, Corbitella* 5 Big spec

Calc VIII - Nothing noted in oceans, search

Cals. IX+X - ~ 15 or 20 spec - some worth while!

- Catalog Cards
- Catalog Lists & Books
- \* Type Collection Specs
- Type Spec Cards

Wet Collection  
Library WORK.

LOTS TO DO

END MCZ TRIP

1987  
10 Dec

MCZ

Addendum during inspection + cataloging of returned species

a) Uncertainty -

have Note on MCZ

~~8010~~ *Calycesilva cantharellus* var *megomyces*  
in Cab VII Tray (78) but my spec  
frag has # 8101. - No photo taken  
\*- Must check MCZ No on return trip.

\*\*

It is 8101 that is correct

88-1-29.14

21-10-H

No photo  
frag

b) a spec retrieved of a rooting stalked leucosp  
day - Atlantis Stn 3446 (1939)  
+ Unnoted during survey - now call it - 21-10-H

one spec





# Brit Mus (Nat Hist) Visits

1988

June

1 June  
Wed left campus - to Mirabel - Fly BA to Heathrow - lousy PA system or user - Blow out sym ears - Overwrite Flute No Read - really beat out.

2 June  
Thu Arrive - go to UG - Get instruct to Hotel (HANN) + day use card - on UG ~ 1 hr to wrong station: Hoof it ~ 1/2 mi to Hotel Luggage strap broke - ugh! - drop bag in MICRO Room - on hammock-like mattress. - off to BM - \* No Skully but talk to her on phone - get layout for Alex Muir ... Wander off to get bearings + start to get card for UG tomorrow - to bed - Headache

3 June  
Fri Up - Terrible Bkfst - Cab to Vicarage Hotel at 9 AM drop bag off to ~~BM~~ BM - Work on Cab 28 Bigs ... really fine stuff Mostly Lyssacis; work on Cards + Book files + Look over library in her office - Out play for Camera flash etc - Shop for domestics - toothpaste, Stationery, Postcards, etc etc Ilation!

4 June Bkfst Hotel good - was 'Barpo' - off as tourist since BM worker was closed - Walked Entire Hyde Park Harrod, Brit Mus - back to recon neighborhood... Sandwich Supper -

5 June Up + out to Bus 2 deelen - Piccadilly Circus, Guards, Downing St, Big Ben Westminster Bridge, Parliament West. abby, Park, Buckin Palace, Arch ... back then UG trip to various stops on Circle line - ca 7 stops + connector - lots of sterile downtown like Wash DC - No people in financial district -


1988  
June

# BM(NH)

- 6 Mon up - to BM ~ 10 - got Keys - freedom! - work Card Cat / Book file + Cab 28 top - ready to photo. Went thru top shelf of Lit rep - found one to xerox. Tony Rice called - he in tomorrow.
- 7 Tues ~~BM~~ at 9:00 - photo first roll - 28Ia start - Still no slushy so omit take specs. Work Card/Book file. - Tony Rice should at ~ 4pm - Dynamic! - Dinner Beef + Kidney Pie in Fish Shack
- 8 Wed Photo 28Ib - end Roll 1; on to 28Ic; nearly done in Book/Card file feeling better, but gloomy day! Got some scotch + feeling better. Ready to go full force soon as Card/Book done.

Wet Collectors: Cabinet 28.

Shelf I  
Shelf II  
Shelf III  
Shelf IV (floor)



Miss Shirley Stone

Dr. Paul Cornelius (Coelenterata)

Dr. Alex Muir - (Polychaeta)

Dr. Simon Moore (Coelenterata)

Dr. Howard Platt - (Nematodes)

Dr. Daniel George - Photos,

Dr. Tony Rice - Wormley.

Dr. David Billett - Wormley - Holothur + Echinoderm spec.

Dr. Richard Lampitt - Blink Camera on Sled/stand.

WET specs. - (at 20) some.

invalid

7 June

28-IA

(P) photo


(F) Frag

BM (NH)


means No Photo or Frag. 1988 taken - only data

~~⊙~~ Bathydorus fimbriatus FES. ~ 40 flakes in 250ml bottle  
BM-1887.10.20.058 Challenger Sta 241


~~⊙~~ (7-3) Asconema setubalense Kent.  
(P) BM-1887.10.24.016 Triton Cat. Station 4.  
(mag 9:170:4) 9 Aug 1882 327-430 fm.




~~⊙~~ Bathydorus spinosus FES → (B. fimbriatus)  
BM-1910.02.09.003 Belgica Exp Antarctic.  
\*[Loc Not Avail from info - see Log?]



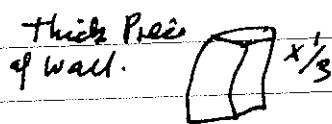
~~⊙~~ Bathydorus uncifer FES [TYPE]  
BM-1908.09.24.024 Albatross St 2818  
Berlin Mus Exch



~~⊙~~ Bathydorus spinosus FES (→ B. fimbriatus)  
BM-1887.10.20.061 Challenger Sta 147



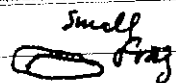
~~⊙~~ Schaudinnia arctica FES [TYPE]  
BM-1908.09.24.026 Romer + Schaudini  
N. of Spitzbergen, Berlin Mus Exch.  
(→ S. rosea)




~~⊙~~ Bathydorus baculifer FES  
BM-1887.10.20.062 Challenger Sta 28  
2335 fm




~~⊙~~ Bathydorus stellatus Schulze  
BM-1887.10.20.060 Challenger Sta 307  
140 fm



~~⊙~~ Trichasterina borealis Schulze  
BM-1936.09.22.159 AM 57.1 Leninland  
Zool. Inst. Acad. Sci. Leningrad



~~⊙~~ (7-10) Schaudinnia arctica Schulze  
(P) BM-1936.09.22.164 AM 59.1 Leninland  
(mag 9:170:6) (→ S. rosea) Zool Inst. Acad Sci Leningrad.



7 June  
1988

Brit Mus - wet collect

BM(NH)

28 IA contd

⊙ 7-6 Bathydorus fimbriatus Challenger?  
 BM-2-7a [? to check if unreg.] - Mixed up Spec!  
 "Removed from Exhib Jar 10.11.1947 - No data



Thin wall  
conc  
x 1/2

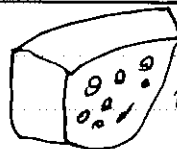
⊗ Schaudinnia arctica FES  
 BM-1936.09.22.162 AM 69.4  
 Between Franz-Josef Land + Leninland  
 (→ S. rosea) Zool Inst Acad Sci Leningrad

Like Acanthascua



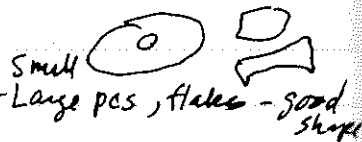
Smashed  
beaten

⊙ 7-11 Schaudinnia rosea Fristedt  
 BM-1926.04.21.001 Danish Ingolf Hex  
 R.N. 52 (Pars)



Wall frag  
firm  
dark.

⊙ 7-13 Trichasterina borealis F.E.S.  
 BM-1936.09.22.160 AM 6.1 Spitzbergen  
 Zool Inst Acad Sci Leningrad



Small  
+ Large pcs, flakes - good shape

⊙ Trichasterina borealis F.E.S.  
 BM-1936.09.22.161 AM 70.1 betwn Franz-Joseph Land  
 and Leninland; Zool Inst Acad Sci Leningrad

Mess!  
4 Large flks  
~ 4cm diam  
Thin wall.

⊙ Trichasterina borealis  
 BM-1908.09.24.025. Romer + Schaudin Coll?  
 Spitzbergen (N) Berlin Mus.

Thick wall ~ 7mm



⊙ 7-8 Crateromorpha meyeri Gray  
 BM-1887.10.20.064. Challenger - off Cebu, Phil.  
 95f.



Intact spec - ? How id'd  
if no fragment analyzed.

⊗ Crateromorpha murreyi? → (C. meyeri)  
 BM-1887.10.20.164. Challenger Stn 214  
 500 fm

BIG  
for  
this  
structure



root  
base  
2cm  
diam

28 IA contd

① Anoxycalyx ijimae Kirkp.

BM-1887.10.24.020

Antarctic Exped Admiralty

Lat: 72°S 175½°E Long.

Tiny x1  
dark.

① 7-1 Anoxycalyx ijimae

BM-1910.10.28.039. Gauss Stn 1 [4.V.02]

'Gaussberg' 46m.

2 spec - small



① 7-7 Crateromorpha lankesteri Kirkp

**Cotype**

BM-1902.02.13.002 18mi NW of E Londm

(→ Aulochone lankesteri) S. Africa, 250-300 fm.



Conic cup  
thin wall  
x 1/2

① 7-9 Crateromorpha Thierfelderi F.E.S.

BM-1887.10.20.066 Challenger Stn 192

26 Sept 1874 off Ki Is. 729 Fm.



like this  
conic cup  
above  
x 1/3

① 7-2 Anoxycalyx ijimae Kirkp.


**TYPE**

BM-1908.02.05.031. W.G. Glacier Hole 180-200fm.

2.i.04; Largest spec figd PL 3 fig 7.

Discovery Antarctic Exped. 14/55

2 spec



① Anoxycalyx ijimae

BM-1926.10.26.073

Terra Nova 1910-13

Antarctic Benthos Stn 7.



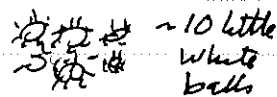
little brown  
spec  
irrid.

① Lanuginella pupa F.E.S.

+ Polylophus philippinensis Gray.

BM-1887.10.20.044

Challenger Stn 192



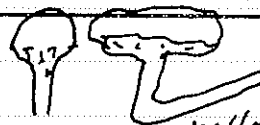
3-20mm

① 7-5 Aulochone liliium F.E.S.

BM-1887.10.20.070

Challenger Stn 214

? 10 Feb 1875 500 fm.



hollow  
stalk

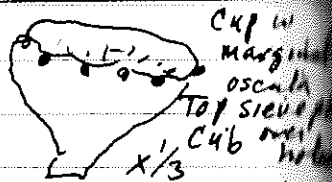


7<sup>28</sup> June 88

BM(NHU)  
Brit Mus  
28-IA contd; + Start 28-IB Wet.

7-12 Symplectella rowi

BM-1923.10.01.013 Terra Nova Exp Stn 96  
X XVI STN 4 N.Z. benthos.




ms 9:17:11

(X) Calycosaccus ijimae

TYPE

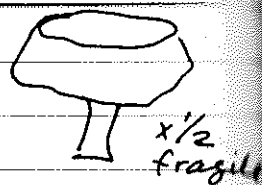
BM-1908.09.24.023 Albatross Stn 2853



(→ Autosaccus ijimae) Berlin Mus. Exc

7-4 Aulochone cylindrica F.E.S.

BM-1887.10.20.069 Challenger Sta 171  
15 July 1874 600 fms PL. 10



ms 9:17:15

(O) Symplectella rowi n.g.

BM-1923.10.12.009 Terra Nova Exp Stn 96  
XV

Mashed mass  
Possibly cup  
no spec above

(O) Trichasterina bispiculigastrea Reuzoj


BM-1936.09.22.158 AM 42.1 Spitzbergen Sea  
Zool Inst Acad Sci Leningrad

3 filmy frags

START 28IB


(X) Rossella gaussi Schulze + Kirkp.

BM-1926.10.26.054 Terra Nova 1910-13.  
(→ R. racovitzae) Antarctic Exped. Stn 3.



8-10 Rossella racovitzae

BM-1926.10.26.067 Terra Nova Stn 8.



ms 9:17:45


\*? Rossella gaussi S & K. (inside label)

28-IB contd wet collect


(o) Lanuginella pupa Schmidt  
(x) + Polylophus philippinensis Gray.  
BM-1887.10.20.043 Challenger Sta 192  
(Lophocalyx philippin.)

Rats Nest of pes all mixed up, white fragile - some root-like tufts.

(o) Lophocalyx philippinensis Gray.  
BM-1890.04.10.026 Probably Challenger Sta 192  
Little Ki Is.

2 small spec 1-2cm  
 dark

(o) [8-3] Lophocalyx philippinensis  
BM-1887.10.20.047 Challenger, Phillipina  
\* Need Loc: Stn No!?

3 spec ~ 10cm +  
 Dark

(o) Lophocalyx philippinensis Gray.  
BM-1887.10.20.045. Challenger 20 JAN 1873  
(1 spec remid, dried + Exhib Index Mus) 100fm


10-20 spec.  
Small -> med.  
1-10cm  
as above

88-6-8.1

(o) Lophocalyx philippinensis Gray.  
BM-1887.10.20.046 Challenger Stat 209

~ 20 sm-med spec  
1-10cm  
Dark  
as above


(x) [8-6] Rossella mortenseni Burton  
BM-1938.06.30.028 Rosaura Exp 1937  
1300m. Between ~~Thiartarintoa~~ <sup>Fuerteventura</sup> Is + Africa 1.2.38  
(-> Mellanympha velata)

  
Gold color x1  
fouled heavily.

(x) [8-7] Rossella philippinensis  
BM-1875.06.25.002 1875 val 15 sponges  
Redd for Drs Meyer.  
(-> Lophocalyx philippinensis)



(x) Rossella gaussi Sch. + Kirkp.  
BM-1926.10.26.053 Terra Nova Stn 3  
(-> R. racovitzae)

Squashed Flat but OK -  
  
heavy prostates.

8 June  
88

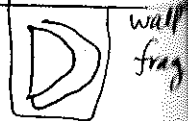
Wet

28-IB contd

BM (NH)

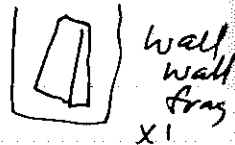
① Lophocalyx spinosa F.E.S.

BM-1907.08.01.012 Andamans 238-290 fm.



① Calycosoma validum F.E.S. **TYPE**

BM-1908.09.24.029 Albatross Stn 2573  
Berlin Mus. Exch.



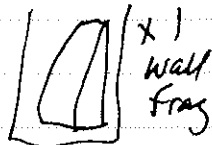
① Acanthascus platei F.E.S. **TYPE**

BM-1908.09.24.030 Albatross San Diego Calif  
572 m. Berlin Mus. Exch.



⊗ Calycosoma gracile F.E.S. **TYPE**

BM-1908.09.24.028. Near Timor  
10° 30' S 126° 30' W 427 m ? vessel?  
Berlin Mus. Exch.



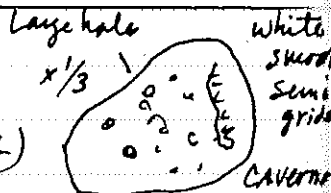
(→? Sympagella gracilis)

8-4

Rossella ijimae Dundy.

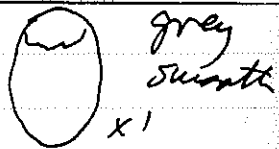
BM-1923.10.01.011. Terra Nova Stn 96

XVIII - 1 (New Zealand Beulhus Stn H)



① Rossella nuda Tops.

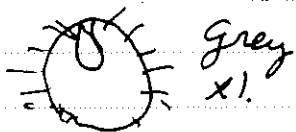
BM-1928.02.15.008 Discovery Exped. 26-7  
S. Georgia Stn 39. RN CXXVII - ii



⊗ Rossella lychnophora

BM-1926.10.26.059. TERRA Nova Exp.


(→ R. racovitzae) Antarctic 1910-13 Stn 1.



① Rossella nuda Tops.

BM-1928.02.15.007 Discovery Exp 26-7

S. Georgia Stn 39 RN CXXVII - i  
25-iii - 26; 179-235 [? mar fm?]



Wet

28-IB Cont'd

8-1

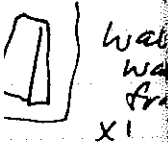
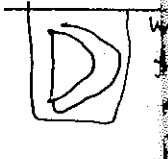
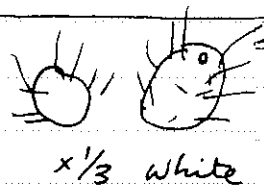
Aulorossella levis Kirkp. Cotype

BM-1908.02.05.018. Discovery Coll. Antarctic Exp.

Hale 5 Seal Hole 178 fm. 7-III-02

Large spec fixed PL2 fig 3.

(→ Rossella muda)



8-5

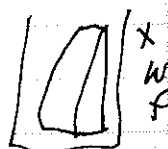

Rossella lynchnophora

BM-1926.10.26.061. Terra Nova Ant Exp 1910

250 fm off Cape Bird, Entrance to McMurdo Snd.

14-i-12


(→ R. racovitzae)



Rossella gausi Sch + Kirkp.

BM-1926.10.26.055. Terra Nova 1910-13

(→ R. racovitzae) Antarctic Exp Sta 13.



8-8


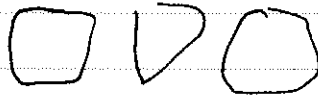
Rossella muda Tops

BM-1928.02.15.002 Discovery Exp 26-7

S. Georgia Sta M.S. 68. 2-iii-26

RN CXXX Net NRL Depth 220-247

6 large frags of ? 1 large spec?



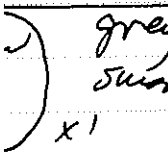
Rossella muda Tops.

BM-1928.02.15.001 Discovery Exp 26-7

S. Georgia Sta 190 R.N. LX 111 - i

24-iii-27. 315m.

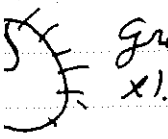

2 frags of large spec.



Aulorossella pilosa Kirkp.

BM-1926.10.26.251. Terra Nova Exp Antard 10-13


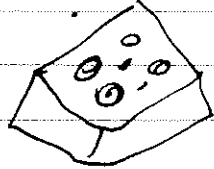
(→ Rossella muda) Sta 3. (Probably papilla cone from spec)



Aulorossella pilosa Kirkp.

BM-1926.10.26.252 Terra Nova Ant Exp 10-13

(→ Rossella muda) Sta 3. (piece of gastral surface from large spec)



8 June 88

Wet Coll

Brit Mus (NH)

28-IB contd + Start IC

8-2

Aulorossella longstaffi Kirkp.

TYPE

BM-1908.02.05.025 Discovery Exp Aut.

W.Q. 3.vi.03 #10 Hole 130 fm (209)

Fig'd Pl II fig 4.

(→ Rossella nuda)



Shallow vestibule  
Tan, smooth  
No Prosth.

x 1/3

X  
my 9/17/1.2


X

Rossella lynchnophora

BM-1926.10.26.060. Terra Nova Coll 10-13

Antarctic Stn 4.

(→ R. racovitzae)



differs from others of this sp

X

Aulorossella levis? Kirkp. + other small spec.

BM-21-8a


Discovery Coll Antarctic Exp.

labelled 8, 13, 20, 28. ii.02 W.Q.

[? is this Reg No 1908.13.20.28?]

(→ Rossella nuda)

Count  
made  
13th  
mo.



8-9

Rossella velata Thompson

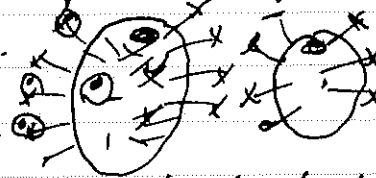
BM-1931.10.28.014. Trondheim Mus Collect.

Linessy, coast of N. of Trondheim.

M.S. Gunnerus T.10.

(→ Mellonympa velata)

2 Specs in Small spec in spec



W marginal diaphragm, fine dermal reticulation.

X  
my 9/17/1.4


X

Aulorossella? levis Kirkp

BM-1908.02.05.019. Discovery Coll. Antarctic

W.Q. 178 fm 7-VIII-02 No.5 hole

(→ Rossella nuda)



START IC

0


Rossella antarctica Carter

BM-1958.12.16.022

F.I.D.S. Coll. 'Operat. Tabarin'

7.ii.1949. 35 fm.

3 small balls



0

Rossella antarctica f. intermedia Burton

BM-1928.02.15.016 Discovery Exp 26/7

S. Georgia Stn 156. RN CVII - iii

one minute fragment



28 IC

(X)

Acanthascus grossularia F.E.S.

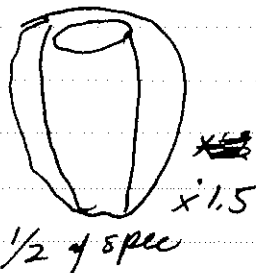
Bm-1887.10.20.056 Challenger Stn 148

3 Jan 1874 off Possession Is. - 210 fm.

Rossella Antarctica Cr. vide F.E.S.

Sitz Akad Wiss Berlin 1897 Ip 536

(→ R. antarctica)




(O)

Rossella Antarctica Carter

BMA - 1908.02.05.002 Discovery Antarct Coll.

(209) spec A. No 10 Hole 130 f. W.G. 3.vi.03.

24.1x.02 Hut Point. [14B]




(O)

Rossella antarctica Carter

Bm. 1926.10.26.212. Terra Nova Antarct 10-13

? Need more info for Loc. x2/3 dark!



(O)


Rossella antarctica Carter

[TYPE]

Bm-1894.09.20.001a (larger) fixed 1872/75

Bm-1894.09.20.001b. (smaller) Dark!

Antarctic Exped Admiralty 300 fms.  
74 1/2° S 175° E.



(O)

9-1


Rossella antarctica Cr v. gaussi FES + K

[Co TYPE]

Bm-1910.10.28.005 Gauss Stn 3.IV.02

385m.

1/2 x



(O)

9-2

Rossella antarctica Carter

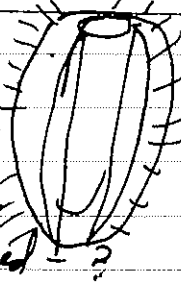
Bm-1887.10.20.049. Challenger Coll

off Christmas Harbour, Kerguelan Is.

29 Jan 1874 120 fm.

x1/4

beautiful spec  
Possibly figured = ?



ms 9.171.5

ms 9.171.5  
88-6-9.1

9 June  
1988


Brit Mus Wet (NH)

28-IC contd

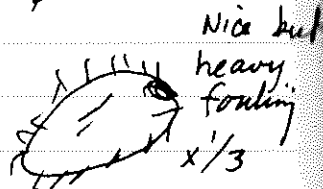
- ① Rossella antarctica f. intermedia Burton  
BM-1928.02.15.017 Discovery Antart Exp. 26/7  
S. Georgia Stn 187. RN LXXIX - i



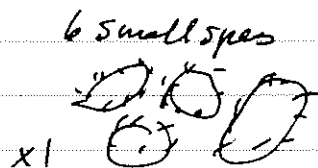
- ① Rossella antarctica Carter  
BM-1926.10.26.211 Terra Nova Ant Exp. 10-13




- ① Rossella antarctica f. intermedia Burton  
BM-1928.02.15.013 Discovery Antart Exped. 26/7  
S. Georgia Stn 175 RN. LXIX - vi



- ① Rossella antarctica Carter  
BM-1887.10.20.048 Challenger Coll.  
Stn 145. 27 Dec 1873 100 fm




- ① Rossella antarctica f. intermedia Burton.  
BM-1928.02.15.012 Discovery Exp Ant 26/7  
S. Georgia Stn 190 RN. CII - IV



- ① 9-3 Rossella antarctica f. intermedia Burton  
BM-1928.02.15.011 Discovery Antart Exp 26/7  
S. Georgia Stn 156. RN XXV - ii


NMS  
9.17.15

beautiful spec




- ① Rossella antarctica v. intermedia Burton  
BM.1928.02.15.809. Discovery Antart Exp.  
Stn 152 17.1.27; RN CCXXIX  
Net: DLH; Depth 245 m.

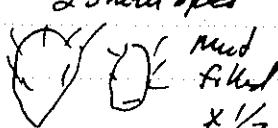
beautiful!





- ① Rossella antarctica f. intermedia Burton  
BM-1928.02.15.015 Discovery Ant. Exp. 26/7 Stn 156  
S. Georgia RN CVII - ii




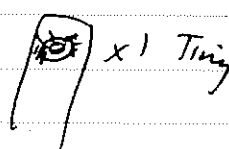
28 IC


① Rossella antarctica Carter  
 BM. 1926.10.26.083. Terra Nova Exp 10-13  
 A.B. Stn 4.  2 small spec  
 mud filled  
 x 1/2


① Rossella antarctica f. intermedia Burton  
 BM. 1928.02.15.014. Discovery Ant Exp. 26/7  
 S. Georgii Stn 42. RN CVI  
 OTL DE 1-IV-26 Depth 120-204m  Nice  
 Whale  
 x 1/3

① Rossella antarctica Carter  
 B.M. 1926.10.26.210 Terra Nova Ant Ex 10/13  
 Stn 3.  x 1/2  
 mud filled.

① Rossella antarctica Carter  
 BM - 1926.10.26.214. Terra Nova Exp. 10/13  
 A.B. Stn 3.  x 1/2

① Rossella antarctica  
 BM - 1926.10.26.057 Terra Nova Ant Exp 10/13  
 Stn 14.  x 1 Tiny

① Rossella antarctica Carter  
 BM - 1958.12.16.070. FIDS Coll 'Oper. Tabarin'  
 13.ii.1949 35 fm. irregular  
 dirty  x 1/2


① Rossella villosa Burton  
 BM - 1928.02.15.009 Discovery Ant. Exp 26/7  
 Stn 190 RN CII - v.  white  
 x 3/3 nice.

9 June  
88

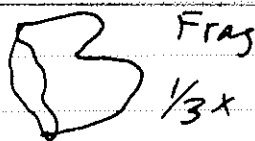
Brit Mus - Wet  
(NH)

28 I C

(X) Anaulosoma schulzei Kirkp.  
BM-1908.02.05.029. Discov. Aut. Exp. ~~#47~~  
W.Q. No 12 Hole; D Net (239) .8.11.03  
(→ Rossella munda)

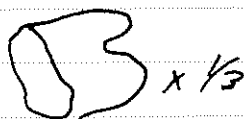


(X) Anaulosoma schulzei Kirkp.  
BM. 1908.02.05.028A Discov. Aut. Exp  
W.Q. 28.2.02. McMurdo Bay 20fm.  
(→ Rossella munda)




(X) 9:4 Anaulosoma schulzei **TYPE**  
BM. 1908.02.05.028 Fig PL III fig 5.  
W.Q. McMurdo Bay 20fm 28.2.02  
(→ Rossella munda)

ms 9:17:5




9-5 Rossella villosa Burton  
BM-1928.02.15.010. Discov. Exp. 26/7  
S. Georgia Stn 180 R.N. XCVII - ii


ms 9:17:6



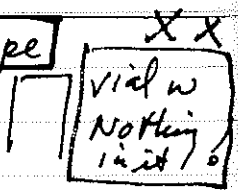
(X) Anaulosoma schulzei Kirkp **Co Type**  
BM-1908.02.05.030. Discov. Aut. Exp.  
W.Q. 30-i-03; (141) 41fm 4 hole.  
(→ Rossella munda) Fig PL III fig 6.



(X) Aulorossella vanhoeffeni f. vanhoeffeni FES+K. **TYPE**  
BM-1910.10.28.026. Gauss Stn 22-xi.02  
385m Part of spec #64.  
(→ Rossella munda)




(X) Aulorossella vanhoeffeni v. armata S+K. **NCotype**  
BM-1910.10.28.037 Gauss Stn 22.XII.02  
385m. part of spec 59a  
(→ Rossella munda)



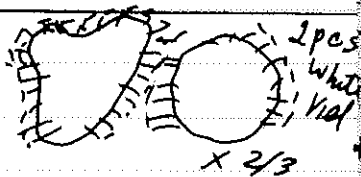
Brit Mus - Wet  
(NH)  
start 28 - 1D

9 June  
88

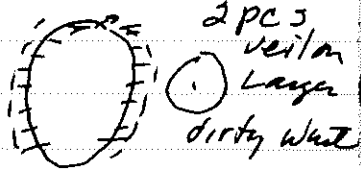
(X) Bathydorus dawsoni Lambe [= Rhabdoc. dawsoni]  
BM-1938.07.04.043 Sea of Okhotsk Sta 24  
4 July 1932 Zool Inst Acad Sci Leningrad.  
(→ Rhabdocalypus dawsoni)




(X) Rossella podagrosa Kirkp.  
BM-1908.02.05.012 Discovery Ant. Exp  
W.G. ? date Aug or Sept 1903.  
(→ Rossella racovitzae)



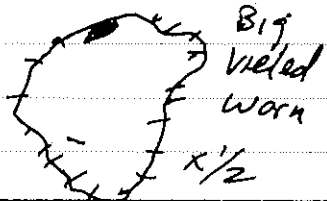
(X) Rossella podagrosa Kirkp.  
BM-1908.02.05.011 Discovery Ant. Exp  
W.G. 19.XI.02 D.Net, Hut Point (120)  
25 fm  
(→ R. racovitzae)



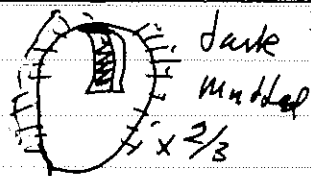
(O) Rhabdocalypus dawsoni Lambe (Dupl.)  
BM-2-9a Vancouver, Departure Bay  
Miss Pixell  
No photo, no frag.



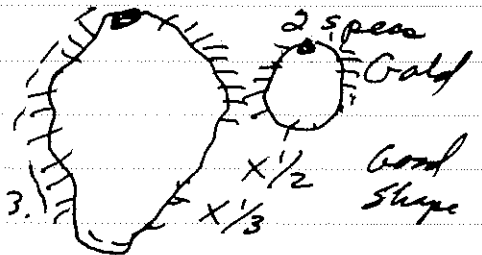
(X) Rossella podagrosa Kirkp.  
BM-1908.02.05.009 Discovery Ant. Exp.  
Winter quarters D Net 20 fm. Fig PL1 fig 1  
(→ R. racovitzae)



(X) Rossella podagrosa Kirkp. 17  
BM-1908.02.05.010. Discovery Ant. Exp.  
W.G. 13.XI.02 D Net. Hut Point (118) 25 fm  
(→ R. racovitzae)



(X) Rossella podagrosa Kirkp.  
BM-1908.02.05.007 Discovery Ant Exp  
W.G. 17.I.03 Flagon Point  
10-20 fm dredge (137) Fig PL3 fig 3.  
(→ R. racovitzae)



9-6 (X)

ms  
9:17:16

X  
7  
6




9 June Brit Mus wet

88

28-ID cont'd


① Rossella racovitzae Tops.

BM-1928.02.15.018. Discovery Ant Exp 26/7  
S. Georgia Stn 160 R.N. LXIV - ii




② Rossella racovitzae Tops.

BM-1928.02.15.815. Discov. Ant. Invest.  
Stn WS 248 RN CLXXXIX - V




③ Rossella racovitzae Tops

BM-1928.02.15.818. Discovery Investig.  
Stn WS 248 RN CLXXXIX - XII



④ Rossella racovitzae subsp. microdiscina Tops.

BM-1926.10.26.209. Terra Nova Antart Ex 10-13



⑤ Rossella racovitzae Tops

BM-1910.02.09.004. Belgium Exp Antart.

Co Type

2 vials of Minutae

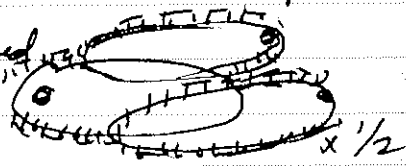
(X) Rossella podagrosa Kirkp.

BM-1908.02.05.007A. Discovery Antart Exped

W.Q. 17-i-03 Flagm Point 10-20fm

(→ R. racovitzae) tredze (137)

3 whole spec vials

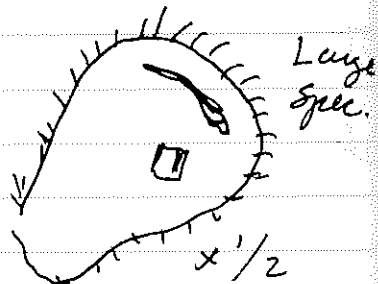


⑥ Rossella racovitzae (Tops)

BM-1928.02.15.811. Discovery Investig


Stn WS 248. RN CLXXXIX - i

20.vii.28 210-242 h OTC



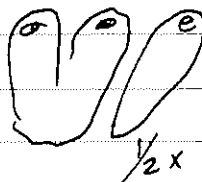
28 ID contd.

○ Rossella racovitzae Tops.  
BM-1926.10.26.088. Terra Nova 10-13  
Antarctic Benthos Sta 4.




piece of wall. poor.

○ Rossella racovitzae Tops.  
BM-1928.02.15.810. Discovery Investig  
R.N. CLXXVII - VI Stn WS 225




3 nice spec little view

○ Rossella racovitzae Tops.  
BM-1928.02.15.813. Discovery Investig  
RN CLXXXIX . iii Stn WS 248




1 large Pedunculate Flat Spec x/3

○ Rossella racovitzae Tops.  
BM-1928.02.15.817. Discovery Investig  
RN CLXXXIX . XI Stn WS 248



1 med. sized spec OK. x/2

○ Rossella racovitzae Tops.  
BM-1928.02.15.812. Discor. Investg.  
RN CLXXXIX . ii Stn WS 248



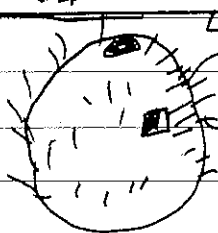
2 nice spec. x/2

9-7  
171:6  
○ Rossella podagrosa Kirkp.  
BM-1908.02.05.013. Discor Antarct Exp  
W.Q. 8. IX. 03 12 hole D Net 139. Half of spec -  
→ R. racovitzae (often half dried)



x/2 half spec Nice

○ Rossella podagrosa Kirkp.  
BM-1908.02.05.008. Discor Aut. Exp.  
W.Q. D Net. Hul Point 24. IX. 02 (104) 14 fm.  
→ R. racovitzae [13]



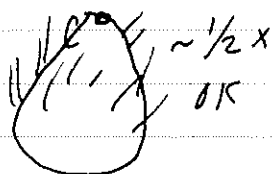
Large bulging mass. x/3

9 June  
1988

Brit Mus Wet


28 - ID contd

① Rossella racovitzae Tops.  
BM-1928.02.15.814. Discovery Invety.  
RN CLXXXIX - IV Stn WS 248



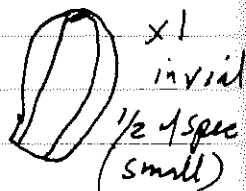
9-8  
ms  
9.11.16

① Rossella racovitzae Tops.  
BM-1928.02.15.816 Discovery Invety.  
RN CLXXXIX - X Stn WS 248.




9-9  
ms  
9.11.16

① Rhabdocalyptus australis Tops. **COTYPE**  
BM-1910.02.09.005. Belgica Exp Antarctic.  
No 723 part of Cotype spec.  
(→ Rossella antarctica antarctica Guntw)




① Rossella racovitzae ~~rossella~~ Tops  
BM-1908.02.05.016. Discovery Antarctic Exp  
W.Q. 17.i.03 (137) (Stained w Boxac Cornis) Flagm Point.  
10-20 fm.




9-10  
ms  
9.11.16


① Rossella racovitzae microdiscina Tops  
BM-1926.10.26.208. Terra Nova Aut Exp.  
**121 TNH5**



① Rossella racovitzae Tops.  
BM-1926.10.26.089. Terra Nova Aut Exp 10/13  
Antarct Benthos Stn 4.



① Rossella racovitzae Tops.  
BM-1926.10.26.282. Terra Nova Antarctic Exp 10/12  
**TNH4A** Antarctic Benthos Stn 3.




Brit Mus Wet

9 June 88

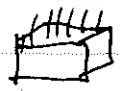
Start: 28 - II A

(X) Rhabdocalyptus dowlingi Lambe.  
BM-1911.06.01.011 (Par) Departure Bay  
Vancouver Is.


 x1  
Small frag.

(→ Staurocalyptus dowlingi)


(O) Staurocalyptus dowlingi (Lambe)  
BM-1908.09.24.031. Albatross Stn 2955  
St. Rosa Is., California. Berlin Mus Exch.

 x1  
Wall section


(O) Rhabdocalyptus mirabilis F.E.S. TYPE  
BM-1908.09.24.035. Albatross Stn 3008  
Gulf California, Berlin Mus Exch.

 Frag  
of lip  
x1


(O) Rhabdocalyptus tener F.E.S. TYPE  
BM-1908.09.24.036. Albatross St. 2923  
California, Berlin Mus Exch.

 Part  
of wall  
1x


(O) Rhabdocalyptus dawsoni Lambe.  
BM-1908.09.24.034. Albatross St 2945  
California, Berlin Mus Exch.

 Part  
of edge  
1x

(O) Rhabdocalyptus baculifer F.E.S. TYPE  
BM-1908.09.24.033. Valdivia Exp  
Agulhas Bank, Berlin Mus. Exch.

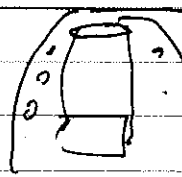
 Part  
of wall  
1x

9-11 Gymnorossella inermis Tops.  
BM-1928.02.15.808 Discovery Investig  
R.N. CLXXX.III Stn WS 250.

Frag  
 2 large parts  
of wall  
Smooth  
No void  
Dense! 1/2 x

88-6-9.2

9-12 Rhabdocalyptus roeperi F.E.S.  
BM-1887.10.20.063. Challenger. Stat 310  
400 fm.  
(→ Staurocalyptus roeperi)

Frag  
 Large  
part  
little void  
Holey!  
both Stephan  
Dark.

88-6-9.3

9 June  
88

Brit Mus Wet

28. IIA cont'd

9-13

Farrea clavigera F.E.S.


BM-1887.10.20.115.

Challenger Stn 194 + *Farrea*

29 Sept 1874

200 fm.

labeled 1987  
to be type  
w/ my 21-96



Very robust  
? too thick for  
Farrea?

x1

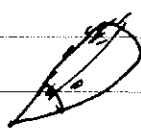
my 9-172-2  
→ Farrea occa clavigera

9-14

Stauracalyptra solidus F.E.S.

BM-1929.08.22.026. California

\* need more inform. Loc.



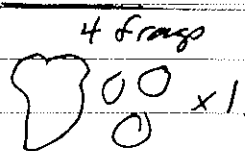
Wall  
PC  
1x.

9-15

Farrea occa (BK) Carter

BM-1926.10.01.002. Indian Mus Spg

R.N. LIV. Antamane. 238-458 [fms.]



4 frags


x1.

9-16

Farrea occa BwbK erecta Ij

BM-1936.03.04.082. Murray Exp Ind Oc.

Stn 162



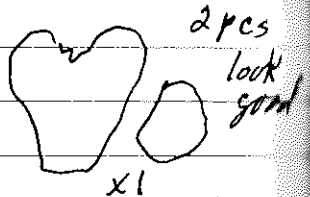
2 large  
pcs  
1/2 long diam  
Heavy shell  
Doubt for

9-17

Farrea occa

BM-1887.10.20.112. Challenger Stn 207

16 Jan '75 900 fm



2 pcs  
look good

x1

my 9-172-2

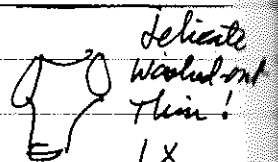
9-18

Farrea facunda O.Sch.

BM-1890.04.10.022. Florida

\* need more Loc. data

(→ Claviscopula intermedia ?)




delicate  
Washed out  
Thin!  
1x

9-19

Farrea occa (BK) Carter

BM-1926.10.01.013 Indian Mus Spg

R.N. IX. 1 Stn 201 296-320 fms.



looks  
'alive'

Pile of fine tubes


my 9-172-2  
F.M.S.  
88-6-9.4

9-20

Stauracalyptra heteractinus Ijima

BM-1938.07.04.045 Sea of Okhotsk Stn 246

18 Aug 1932. Zool Inst Acad Sci Leningrad



White  
smooth  
ball

a few protals but  
not visible

my 9-172-2




28 II A cont.

1889 Fused to 1887-10-20.115 part of TYPE

for

9-17 *Farrea clavigera*


BM-21-96 ? Challenger?  
remount from Exhib Jan. 10.11.1947.



(→ *Farrea occa clavigera*)

9-18 *Farrea spirifera* Jj

BM-1936.03.04.081. Murray Exped Ind Oc.  
Stn 154



9-19 *Farrea occa* Bwbk


BM-1938.06.30.007 Rosanna Exped 1937.  
1.2.38. 1300 m. Btwn <sup>Euertesventura</sup> ~~Euertesventura~~ Is & Africa

Jan of fine branching Tubae.

age  
leod  
skel  
form

(X) *Eurete annandalei* Kistep. frags of TYPE

BM-1907.08.09.003. Indian Museum.  
7°55'N 81°47'E 506 fm. Pres Trust. Ind. Mus.




(→ *Pleurochlorium annandalei*)

s  
k  
st

9-20 *Eurete Farreopsis* Carter

BM-1887.10.20.122. Challenger Sta 192


Five tubes on Live base



2  
out

9-21 *Eurete carteri* F.E.S.

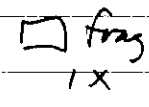
BM-1887.10.20.123. [? Challenger] [Sta] 192.2  
[Looks like little pillow form of Carib.]



b  
s

(o) *Eurete gerlachii* Tops. Part of a CoTYPE

BM-1910.02.09.007. Belgica Antart. Exp.

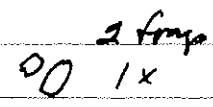


\* need more loc info.

te  
with  
all

(o) *Eurete carteri* F.E.S.

BM-1887.10.20.124. [? Challenger Sta] Sta 192



in Xylol.


best  
d.

9 June '88

Brit Mus Wet

28 IIA Contd

① Eurite erectum FES TYPE  
BM-1908.09.24.039. Albatross St. 2818.  
Berlin Mus. Exch.



frag in  
Tube  
1x

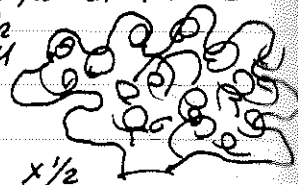
① Fareea beringiana Okada  
BM-1938.07.04.060. Sea of Okhotsk Stn 256  
Sept 13, 1932 Zool Inst Acad Sci Leningrad.

1 frag

9-22  
88-6-9.10

Eurite semperi FES.  
BM-1887.10.20.120. Challenger Sta 192


Large robust Tubers  
Thick wall



x 1/2

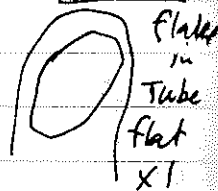
① Fareea occa Carter  
BM-1887.10.20.111. Challenger Sta 170.

small




Lacy  
x1.

① Fareea occa  
BM-1910.02.09.006. Belgica Antact. Exp.  
\* need more local info.



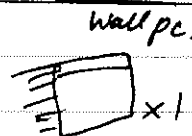
flake  
in  
Tube  
flat  
x1

① Fareea occa  
BM-1887.10.20.110. Challenger Sta 24.  
2 frags tried + Schizital; Indian Mus.  
NY St Thomas WI 390 ft 25/3/73




2 frags  
Live?  
1x

① Staurocalyptus solidus FES TYPE  
BM-1908.09.24.032. Albatross Stn 2948  
California Berlin Mus. Exch.



wall pc.  
x1

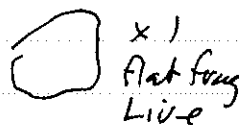
① Fareea ~~beringiana~~ aculeata FES. TYPE  
BM-1908.09.24.037. Albatross. Stn?  
Vancouver Is Berlin Mus Exch.  
\* need some loc data



frag in  
Tube  
Live  
1x

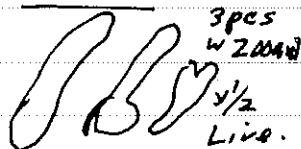
28 IIA contd + Start IIB

○ Farea convolvulus F.E.S. **TYPE**  
BM-1908.09.24.038. Albatross Exp. —  
San Diego, Calif. Berlin Mus. Exch. 656m.




Start IIB → \* need more loc data.

○ Sarostegia oculata Tops.  
BM-1936.03.04.002. Murray Exped. I.  
Stn 153 4.4.34 Δ Dredge 275m (Po 209)



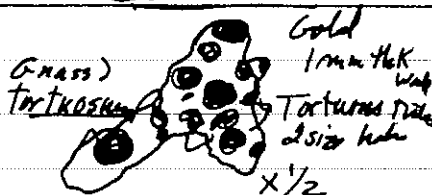
9:17:4 10-1 Eurete marshalli F.E.S.  
BM-1887.10.20.125, Challenger Sta 192

1 PC - Live  
Thk wall; Gray



9:17:4 10-2 Eurete simplicissima Semper?

Frag BM-21-10A (from bottle contain Solancaulium tortuosum)  
88-6-10.1 New Guinea, Capt. Geo. G. Belcher




9:17:5 10-3 Eurete marshalli F.E.S.  
BM-1887.10.20.126. Challenger Sta 192

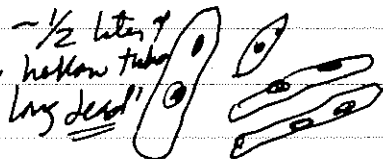
Small tubes - delicate 1mm wall




9:17:5 10-4 Eurete schmidtii F.E.S.  
BM-1887.10.20.121. Challenger Sta 201  
26 Oct 1874 102 fm



○ Sarostegia oculata Tops.  
BM-1936.03.04.091. Murray Exped Ind Oc.  
Stn 42 (Po 107)



9:17:5 10-5 Sarostegia oculata Tops.  
Frag BM-1936.03.04.005. Murray Exped.  
88-6-10.2 Stn 152 (Po 99) 4.4.34 Δ Dredge 600-280 fm.  
(spec Transferred to Coelenterate section)



10

June

88

Brit Mus web

28 / II B contd

Eurete irregularis Okada

○

BM-1938.07.04.056. Sea of Okhotsk Stn 208  
2 July 1932. Zool Inst Acad Sci Leningrad.

flat  
frag

Sarostegia oculata Tops.

○

BM-1936.03.04.474. Murray Exp. Ind Oc.  
Stn 42. 27-10-33 1416 m. Δ Dredge.

Misc small  
pcs!  
send + Live

Sarostegia oculata Tops.

○

BM-1936.03.04.089 Murray Exp Ind Oc.  
Stn 54 (Po. 60)


~1/2 pint of  
lead straws

Sarostegia oculata Tops

○

BM-1936.03.04.004 Murray Exped  
Sta. 42 27-10-33. 1416 m (Po. 237) Δ Dredge  
(note 33)

3 pcs - live  
2 dead  
x 1/2



Sarostegia oculata Tops.

○

BM-1936.03.04.003 Murray Exped  
Sta 162. Agassiz net 10-4-34 (Po. 155) 2051 m.


5 lead  
straws

Sarostegia oculata Tops

MS  
9-1725  
10-5  
A  
1/2  
Frag

BM-1920.12.09.065 Sealark. Gardiner Coll.  
Dandy Exc. Jar 1.

1/2 Lots of Live  
branches  
good  
Zoochords



Sarostegia oculata Tops.

○

BM-1920.12.09.065. Duplicate Jar II Gardiner Coll.  
.065A. Dandy Coll. Depth 456

"  
1/2 liter as  
above

88-6102  
SND Roll 27

28 II B contd

① Sarostegia oculata Tops.  
BM-1936.03.04.001. Murray exped  
Stat 152 4-4-34. 600-280 fm Δ Dredge.

4 small pcs  
1 alive?

① Sarostegia oculata Tops.  
BM-1920.12.09.065c Dupl - Gardiner Coll  
Dendy Coll. S. de Malha Jar IVa


5 pcs  
Small  
Alive

1172:6

① Autocystis zittelii Marshall.  
BM-1887.10.20.154. Challenger Sta 192.

10-6  
Frag

Coarse, large hole crust



No hole open on one side go all the way to inside when tissue is intact!

on one end. Like sutural plectonics. Crust may be flexible? Life?


88-6-10.4

1172:6

① Aphrocallistes ramosus F.E.S.  
BA-1887.10.20.133. Challenger Sta 210

(→ A. beatrix ramosus)

has 'beatrix' lacey form



? Live dead

① Aphrocallistes vastus F.E.S. = A. whiteavesianus Lambe

BM-1911.06.01.004. Dodd Narrows, Vancouver Is. ~10 small pcs  
158 fm. 15 March Miss Pixell 1-9-11 Some "alive"?  
Pale coloring as present.

1173:1

1172:6

① Aphrocallistes ramosus F.E.S.  
BM-1887.10.20.134. Challenger Stat 210.  
345 fm 25 Jan 1875.

(→ A. beatrix ramosus)

~7 pcs - washed out skels. small


1173:1

① Sarostegia oculata Tops.  
BM-1925.11.01.356. Sealark. I Coll Ind Oc.  
Dendy Coll.

Large! - beautiful

Large brand + small frags.

Live!





10 June  
1988

BRIT Mus Wet

28 II C Start.

Aphrocallista beatrix Gray.  
BM-1936.03.04.009. Murray Exped (Z.174)  
Sta 54 3.11.33 Agassiznet 952 m.

~15 pcs Dead  
fouled  
Washed-out  
3 Kells.

May 9.17.81

10-11 Aphrocallista beatrix + Farrea occa

~15 pcs live frags.

BM-1921.11.05.016. No.47 No.48

+ BM-1921.11.05.017. Insole Coll. Misaki Japan  
200 fm.

88-6-10.5

A+b

Aphrocallista bocagei Wright  
BM-1887.10.20.128. Challenger Sta 343.

1 frag dead + fouled

May 9.17.81


10-12 Aphrocallista bocagei Wright

Live - 1 Large + Small

BM-1889.09.03.001. S.W. Ireland

Dredged by Rev W. S. Green 500 fm.

88-6-10.6



May 9.17.81

10-13 Aphrocallista beatrix Gray

Large Jar of

BM-1921.11.05.013. + Hexactinella loricata Ijima

fouled frags + Corals + sponges

Insole Coll. No 46. Misaki Japan 500-600 fm

88-6-10.7

May 9.17.81

10-14 Aphrocallista beatrix Gray


~6 main pcs live, nice spec

BM-1938.06.30.005. ~~Aphrocallista beatrix Gray~~

~~Insole Coll. No 46 Misaki Japan 500-600 fm~~  
off St George, Grenada WI 27.XI.37

88-6-10.8

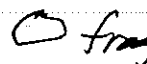
Rosaura Exp 1937 720-800




Brit Mus Wet.

10 June  
88

28 TFC

(2) Aphrocallistes beatrix Gray  
BM-1936.03.04.012. Murray Exp Sta 54.  frag  
3.11.33 Agassiz net 952m.

(1) Aphrocallistes beatrix Gray ~ 50 dead &  
BM-1936.03.04.008. Murray Exp St 108 fouled frag  
13.1.34 802 m Agassiz net (Z178)

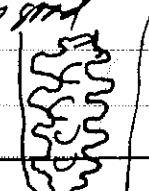
fouled  Lacy.  
neg 9:173:2 10-15 Aphrocallistes beatrix Gray Several frags  
BM-1926.10.01.004. Bay Bengal Swat Indian Mus Spgs some loose  
RM LVI No 6115. 480fm. good

(1) Aphrocallistes beatrix Gray ~ 30 dead &  
BM-1936.03.04.017. Murray Exp St. 54 fouled Skel  
3.11.33 952m Agassiz Net (Z. 181) frags.

(1) Aphrocallistes beatrix Washed-out  
BM-1926.03.11.001. off cable Socotra Channel. med size  
400F C.S. 'Lady Denison Pender' 11°50'N 51°43'E Skel.

neg 9:173:2 10-16 Aphrocallistes beatrix Live? - (in Tube)  
BM-1907.08.01.007. Port Blair looks good  
238-240fm.

88-6-10.9  
Frag



neg 9:173:2 10-17 Aphrocallistes beatrix Gray.  
BM-1926.10.01.010. Indian Mus Spgs Lots of frags of  
Sta 237 90fm RN XVIII Live spgs in  
mess of Hemp.

88-6-10.10  
Frag

10  
June  
'88

Brit Mus Wet -

28 IIC contd

○ Aphrocallista beatrix Gray  
BM-1936.03.04.015. Murray Exp. St. 54  
3.11.33 952m (Z. 21) Agassiz net

○ minute frags

○ Aphrocallista beatrix Gray.  
BM-1936.03.04.016. Murray Exp. St. 54  
3.11.33 952m (Z. 34)

Frags most dead (one alive?)



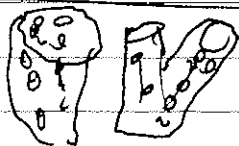
○ Aphrocallista beatrix Gray  
BM-1936.03.04.013. Murray Exp. St. 54  
3.11.33. 952m (Z. 106) (Note 46)

○ minute

○ Chonelaama tenerum Schultze **TYPE** net  
BM-1909.08.11.001. Albatross Stn 2923  
Cortez. Bank. Berlin Mus Exch.


frags in vial

10-18  
BM-1887.10.20.142. Challenger Exp. Stn 192  
26. Sept 1874. 129 fm.  
Parahexactinella latum



2 pcs + frags

10-19  
BM-1887.10.20.135. Challenger St. 170A  
14 July 1874. Kermadec Is. 630 fm



large dense plate

Alive

1 cm thick

x 1/4


10-20  
BM-1887.10.20.136. Challenger St. 170A  
Kermadec Is 630 fm

2 dense plates

2.5 mm thick

Solid

Live



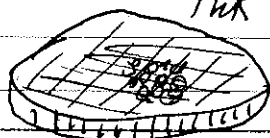
88-6-10,13  
[one surface w/ dermal grid <sup>but</sup> clearly not pinnular  
but rather of irregular hexactines  
other gastral surface w/o grid]


28 II C contd



(o) Aphrocallista beatrix Gray fossil flakes of skel  
 BM-1936.03.04.014. Murray Exp. Sta 54  
 3.11.33 952m. Agassiz net (2167)


(x) Hexactiniella lata Schulze 1 flake Live.  
 BM-1887.10.20.143. Challenger Sta 192 (o)

(→ Parahexactiniella lata) Chonelasma cheonanoides

megs 9:173:4 (10-21) Hexactiniella grimaldii Topsent Dead skel fossil. Thk - like Vastophora Honeycomb.  
 BM-21-10B Danish Inglef Exp.  
 No Figs 1926.04.21.2 off Greenland Coast 700 fm  
 1926.04.21.2 ⇒ MHR 92-2-28 (D) need more loc data 

megs 9:173:4 (10-22) Aphrocallista bocagei Wright beautiful white Live. Skel w/ sand.  
 BM-1889.09.03.001. S.W. of Ireland. 500fm. 

megs 9:173:4 (10-23) Aphrocallista bocagei Wright several frags some alive some not  
 BM-1882.07.28.120. Porcupine Coll. (o)   
 \* need loc data Hab? 

megs 9:173:5 (10-24) Aphrocallista beatrix Gray 1 pc - Live.  
 BM-1917.07.29.003 C.S. "Recorder"  
 Darwin - Banjoewangi - Darwin Cable   
 7° 35' 0" S 114° 30' 30" E 73-175fm

13 June '88

BRIT Mus Wets


28 ID Skel

meg 9-173-5 13-1

*Myliusia callogathus* Gray.  
BM-1887.10.20.152. Challenger St. 194A

Live?

x 1/2




Not Lychobisk!

88-6-13.1

meg 9-173-5 13-2

*Autocalyx serialis* Dendy.  
BM-1920.12.09.062. 'Sealark' Gardner Coll.  
Dendy Exc. Jar. V(2).

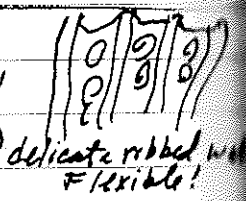
Skel. filmy w  
Tissue frags



meg 9-173-5 13-3

*Autocalyx serialis* Dendy  
BM-1920.12.09.063. 'Sealark' Gardner Coll.  
Dendy Exc. Saya de Malha 8.9.05 C.21  
No. LXXXI. 450 fm.

cup w  
super  
struts  
band



meg 9-173-5 13-4

*Autoplax auricularis* Schudze **TYPE**  
BM-1908.09.24:041. Valdiva Exp. St 33 2480  
Berlin Mus. Exc.


Skelin obscured by tissue - Coarse like *Autocalyx*?  
is it a *Tretodictyid*?



meg 9-173-5 13-5

*Autocalyx irregularis* Schudze.  
BM-1887.10.20.074. Challenger Sta 147

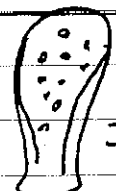
2 pcs dead fossil Skel



meg 9-173-6 13-6

*Euryplegma auricularis* Schudze  
BM-1887.10.20.075 Challenger St. 170 a

Large spec x 1/4  
w tissue + frags  
outer surf w large long  
inner w grid-dermal




88-6-13.2

meg 9-173-6 13-7

*Myliusia callogathus* Gray  
BM-1887.10.20.151. Challenger Sta 192  
Little Ki Is 129 fm. 21 Sept 74.

flat frags




88-6-13.3

meg 9-173-6 13-8

*Autocalyx irregularis* Schudze.  
BM-1887.10.20.073. Challenger Stn 145A  
27 Dec 1873 310 fm.

space  
tissue  
flacks



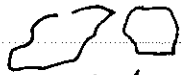
88-6-13.4

Irreg washed out mass of steel fibers - tubular



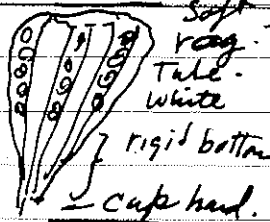
28 II-D cont'd

① Mylinia verrucosa Ijima  
 BM-1936.03.04.088. Murray Exp. Ind Oc. St 109  
 most washed out skel but tissue flecks frag. on rocks.  
 SKEL ROBUST! longit meshes in long tube pos- Euretid?



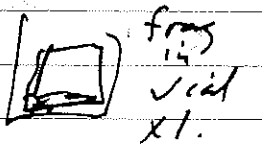
1  
 10  
 11  
 12  
 13  
 14  
 15  
 16  
 17  
 18  
 19  
 20  
 21  
 22  
 23  
 24  
 25  
 26  
 27  
 28  
 29  
 30  
 31  
 32  
 33  
 34  
 35  
 36  
 37  
 38  
 39  
 40  
 41  
 42  
 43  
 44  
 45  
 46  
 47  
 48  
 49  
 50

13-17 Autocalyx serialis Dandy **TYPE** fig'd  
 BM-1920.12.09.061. 'Sealark' Gardner Coll.  
 88-6-13.5 S. de Malha 7.9.05. 3-500 depth  
 soft frag. tube white rigid bottom cap head.  
 x 1/2



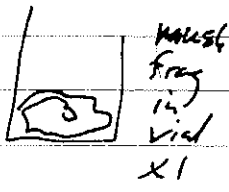
51  
 52  
 53  
 54  
 55  
 56  
 57  
 58  
 59  
 60  
 61  
 62  
 63  
 64  
 65  
 66  
 67  
 68  
 69  
 70  
 71  
 72  
 73  
 74  
 75  
 76  
 77  
 78  
 79  
 80  
 81  
 82  
 83  
 84  
 85  
 86  
 87  
 88  
 89  
 90  
 91  
 92  
 93  
 94  
 95  
 96  
 97  
 98  
 99  
 100

① Hyalonema cristiforme Schultze **TYPE**  
 BM-1908.09.24.046. Valdivia Exp. St 264  
 1079 m Berlin Mus Exc.  
 frag in vial x1



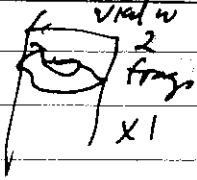
101  
 102  
 103  
 104  
 105  
 106  
 107  
 108  
 109  
 110  
 111  
 112  
 113  
 114  
 115  
 116  
 117  
 118  
 119  
 120  
 121  
 122  
 123  
 124  
 125  
 126  
 127  
 128  
 129  
 130  
 131  
 132  
 133  
 134  
 135  
 136  
 137  
 138  
 139  
 140  
 141  
 142  
 143  
 144  
 145  
 146  
 147  
 148  
 149  
 150

① Hyalonema calix Schultze **TYPE**  
 BM-1908.09.24.045. Valdivia Exp. St 207  
 1024 m. Berlin Mus. Exc.  
 most frag in vial x1



151  
 152  
 153  
 154  
 155  
 156  
 157  
 158  
 159  
 160  
 161  
 162  
 163  
 164  
 165  
 166  
 167  
 168  
 169  
 170  
 171  
 172  
 173  
 174  
 175  
 176  
 177  
 178  
 179  
 180  
 181  
 182  
 183  
 184  
 185  
 186  
 187  
 188  
 189  
 190  
 191  
 192  
 193  
 194  
 195  
 196  
 197  
 198  
 199  
 200

① Hyalonema alcocki Schultze  
 BM-1907.08.01.005. 'Investigator' Sta 125  
 1250 fm.  
 vial w 2 frags x1




201  
 202  
 203  
 204  
 205  
 206  
 207  
 208  
 209  
 210  
 211  
 212  
 213  
 214  
 215  
 216  
 217  
 218  
 219  
 220  
 221  
 222  
 223  
 224  
 225  
 226  
 227  
 228  
 229  
 230  
 231  
 232  
 233  
 234  
 235  
 236  
 237  
 238  
 239  
 240  
 241  
 242  
 243  
 244  
 245  
 246  
 247  
 248  
 249  
 250

① Hyalonema aciferum Schultze  
 BM-1887.10.20.094. Challenger St 184  
 1400 fm.  
 ~50 ml of Mealy frag - looks like Nothing - a few root spines visible

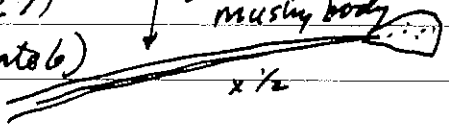
251  
 252  
 253  
 254  
 255  
 256  
 257  
 258  
 259  
 260  
 261  
 262  
 263  
 264  
 265  
 266  
 267  
 268  
 269  
 270  
 271  
 272  
 273  
 274  
 275  
 276  
 277  
 278  
 279  
 280  
 281  
 282  
 283  
 284  
 285  
 286  
 287  
 288  
 289  
 290  
 291  
 292  
 293  
 294  
 295  
 296  
 297  
 298  
 299  
 300

① Hyalonema cornu Schultze  
 BM-1887.10.20.081. Challenger St 158  
 1800 fm. 7. Mar 1874  
 Mushy - big cone body worn off.



301  
 302  
 303  
 304  
 305  
 306  
 307  
 308  
 309  
 310  
 311  
 312  
 313  
 314  
 315  
 316  
 317  
 318  
 319  
 320  
 321  
 322  
 323  
 324  
 325  
 326  
 327  
 328  
 329  
 330  
 331  
 332  
 333  
 334  
 335  
 336  
 337  
 338  
 339  
 340  
 341  
 342  
 343  
 344  
 345  
 346  
 347  
 348  
 349  
 350

⊗ Stylocalyx elegans Schultze  
 BM-1887.10.20.089. Challenger St. 271  
 2425 f. 6 Sept 75. (plate 6)  
 4 root spic's! Small spic - mushy body  
 x 1/2




351  
 352  
 353  
 354  
 355  
 356  
 357  
 358  
 359  
 360  
 361  
 362  
 363  
 364  
 365  
 366  
 367  
 368  
 369  
 370  
 371  
 372  
 373  
 374  
 375  
 376  
 377  
 378  
 379  
 380  
 381  
 382  
 383  
 384  
 385  
 386  
 387  
 388  
 389  
 390  
 391  
 392  
 393  
 394  
 395  
 396  
 397  
 398  
 399  
 400

13 June  
'88

Brit Mus Wet

28 II D Catal


○ Hyalonema investigatoris Schulze.  
BM-1907.08.01.004. Bay of Bengal  
1803 fm



small frag  
in vial

9.17.42 13-8

○ Hexactinella minor  
BM-1926.10.01.007. Indian Mus Spgs  
270 fm 8 mi W of Interview Is, Andamans  
R.N. XLVI - 1.6



live  
frag

1.5x

9.17.42 13-9  
Frag


○ Aulcoystis zittelii Schmidt  
BM-1939.02.10.034. Blake Exp Caribb No. 8065  
Exch Camb. Univ. Mass. MORO Light [Cuba]

Frag - delicate  
wall - 6 pcs.

in Diss Scope: this is very fine reticulate  
from the Challenger Spec. 28 II B 3 - has thin  
clearly hexanises. Thin walls!

88-6-13-6

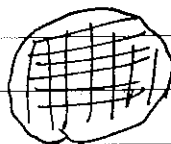
○ Hyalonema hercules Schulze  
BM-1908.09.24.047. Albatross St 2807  
1485 m Galapagos. Berlin Mus Exch



frag  
in  
vial

9.17.42 13-10

○ Stylocalyx globus Schulze  
BM-1887.10.20.088. Challenger Sta 194.  
360 fm Plate 7



beauty  
reticulate  
ball  
No Root

(→ Hyalonema globus)


○ Stylocalyx claviger Schulze  
BM-1887.10.20.087. Challenger Sta 147

3 frags broken in jar



(→ Hyalonema clavigerum)

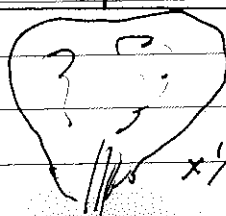
○ Hyalonema lusitanicum?  
BM-1887.10.20.091. Challenger Sta IV  
6 Jan 1873 600 fm 60 mi SE. of Cape St Vincent.



only root  
palythoid  
- No hole  
3 pcs

CCWS

○ Hyalonema divergens Schulze  
BM-1887.10.20.077. Challenger Sta 271  
6. Sept 1875



much  
jelly  
fragile  
white

x 1/3

28 II D End

(o)


Myliusia verrucosa Ijima  
BM-1936.03.04.084. Murray Exp Ind. Oc.  
Stn 109.

Dead-fouled frag

B.H.T.  
in diss scope some tissue appears to be here.  
coarse SKel!

(X)

Stylocalyx lepressus Schudze  
BM-1887.10.20.086. Challenger Stn 271  
6 Sept 1875 2425 fm.




6 pcs  
fairly firm  
white

(→ Hyalonema lepressum)

1174-2

13-11 Heterorete pulchra Dundy **TYPE**

BM-1920.12.09.064. 'Sealark' Gardner Coll  
Dundy Exc. No CXV. Figd Spec.



hollow tube  
ALIVE NICE.

1174-3

13-12 Aulocystis zittelii Marshall.

BM-1887.10.20.155. Challenger Sta 194a


dead fouled SKel -  
Partly "Crusted"

88-6-13.7



(o)

Hyalonema lamella Schudze  
BM-1907.08.01.002. 'Investigator' Ind Oc.  
St. 232. 430 fm



nice  
piece  
No Root  
x 2/3

(o)

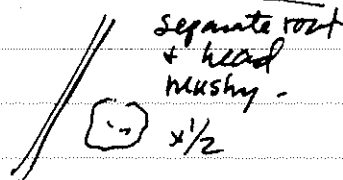
Hyalonema lamella Schudze **TYPE**  
BM-1908.09.24.048. Albatross 1530m  
7°34'30"N 76°08'23"W. Berlin Mus Exc



small  
frag  
in  
Tube

(o)

Hyalonema gracile Schudze  
BM-1887.10.20.076. Challenger Col. St. 211.




separate root  
& head  
mushy -  
x 1/2

1174-3

13-13 Aulocystis zittelii Marshall.

BM-1887.10.20.153. Challenger St. 192  
25 Sept 1874 129 Fm.



big  
crude  
Tubes  
No  
Crust.

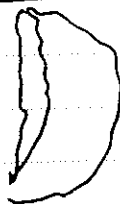
88-6-13.8

13 June  
88

Brit Mus Wets

28 III A start.

① Hyalonema robustum Schulze  
BM-1887.10.20.093. Challenger Stn 241  
23 Jan 1873 2300 fm.  
Jun?



Schlecht  
Tan mass  
x 1/2  
little strand

① Hyalonema napa Schulze  
BM-1907.08.01.001. 'Investigator' St. 241  
606 fm. From Indian Museum, Calcutta




fairly good  
x 2/3  
1/2 of spec  
No Root

① Hyalonema proximum Schulze **TYPE**  
BM-1908.09.24.053. Valdivia Stn 185  
614 m Berlin Mus Exc.



frag  
x 1  
buff.

① Hyalonema populiferum Schulze **TYPE**  
BM-1908.09.24.052. Albatross Stn 2928  
California 764 m. Berlin Mus Exc.




Tan  
1/2 of spec  
x 1.

① Hyalonema nicobaricum Schulze **TYPE**  
BM-1908.09.24.051. Valdivia Stn 211.  
805 m Berlin Mus Exc.




Thin  
chunk,  
good chunk  
buff

① Hyalonema molle Schulze **TYPE**  
BM-1908.09.24.050. Valdivia St 253  
630 m Berlin Mus Exc.



buff  
frag  
good chunk  
x 1

① Hyalonema masoni Schulze  
BM-1907.08.01.003. Investigator St 117  
1748 fm



frag  
+ root  
Tan


① Hyalonema masoni Schulze **TYPE**  
BM-1908.09.24.049. Investigator St 117  
Berlin Mus Exc.



2 frags  
Tan


28 III A

○ Hyalonema pectinatum Schulze  
BM-1887.10.20.080. Challenger St 300  
17 Dec 1875 1375 fm.



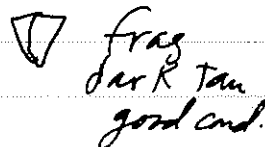
white Sheet - Flat top

⊗ Hyalonema maehrentali Schulze.  
BM-1896.09.12.003. Andaman Sea  
Reg No 5354 Pres Trust. Ind. Mus. Calcutta.



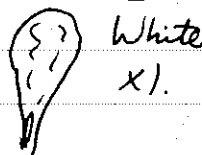
white body in thin good cuttin

⊗ Hyalonema thompsoni Marshall  
BM-1908.09.24.059. Valdivia Exp Stn 10  
H. thompsoni 1300m



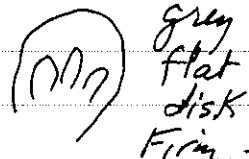
frag dark tan good cond.

⊗ Stylocalva thompsonii Marsh.  
BM-1887.10.20.082. Challenger Stn 73  
H. thompsoni 30 June 1873 1000 fm.  
Cat No. corrected




White 1x.

⊗ Hyalonema tenue Schulze  
BM-1887.10.20.092. Challenger Cal. Stn 323  
H. elegans FES




grey flat disk Firm.

○ Hyalonema schmidtii Schulze [TYPE]  
BM-1908.09.24.055 Albatross Stn 2751  
W. Guadalupe 1256 m Berlin Mus Exc



frag 1x

⊗ Hyalonema somalicum Schulze [TYPE]  
BM-1908.09.24.058 Valdivia Exp Stn 266  
(illegible? 741 x 241 m) Berlin Mus Exc  
H. nicobaricum somalicum



Woolly White 1x

○ Hyalonema solutum Schulze [TYPE]  
BM-1908.09.24.057 Valdivia Exp Stn 220  
2919 m Berlin Mus Exc.



white sturdy 1x



13 June  
88

Bnt Mus Wet

28 IIIA cont'd

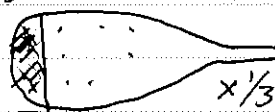
○ Hyalonema simile Schudze **TYPE**  
BM-1908.09.24.056. Valdivia Exp St 352  
1019 m Berlin Mus Exc

frag  
Tan  
1x

9.174.4 13-14  
X Hyalonema somaticum (Schudze)  
BM-1926.04.14.059. Gilchrist Coll.

Large Jar  
4 spec! - most w roots  
good shape!

S. African Spgs. RN. 375-8  
(H. nicobaricum somaticum)

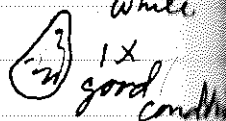


○ Compsocalyx gibberosa Schudze **TYPE**  
BM-1908.09.24.062. Valdivia Exp. Stn 208  
296 m Berlin Mus Exc.



Lite tan  
good cond  
Frag

○ Hyalonema rapa Schudze  
BM-1908.09.24.054. Valdivia Exp Stn 191b  
750 m Berlin Mus Exc (young)




white

good  
cond


X Hyalonema (Stylocalyx) thomsoni Schudze  
BM-1882.07.28.100. Porcupine Coll.

H. thomsoni  
off Butt of Lewis [Hyalonema lusitanicum Bocage]



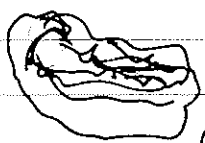
white  
whole  
split  
half  
w zone

X Stylocalyx thomsoni Marsh.  
BM-1887.10.24.018. Porcupine Coll Stn #7  
Hyalonema thomsoni



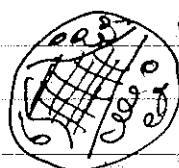
Tan-dark  
? frag on  
stalk

○ Hyalonema validum Schudze **TYPE**  
BM-1908.09.24.061. Valdivia Exp Stn 258  
1362 m. Berlin Mus Exc.



Frag.  
Tan/brn  
good cond

○ Hyalonema valdiviae Schudze **TYPE**  
BM-1908.09.24.060. Valdivia Stn 208.  
298 m. Berlin Mus Exc.




big  
big  
good  
cond  
x1

Brit Mus wet.


13  
June  
88

98 - III A cont'd


○ Hyalonema toxeres Thomson  
BM-1887.10.20.079. Challenger Sta 24  
24 Mar 1873. 390fm



max 9:174:4 13-15 ○ Hyalonema toxeres Thomson  
BM-1887.10.20.078. Challenger Sta 24  
N.W. of St Thomas 390m.




max 9:174:4 13-16 (X) Hyalonema (Stylocalyx) thomsoni Schulze  
BM-1890.04.10.030. Porcupine Stat 65  
1869. 61° 12' N 20° 21' W. 345fm




(H. thomsoni)

2 nice specs - the larger split




○ Scyphidium septentrionale  
BM-1931.11.02.007. Hoels Gronlands Exp 1931  
E Greenland (9)



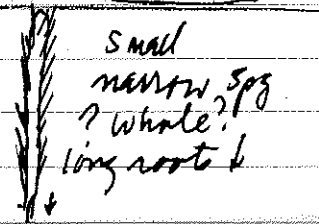
? Poliopogon obscura [Holotype]  
BM-1938.06.30.033. Rosaura Exped 1937  
N of Turneffe Is., WI. 7.XI.34 900m.  
Status of this name uncertain - Not in my file.

Jar of 'moosh'!  
Useless.

○ Pheronema giganteum Schulze  
BM-1936.03.04.080. Murray Exp Ind. Oc.  
Sta 122.



(X) Stylocalyx (Hyalonema) tener Schulze  
BM-1887.10.20.090. Challenger Sta 289  
23 Oct 1873 2550fm.  
(Hyalonema tenerdum)




13  
June  
88


Brit Mus nets

28 III A contd III B start.


○ Platylistrum plateosa Schulze **TYPE**  
BM-1908.09.24.042. Valdivia Exp St 247  
Berlin Mus Exc.



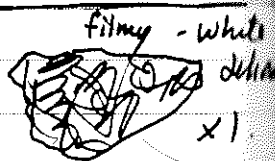
○ Lophophysema inflatum Schulze **TYPE**  
BM-1908.09.24.043. Investigator Exp.  
13° 56' 30" N 93° 26' W. 911 m.  
Berlin Mus Exc.



○ Lophophysema inflatum Schulze.  
BM-1907.08.01.006. Andaman Sea  
498 fm. Indian Mus Calcutta.

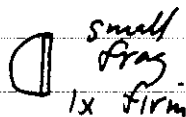


○ Pheronema raphanus Schulze  
BM-1908.09.24.044. Valdivia Exp. Stn 211  
805 m Berlin Mus Exc.

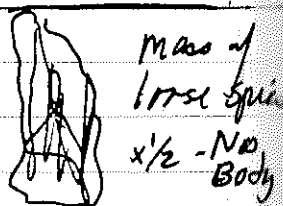


Start III B


○ Pheronema carpenteri Thomson  
BM-1887.10.24.012. 'Triton' Coll Stn 13  
2nd Haul. 31 Aug 1882 570 fm



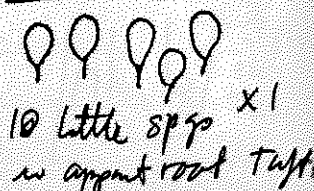
○ Pheronema sp. - ? carpenteri?  
BM-1887.10.24.015. HMS Triton. Coll St. 10  
2nd Haul 24 Aug 1882 516 fm



○ Pheronema ? carpenteri  
BM-1887.10.24.014. HMS Porcupine Sta 43  
1207 fm 1869



○ Pheronema carpenteri Thomson  
BM-1887.10.24.013. Porcupine Coll. 1869  
Station 42 862 f.




[28] III B

25  
only  
in  
back  
  
small  
Muss  
ng  
  
right  
ush  
mm  
  
into  
shells  
1.  
  
of  
spec  
10  
body  
  
go  
+  
ly?  
  
1  
left


○ ~~13-17~~ Pheronema carpenteri Thomson.  
BM-1887.10.24.011. [labels unreadable] \*  
See if Regatta has info

3 small vly  
Frag? c.  
or  
x1 small spp?

map 9:174:5  
○ 13-17 Pheronema naphanae Schulze.  
BM-1896.09.12.002. Andaman Sea.  
173 fm. Pre Trust Ind. Mus Calcutta.

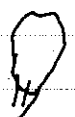
grad =   
1/2 of base spec

13-18 Pheronema carpenteri Thomson.  
BM-1938.06.30.009. Ross Sea Exped 1937  
Between Fuerteventura Is & Africa 1.2.38. 1300m.


8 spec various size  
dirty  
  
1-10 cardian

88-6-13.9

○ Pheronema carpenteri  
BM-1929.10.25.002. Porcupine C.  
Young sp.


 white  
abraded  
x1.

map 9:174:5  
X 13-19 Holtenia carpenteri Thomson.  
BM-1882.07.28.102. Porcupine Coll. Sta?  
W frag. Aphroc. brucei & Farrus occa. at base.


beautiful  
but  
small.  
good  
Surface Rete  
  
x1

(=> Pheronema carpenteri)


○ Monorhaphis chuni Schulze.  
BM-1908.09.24.064. Valdivia Sta 264  
1079 m. Berlin Mus Exc.  
(has \* but No "Type" label)

Small  
drab  
Fragms  
x1  


○ Monorhaphis dives Schulze **TYPE**  
BM-1908.09.24.065. Valdivia Sta 257.  
1644 m Berlin Mus Exc.

small  
frag  
drab  
x1  


○ Pheronema carpenteri Thomson  
BM-1887.10.20.098. Challenger Sta 124.  
11 Sept 1873 1715 fm off Macao [?]

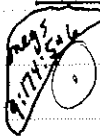
Muss of  
Frag  
1/2 pint  


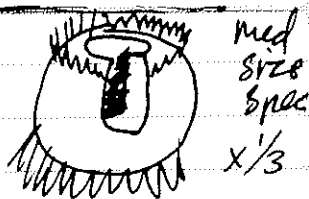
13


BRIT. MUS. (NH)

June 1988


28 III B cont'd



 13-20 Pheronema carpenteri Thomson.  
 BM-1887.10.24.010, Triton coll Sta 13  
 31 Aug 1888 570 fm.



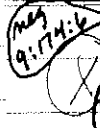

 13-21 Pheronema carpenteri Thomson  
 BM-1887.10.24.009. [No info?]  
 \* See if any info in Register  
 \* Could be type - match photo + fig of Thomson's

? is this only 1/2 or is it 2 halves - ?





 13-22 Monorhaphis dives Schulze  
 BM-1936.03.04.566 Murray Exped Ind Oc  
 Sta 119 19 Jan 34 Agassiz net 1228 ft

~ 10 frags beat up brown.


 13-23 Poliopogon gigas Schulze  
 BM-1887.10.20.107 Challenge Sta 170  
 29.45°S 178.1°W 630 f.


1/2 L Jar of frags branches + roots - ! PURPLE !

88-6-13.11 (Pheronema gigas)



Poliopogon amadou Thomson  
 BM-1887.10.20.104 Challenger Sta 3

Big waxy frags Gold Brown ~ 4 pcs




 13-24 Poliopogon amadou Thomson  
 BM-1887.10.20.102 Challenger Sta 3  
 data ↓

Better pcs - firm - w tissue dark brown + root tuft


Poliopogon amadou Thomson  
 BM-1887.10.20.103 Challenge Sta 3.  
 18 Feb 1873 25°45'N 20°12'W  
 1530 (fm)

1 1/2 L jar of brown frags

Continues in Book 11



Blake  
Station No

Typed Label

245 Gulf Stream Cruise Station BLAKE	No. 29	Depth.	fms
	Lat.		N.
	Long.		W.

Station  
No

Written  
Label


No 180 ←

982 fms.

1/11 Dominica

→ (148)


Orig MCZ  
Spec Cat No



Printed Large Format  
Tape No's are  
MCZ. <sup>Museum</sup> orig Spec. Nos!



Metal Tags are  
also an original (old) MCZ  
Cat. No.



Q FIELD NOTES 13 Aug 87 - 13 Jun 88