
Prepared by Craig Taylor, PhD. Research Partner, Humanities & Social Sciences (Major Competitions)

Executive Summary:

A report of SSHRC Insight grant applications for the 2023/2024 competition. This report contains details on the competition success across the university, as well as by faculty. Data sourced from SSHRC includes awards dollars requested and received, success rates, ranks of applicants, supports available by year and uptake of support provided by the Research Partner Network.

This report also includes success rate statistics over the previous 5 years (2019-2024), for comparative purposes. The five year average gives us a benchmark against which to compare the current year.

For the 5 year window between 2019 - 2024, UofA applications comprised 3.95% of applications submitted nationally. Over these five years, UofA was awarded 3.9% of the national funding envelope, with an overall average of 43.5% success, compared to a national five-year average success of 46.9%. Breaking down the success rate by Stream, we averaged 47.7% in Stream A (\$7k-\$100K) and 40.8% in the more competitive Stream B (\$101k-\$400K). 2024 data shows an overall success rate of 26.4%, far below the five year average of 43.5%. Much of the drop is explained by the 21% success rate in the 2024 Stream B applications, half of the five-year average, and much less than the previous low of 29% (in 2020). Immediate responses by the RPNet to this unusual dip in overall success rate, and the specific recognition that the issue may lay with Stream B applicants, consists of the following:

- Supporting the ADR, Faculty of Arts, and the CSSH Office of Research in conducting rapid, individual meetings with each unsuccessful applicant. These were conducted in May 2024.
- Designing a new information session and tip sheet focussed on *Designing & Budgeting for Stream B*. These will be ready in early September, 2024 ahead of the IG internal deadline and are in addition to the IG supports already scheduled, and the new supports planned for introduction in FY 2024/25.
- Novel "Self-directed IG Bootcamp" facilitated by the Senior Research Partner, as an experiment in July-September of 2024, and to support a cohort of IG applicants who could not fit the retreat-style Bootcamp into their schedules.

Upcoming RP support for 2024/25 SSHRC IG Competition:

As well as continuing to offer the standardized supports provided in FY 2023/24, in 24/25, the RP Network has standardized a schedule of supports for SSHRC competitions, including the Insight grant. In addition, the RPs are presently partnering with the CSSH in preparing a SSHRC budgeting-specific tip sheet on *In-kind Costs and Options*, and working with each CSSH faculty to identify a locally-relevant space costing and who-to-contact info sheet. We are also designing the aforementioned information session on scaling research and budgets for Stream B applications.

In the next Insight grant report, we hope to have other universities' success data (in \$) for the same time period, so we can begin to track where UofA ranks relative to other SSHRC-submitting institutions (including, but not exclusive to the U15). The RP Network is also beginning to collect data to enable long-tail reporting on the contribution of RP supports to applicants' success, and participants' satisfaction with the supports provided.

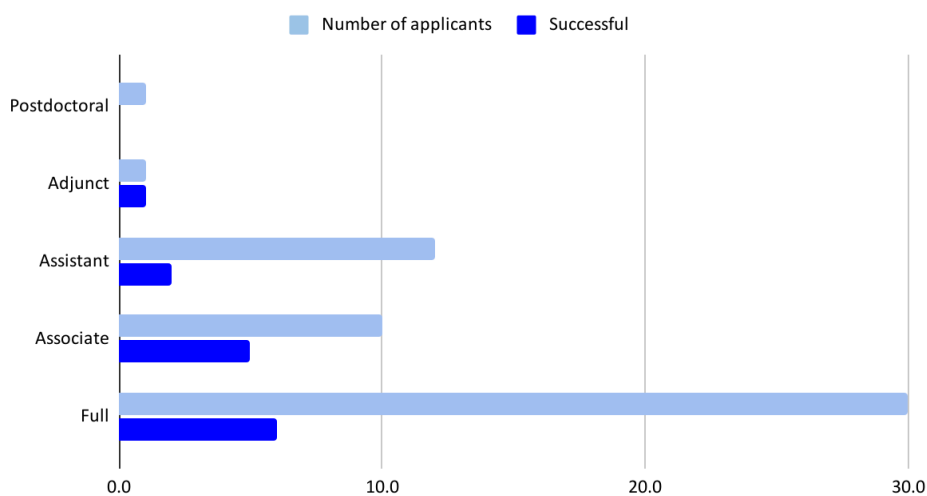
Total Supports Committed to Insight Grant Applicants, 2024/25:

All Faculties	College of Social Sciences & Humanities-specific:
<ul style="list-style-type: none">● Research Partner including for:<ul style="list-style-type: none">○ individual coaching,○ pre-submission review,○ post application Forensic Review○ Lemons to Lemonade● GrEx 'Grant Excellence' Manual: resource documents targeting the various sections of the SSHRC IG application● Successful Grants library curated & updated annually by RPs● sshrcUofA Researchers' Forum (listserv)● Noon-hour overview of Insight Grants● 'Spring Forward' IG Boot camp● Monthly Bulletin (funding specific info re: upcoming opportunities, how to register, etc.)● SSHRC IG application procedure checklist● Research Whisperer Hour	<ul style="list-style-type: none">● Peer Review by College of SSH Reviewers (open to all SSH researchers)● CSSH website● CSSH supports list● College Grant Assistant<ul style="list-style-type: none">○ help with budget,○ literature scoping,○ CCV or SSHRC Web CV● Professional Grant Editor● College video library
	Faculty Specific Support <ul style="list-style-type: none">● Arts Research Coordinators● Arts Research Symposium● Business Research Coordinator

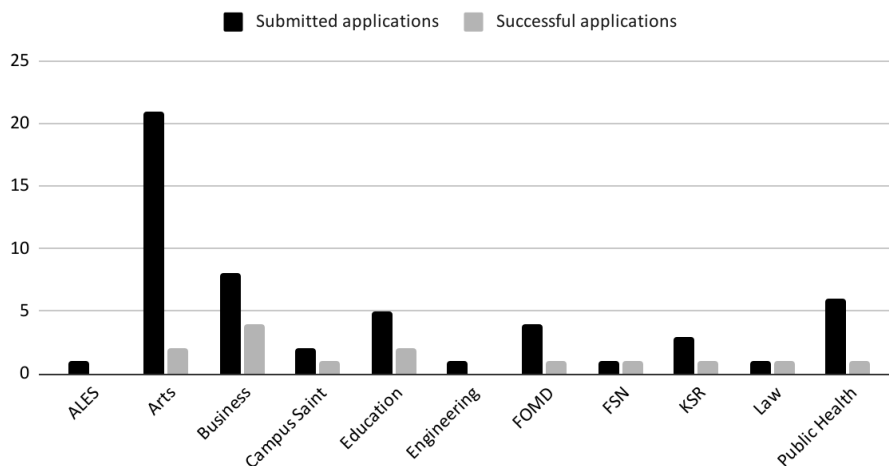
FY 2023/24 competitions (UofA):

- UofA Applications submitted: 54
- Overall UofA Success Rate: 26.4%
- UofA Stream A: 6/16 = 37.5%
- UofA Stream B: 8/38 = 21.1%
- Total UofA Requested Amount: \$12,480,979
- Total UofA Received Amount: \$2,597,072
- Average Request: \$235,490
- Average Grant Awarded: \$185,505

Rank of UofA Applicant 2024



Submitted vs Successful applications (by Faculty)



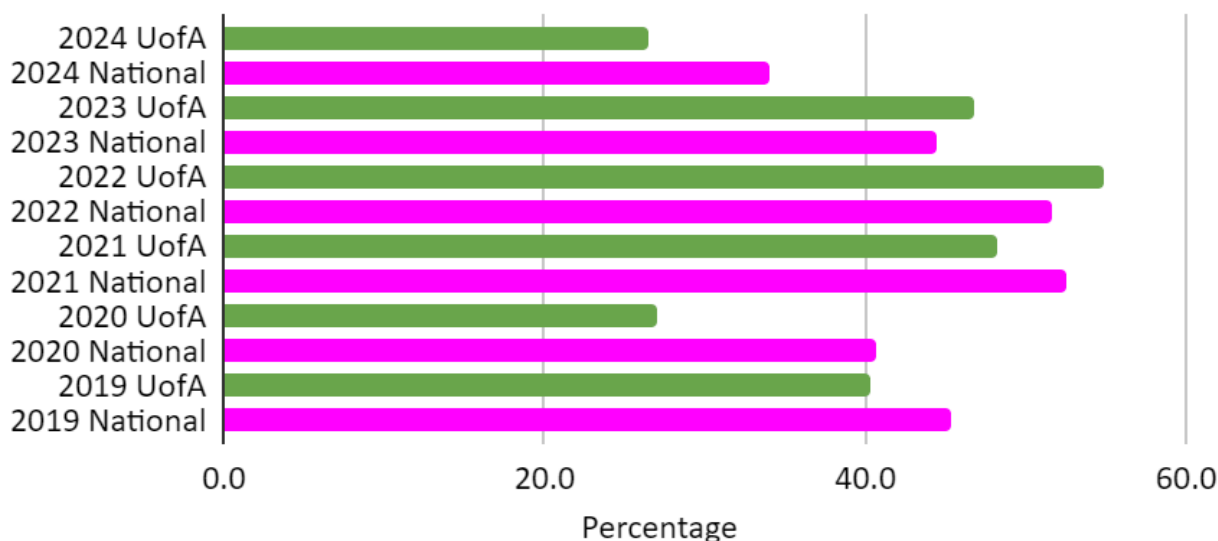
Comparison with Overall National Averages (2023/44):

- Applications submitted Nationally: 1477
- Average National success rate: 34.1%
- Average Request: \$213,168
- Average National Grant Awarded: \$171,601

Comparison with Overall National Averages (2019-2024):

- Average national success rate: 44.8%
- Average UofA success rate : 40.6%

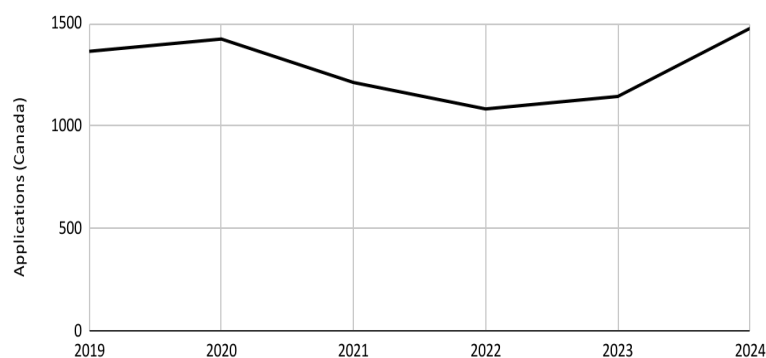
Success Rate - IG - UofA vs National (2019-2024)



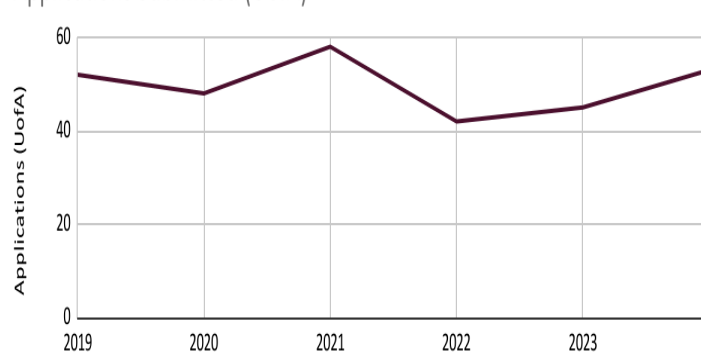
Historical Successes: Summaries of Previous Five Years of Insight Grant Competitions (UofA, all faculties)

Applications submitted - National vs UofA (2019-2024):

Applications Submitted (Canada)



Applications Submitted (UofA)



Ongoing RP support offered for 2024 IG competition:

- Proposal/Pre-submission Review - 5 applications
- SSHRC Information Session - *June 14, 2023* - 23 attendees
- Process and submission support
- Research Whisperer Hour
- Individual Coaching
- ****NEW Service**** Forensic Reviews - 11 applications reviewed
- Bootcamp - *June 6-22, 2023* - 8 participants (Arts, ALES, Business, Nursing Engineering, Law, KSR)
- Lemons to Lemonade - *June 27, 2023* - 6 participants (Arts, KSR, Business, FNS)
- Successful Grants Library - 11 added from 2023 applicants
- sshrcUofA listserv and RpNet Monthly
- ****NEW**** EDI in Research Design and Training information session - x2 in Fall 2024 - 25 registered (9 early career & 16 established)
- Updated [GrEx Resources](#)
- ****NEW Service**** [SSHRC IG Checklist](#)

Overview of Annual Competition Results, FY 2019-2023:

- 2023

- UofA Applications submitted: 45
- Overall UofA Success Rate: 46.7%
- UofA Stream A: 8/15 = 53.3%
- UofA Stream B: 13/30 = 43.3%
- Total UofA Requested Amount: \$9,887,859
- Total UofA Received Amount: \$4,168,251
- UofA Average Request: \$219,730
- UofA Average Grant: \$198,488
- Total Applications submitted Nationally: 1145
- Average National success rate: 44.5%
- Average National Request: \$203,613
- Average National Grant: \$175,431
- *Summary of RP support provided:* Information session, Pre-Application review, Individual process and submission support, Lemons to Lemonade, Successful grants library, IG Bootcamp, sshrcUofA listserv and RPN Monthly, GrEx Resource Materials, Individual Coaching, Research Whisperer Hour

- 2022

- UofA Application submitted: 42
- Overall UofA Success Rate: 54.8%

- UofA Stream A: 7/10 = 70.0%
- UofA Stream B: 16/33 = 48.5%
- Total UofA Requested Amount: \$9,673,108
- Total UofA Received Amount: \$5,019,051
- UofA Average Request: \$230,312
- UofA Average Grant: \$218,220
- Total Applications submitted Nationally: 1084
- Average National success rate: 51.7%
- Average National Request: \$194,571
- Average National Grant: \$172,220
- *Summary of RP support* : Information session, Pre-Application review, Individual process and submission support, Successful grants library, Bootcamp, sshrcUofA listserv and RPN Monthly, GrEx Resource Materials, Individual Coaching

- 2021

- UofA Application submitted: 58
- Overall UofA Success Rate: 48.3%
- UofA Stream A: 13/23 = 56.6%
- UofA Stream B: 15/37 = 40.5%
- Total UofA Requested Amount: \$11,380,853
- Total UofA Received Amount: \$4,349,921
- UofA Average Request: \$196,222
- UofA Average Grant: \$155,354
- Total Applications submitted Nationally: 1213
- Average National success rate: 52.5%
- Average National Request: \$185,280
- Average National Grant: \$163,267
- *Summary of Research Facilitator (RF) and Grant Assist Program (GAP) support*: Information session, Pre-Application review, Individual process and submission support, Successful grants library, Bootcamp, sshrcUofA listserv and ****NEW**** RPN Monthly, GrEx Resource Materials, Individual Coaching, ****NEW**** Lemons to Lemonade

- 2020

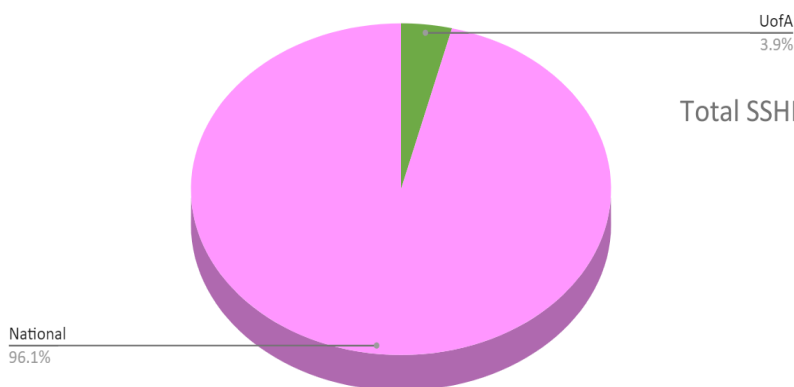
- UofA Application submitted: 48
- Overall UofA Success Rate: 27.1%
- UofA Stream A: 4/17 = 23.5%
- UofA Stream B: 9/31 = 29.0%
- Total UofA Requested Amount: \$10,006,447
- Total UofA Received Amount: \$2,574,346
- UofA Average Request: \$208,468
- UofA Average Grant: \$198,027
- Total Applications submitted Nationally: 1425
- Average National success rate: 40.7%

- Average National Request: \$185,049
- Average National Grant: \$158,074
- *Summary of Research Facilitator (RF) and Grant Assist Program (GAP) support:* Information session, Pre-Application review, Individual process and submission support, Successful grants library, Bootcamp, sshrcUofA listserv, GrEx Resource Materials, Individual Coaching

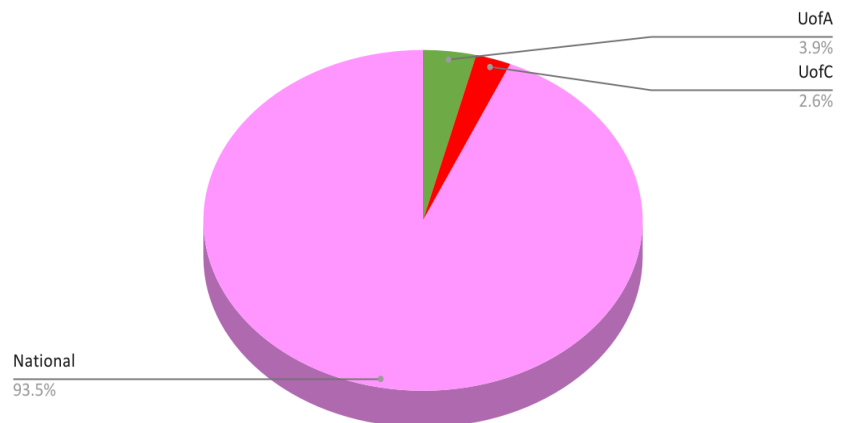
- 2019

- UofA Application submitted: 52
- Overall UofA Success Rate: 40.4%
- UofA Stream A: 6/17 = 35.3%
- UofA Stream B: 15/35 = 42.9%
- Total UofA Requested Amount: \$9,678,735
- Total UofA Received Amount: \$3,005,642
- UofA Average Request: \$186,130
- UofA Average Grant: \$143,126
- Total Applications submitted Nationally: 1365
- Average National success rate: 45.3%
- Average National Request: \$176,173
- Average National Grant: \$144,875
- *Summary of Research Facilitator (RF) and Grant Assist Program (GAP) support:* Information session, Pre-Application review, Individual process and submission support, Successful grants library, Bootcamp, sshrcUofA listserv, GrEx Resource Materials, Individual Coaching

Total SSHRC Funds (2019-2024)



Total SSHRC Funds (2019-2022)



Total SSHRC Funds by Province (2019-2022)

