



UNIVERSITY OF ALBERTA
GRANT ASSIST PROGRAM
Health Sciences

How to Incorporate Patient Engagement and Integrated Knowledge Translation (iKT) GAP CIHR Project Grant Workshop



- **Tips To Go Fundable To Funded For Your Clinical Project Grant**
- **Writing on Integrated Knowledge Translation: Areas of Weakness in Grants**
- **Components that Should be Part of a Patient Engagement Plan**
- **RSO Submission Process & Internal Deadlines**
- **Maximizing on Available Resources to Enhance Grant Application**



Tips to go from fundable to funded.

For Pillars 2 to 4, Patient-Oriented Research.

Carol Ladner-Keay, Director of Clinical Research,
Faculty of Medicine & Dentistry

<https://www.ualberta.ca/medicine/research/resources-for-clinical-researchers/resources>



In draft of grant have:

- Research question/s and aims
- Hypothesis
- Outcome measures
- Significance
- Team
- Engaged with stakeholders
- Developed methodology (mostly)



Image source: [UBC writing centre](http://www.ubcwritingcentre.ca).

Build your argument.

- Significance and Impact 25%
- Background (see the GAP-HS [Guidelines for Writing Research Proposals](#))
 - Context (clinical or health services dilemma, other studies, your past work)
 - Rationale for the study
 - What is the knowledge gap?
 - Substantiate your claims
 - Build up context so reviewers anticipate your research question and hypothesis.



Image Source: [NVCE](#)

The research question



- What is the research question?
 - Get to the point early (first two pages).
 - How have knowledge users (KUs) or patient advisors contributed?
- Justify your hypothesis
 - Back it up with evidence from other studies
 - Use pilot data
- Innovation

Pilot/Preliminary data

- Use to backup your hypothesis
- Demonstrate feasibility of your methods
- Justify methods decisions



Approaches & Methodology 50%

- As you write continue to think through each step in your protocol
 - Is anything missing?
 - Were the right methods chosen to answer your question and analyze the data?
- Justify your decisions
 - Reviewers expect to see this.
 - Prove that you made the correct decisions .

Methodology



- For example, details on recruitment, randomization, allocation concealment, statistical analysis and sample size calculations
 - Provide proof for expected recruitment rate
- Primary and intermediary outcome measures
 - Justify those chosen
- Details on how methods address sex & gender.
- How the design of study is impacted by PE, KT?

KT plans

- All proposals require a KT plan.
 - Knowledge accessible to KUs
 - Meets needs of KUs
 - Are clinical guidelines impacted?

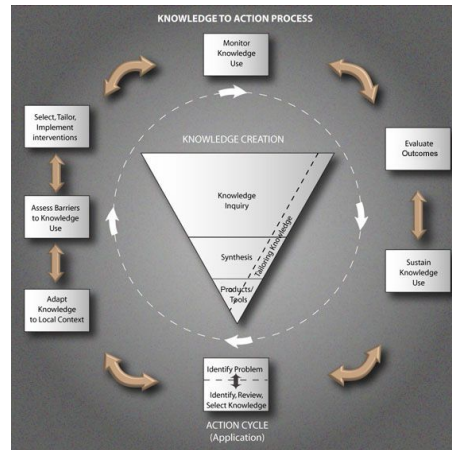



Image source: [CIHR](http://www.cihr.ca)

Challenge mitigation strategy

- Outline potential challenges along with the corresponding mitigation solutions.
 - Prevent or mitigate
- Done well, this will demonstrate the feasibility of your study.



Team contributions

- As a lead investigator/writer you need to integrate all the components together
- Are all the method details there?
- Are decisions justified?



Expertise, Experience and Resources 25%

- Include the role of all team members and time committed by each.
 - Remember KUs and patient partners
- Demonstrate team has expertise to conduct the study.
 - It is not too late to add a co-investigator
- Consistency of methods proposed and expertise needed.
- Add health system links. E.g. Support from Strategic Clinical Networks, and outline details.

Why link your research with an SCN?

Involving knowledge users in your grants gives you a competitive advantage

SCNs can help navigate / facilitate interactions between researchers and the health care system

SCNs have diverse stakeholder input

SCNs have provincial reach

SCNs are a catalyst for knowledge translation and can affect change that has real impact


More attention to the budget

- What budgets do:
 - Gives info on how your study will be conducted
 - Impact feasibility

Resources:

- <https://www.ualberta.ca/research/support/grant-assist-program/health-sciences/resources>
- [“Preparing your CIHR Project Budget Workshop Slides”](#)

Budget



shutterstock · 1190352832

- Justify resources needed
- Link personnel to specific activities and aims
- Remember to include cost of PE and KT activities
- Double check on alignment between Methods section and each item.

Perfect the summary

- Provide an overview of each part of the research plan
- This is one of the most important parts of your application.
 - It provides the first impression of your proposal
 - It is used to assign the committee and reviewers
 - It is used to determine if your proposal is relevant to priority funding pools, if applied for.

I just need
the main ideas



Image source: academichelp.net

Overview of research plan

- Background and Importance (include key preliminary evidence)
- Research Aims (incl. research question/s and hypothesis)
- Methods/Approaches
- Brief description of applicants contribution to the field and expertise of the team.
- Expected Outcomes



Thank-you. Comments or Questions?

<https://www.ualberta.ca/medicine/research/resources-for-clinical-researchers/resources>

Carol Ladner-Keay, Director of Clinical Research,
FoMD Office of Research, 2-13 HMRC
cladner@ualberta.ca



Writing About iKT: What Are the Gaps?

Laura M^cAlpine, MSc

Knowledge Translation Project Coordinator
Alberta SPOR SUPPORT Unit, KT Platform

Outline

Overview of KT

Learning needs

How to address the gaps

AbSPORU KT Platform

Provides consultation, training, and other services to health science researchers across Alberta in the areas of *knowledge synthesis*, *knowledge translation*, and *implementation science*.


Knowledge Translation: CIHR

A dynamic and iterative process that includes synthesis, dissemination, exchange and ethically sound application of knowledge to improve the health of Canadians, provide more effective health services and products and strengthen the health care system.

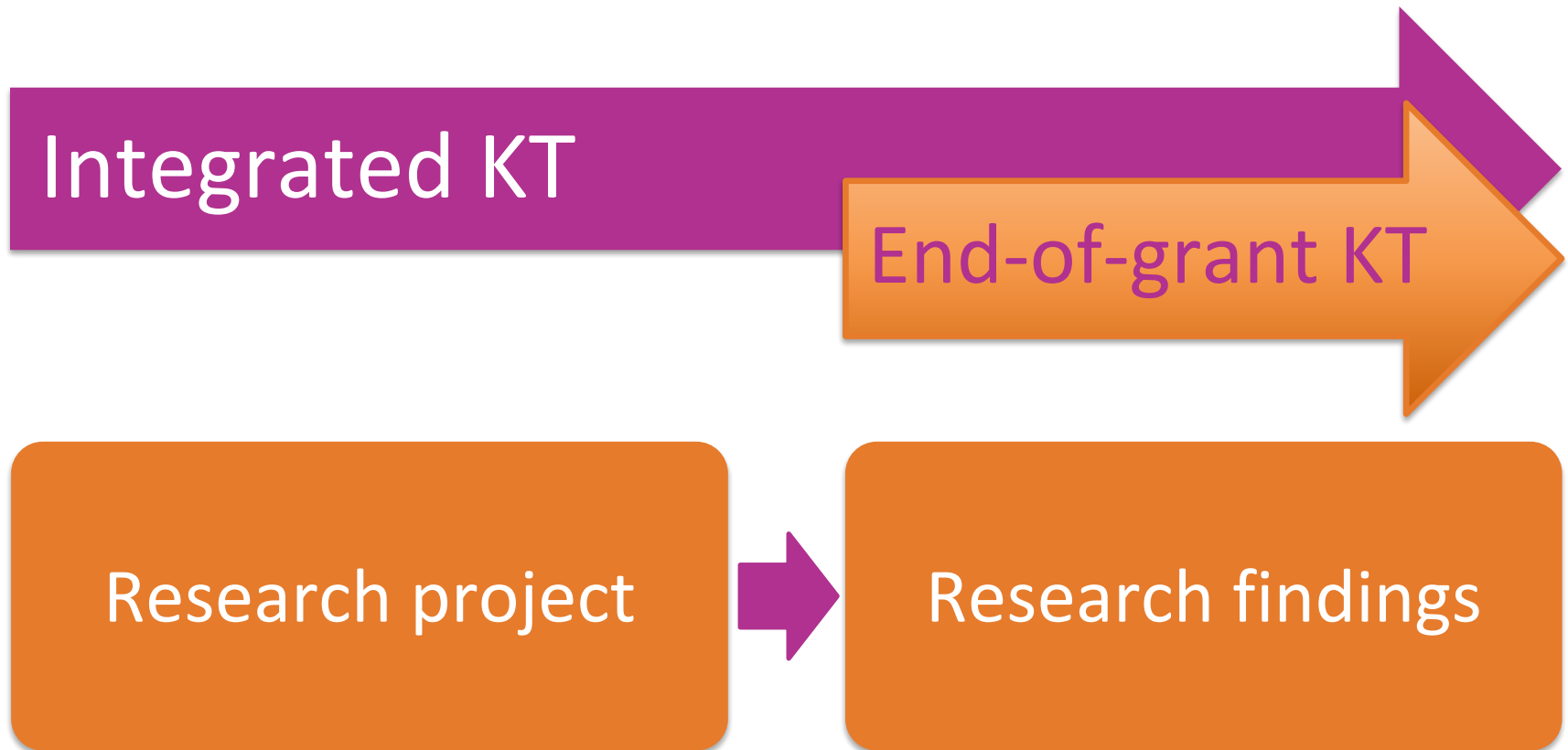
KT - The (really short) Elevator Pitch

“...method for closing the gaps from
knowledge to practice”

(Straus et al., CMAJ, 2009)



KT Approaches - CIHR



Learning Needs

What We Found

Goal

Look at specific learning needs of researchers by examining what they often miss

Going well




- Involvement of KU's important
- Need to address end-of-grant KT
- Need to consider bigger picture

Needs improvement

- iKT approach, ill-defined KU's
- Need to structure end-of-grant KT
- Need to set up for future implementation and/or implementation research

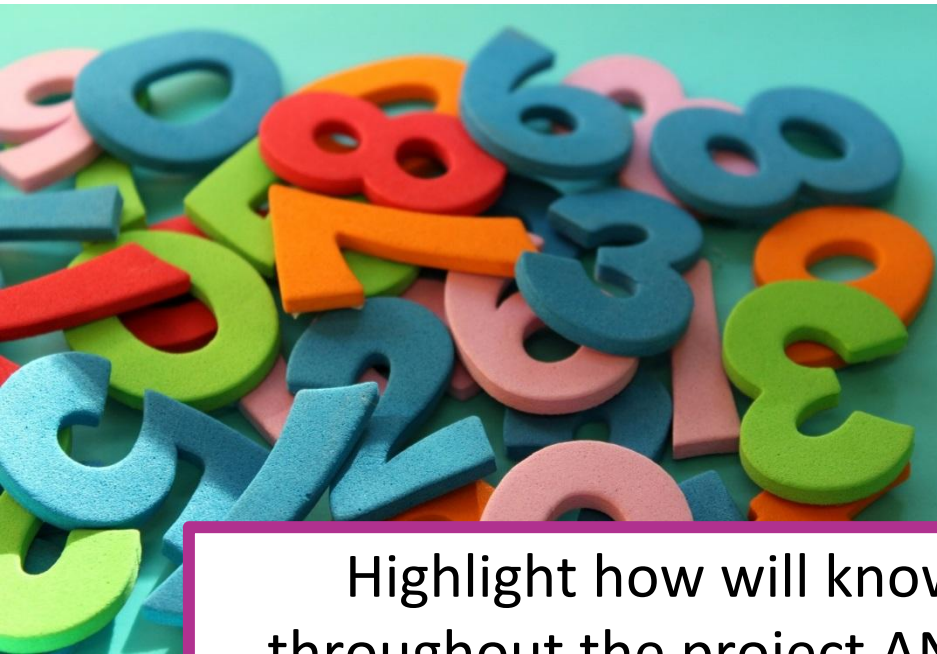
How to Address the Gaps

Research Question



Highlight that your proposed project is responding to a problem or knowledge gap identified by knowledge users

Research Approach



Highlight how will knowledge users be involved throughout the project AND throughout the proposal


Feasibility



- Clearly describe KUs roles and expertise
- Address potential risks
- Demonstrate support
- Above all, show that the study is doable

Outcomes

- Impact
- Dissemination plan
- Evaluation plan



Tips


If you mention you
have knowledge
user partners...

Make sure they are
listed as team
members!

If you have
knowledge users
listed as team
members...

Make sure its clear
what their role is
throughout the
research project!

Comments? Questions?

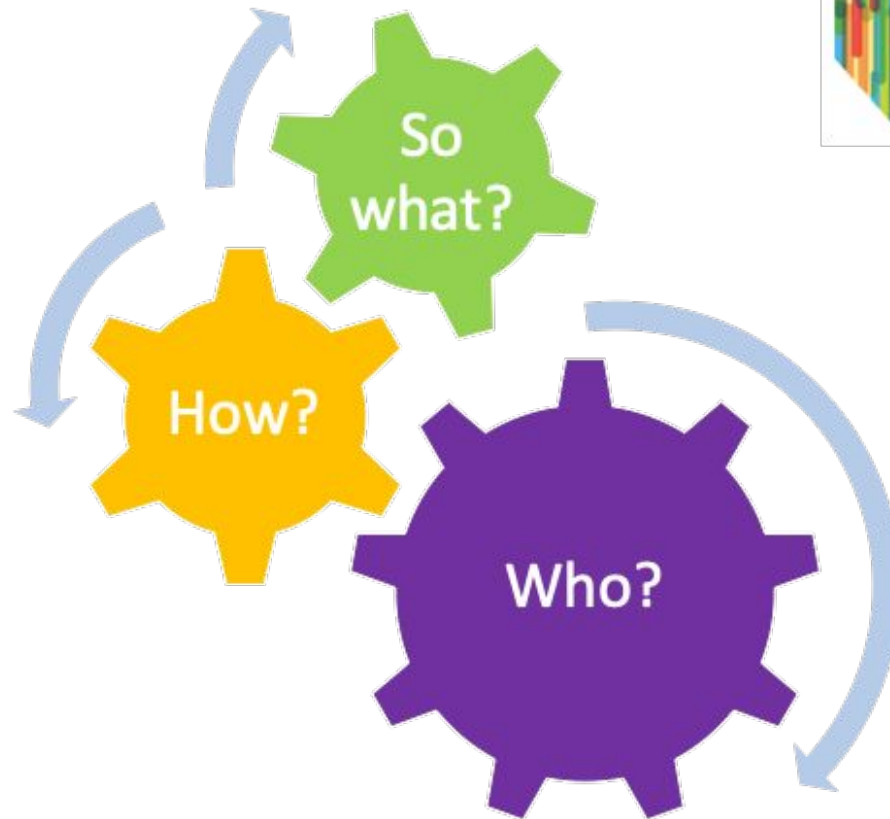


Laura McAlpine, SPOR KT Project Coordinator
Email: laura.mcalpine@ualberta.ca
Phone: (780) 248-1261


Incorporating Patient Engagement into CIHR Project Grants

Jananee Rasiah

Patient Engagement Platform,
Alberta SPOR SUPPORT Unit




Who is a patient?



- Current or former patients
- Caregivers
- Family members
- Patient support groups
- Patient organizations
- Community groups
- Community members
- Public

How many patients do I need to engage?

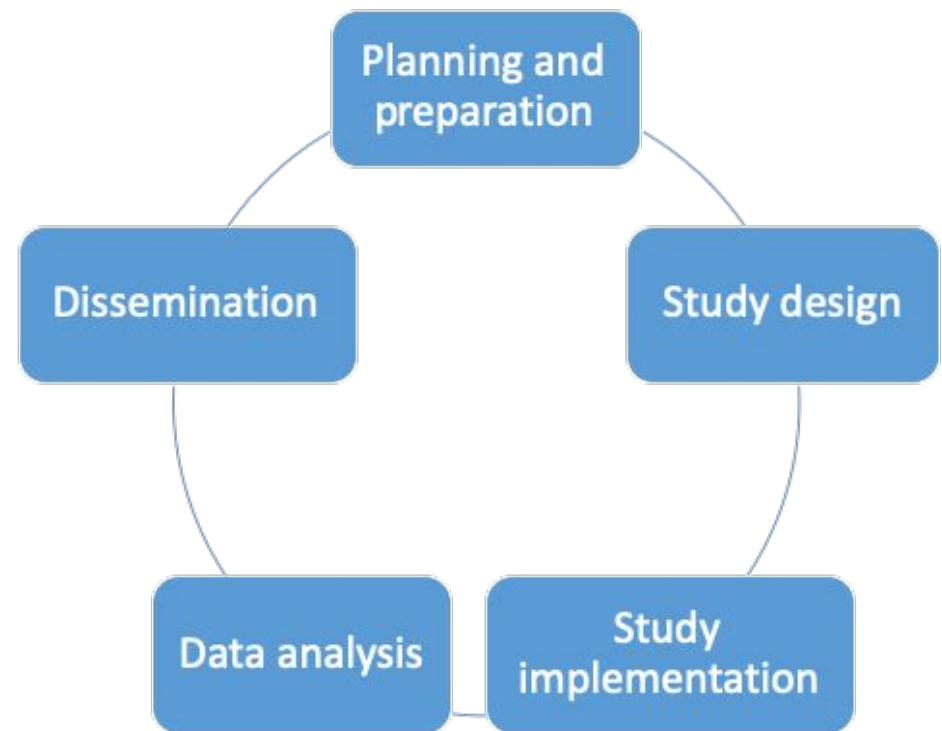


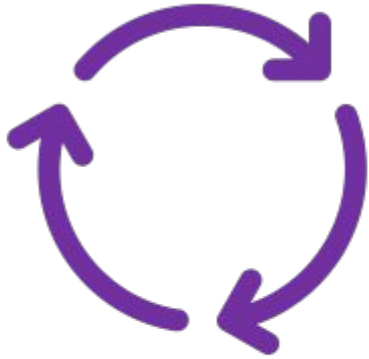
- No ideal number
- Relying on one patient can be problematic:
 - Tokenism is not patient engagement
- Involve as many patients:
 - from a broad range of backgrounds
 - who are hard-to-reach
 - live in different geographic areas

What are patient's roles in research projects?

- Do patients just review a project when it's done?
- Do patients need to be involved in everything?
- **How do I engage with patients as partners?**

How can I engage patients in my CIHR Project Grant?



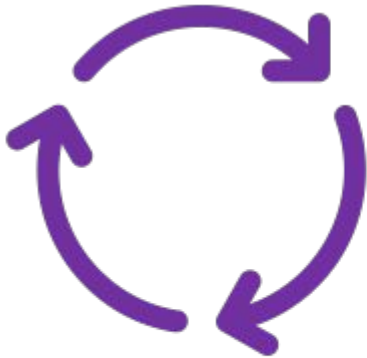


Planning and preparation:

- Gather ideas for new research areas based on patients' needs and interests
- Ensure research is focused on the public's interest and concerns
- Review research tools
- Help meet funder requirements

How:

- Individual meetings
- Focus groups/discussion groups
- Appreciative inquiry
- Consensus building

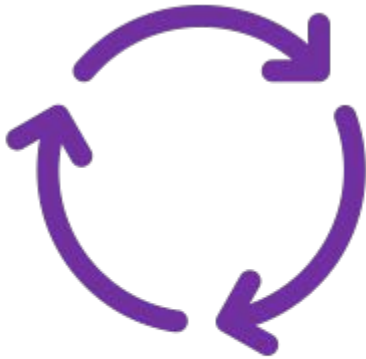


Study design:

- Review research tools
- Ensure methods are feasible and sensitive to the situations of potential research participants

How:

- Individual meetings
- Focus groups/discussion groups
- Open Space meetings
- Scenario planning

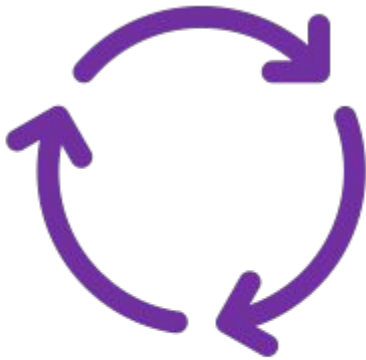


Study implementation:

- Help increase recruitment into the research study
- Address barriers that may arise during the study
- Brainstorm solutions or changes to design/processes
- Discuss what is going well and why

How:

- Interview matrix
- Dialogue model
- Appreciative inquiry
- Visioning

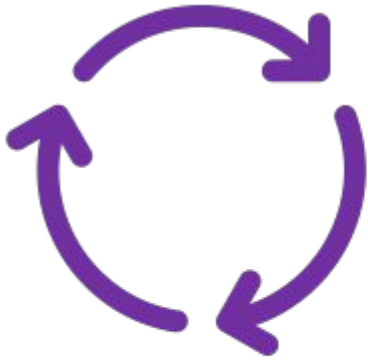


Data analysis:

- Take diverse perspectives into account when analyzing data and when making decisions

How:

- Survey/Questionnaire
- Delphi process
- Nominal group technique
- Consensus building



Dissemination:

- Influence the language and content to be more appropriate and accessible before disseminating
- Consider accessible venues and modalities for dissemination
- Increase dissemination and uptake of evidence into practice or policy

How do I budget for PE in my grant?



- **Reimbursement:** Covering direct costs and expenses associated with participating in research and research related activities including travel, parking, child care, or caregiver needs.
- **Compensation:** Payment for time, skills, lived experience, and expertise patient partners bring to a research project or related activity.

How do I budget for PE in my grant?



- ✓ Compensation can include direct payment, in-kind contributions (conference travel, etc.), cash, or honoraria.
- ✓ Consideration about diversity of protocols
- ✓ Opting out of payment should be an option

How do I budget for PE in my grant?



- ✓ Alberta SPOR guidelines use \$25/hr as a benchmark
- ✓ Principle of equity
- ✓ Work with University/Tri-Council members to ensure policies align

Top 5 Tips for Patient Engagement

Time	<ul style="list-style-type: none">• How much time do we have to commit to engaging with patients in our research?
Funding	<ul style="list-style-type: none">• How much funding do we have to allocate to engaging with patients?
Competencies	<ul style="list-style-type: none">• What competencies do we need as researchers?• What competencies are needed by potential patients with whom we are trying to engage?
Support / endorsement	<ul style="list-style-type: none">• How well supported is patient and researcher engagement in research in our organization?

YOU HAVE QUESTIONS?



- ✓ We have answers!
- ✓ Later? Send us an email at:
jrasah@athabascau.ca

Acknowledgements



Funded by



Submission for Internal/Institutional Approval: MANDATORY

Part 1: Researcher Home Page (UA): “Submit” your completed Proposal via the Researcher Home Page - allowing enough time for the Department and Faculty to review and approve it. Ideally, **“Submit” should be pressed before Tuesday, February 18, 2020** so that it is approved before February 24, 2020. We will review applications in the order in which they receive Faculty approval.

Part 2: ResearchNet (CIHR): “Submit” your complete application to ResearchNet prior to the Institutional Deadline of **10:00 am, Monday, February 24, 2020 (Edmonton time)**. RSO will download all applications from ResearchNet and “Return” them to you so that you can “fine-tune” them. No review comments will be provided at this time.

Final Submission to CIHR:

- “Submit” your FINAL application to ResearchNet prior to the revised Institutional Deadline of **10:00 am, Tuesday, March 3, 2020 (Edmonton time)**.
- RSO will complete final submission to CIHR before 6:00 pm, Wednesday, March 4, 2020.

** Please notify your Research Facilitator if CIHR has granted you an extension so that we can revise your institution deadline.



CIHR IRSC

Canadian Institutes of Health Research
Instituts de recherche en santé du Canada

SickKids®

LEARNING
INSTITUTEUNIVERSITY OF ALBERTA
GRANT ASSIST PROGRAM
Health SciencesUNIVERSITY OF ALBERTA
FACULTY OF MEDICINE & DENTISTRY

[The Art of Writing a CIHR Application](#)

[Guide to Knowledge Translation Planning at CIHR: Integrated and End-of-Grant Approaches](#)

[A Guide to Researcher and Knowledge-User Collaboration in Health Research](#)

[Knowledge Translation Planning Template©](#)

[Knowledge Translation Plan Appraisal Tool \(KT-PAT\)©](#)

How-To Handbooks

- ✓ [For Researchers](#)
- ✓ [For Patient Partners](#)

- ✓ Current [Patient & Family Registry](#)
- ✓ Albertans4HealthResearch.ca
 - ✓ Launching Soon
 - ✓ Online patient network including opportunity portal & more!

<https://www.ualberta.ca/medicine/research/resources-for-clinical-researchers/resources>



**UNIVERSITY OF
ALBERTA**

We Wish You Success